



www.braintree.gov.uk/housing/housing-statnav

Key Housing Needs Statistics

Ashen

Snapshot: March 2022

To be read in conjunction with the
'Guide to Key Housing Needs Statistics - Villages'

For all sources, more detailed housing needs data and
a full guide to how to read this data, please visit the
Housing StatNav website.



Key Housing Needs Statistics

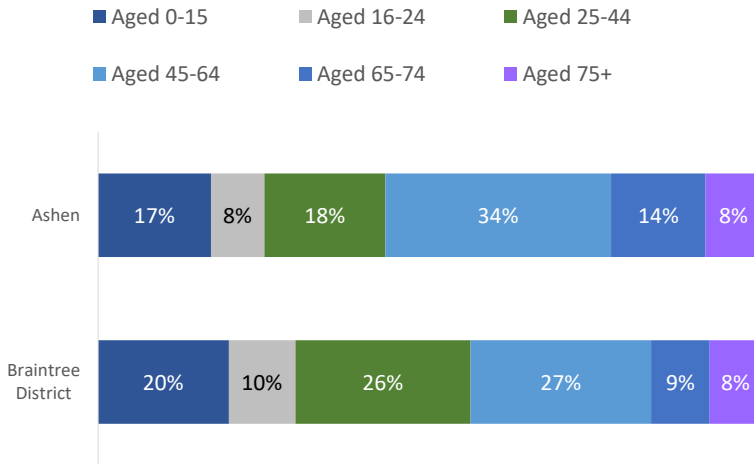
Snapshot: March 2022



Ashen

About the Parish of Ashen

Population Profile



Key Parish Statistics

- Population (2011 Census) - 323
- Households (2011 Census) - 137
- The population is 0.2% of the total Braintree District population (147,084)

A third of the population are not working

The proportion of 'economically inactive' people (e.g. retired, carers and homemakers) is 32%, which is much higher than the District average of 26%

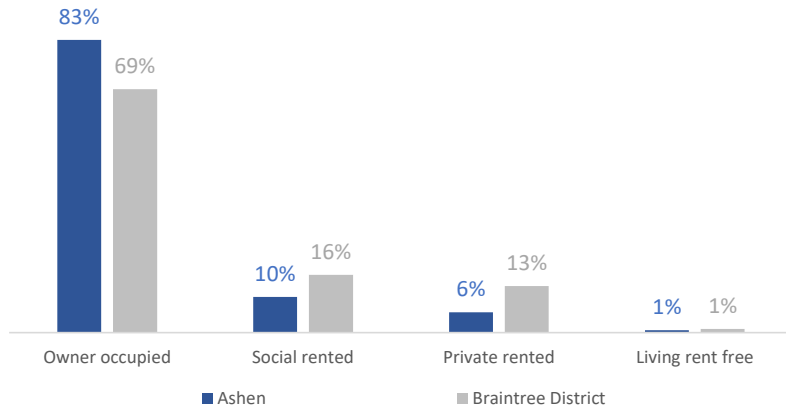


A quarter are couple households (under the age of 65) with no children

At 26% of households, this is higher than the District average of 20 and the East of England proportion of 19%

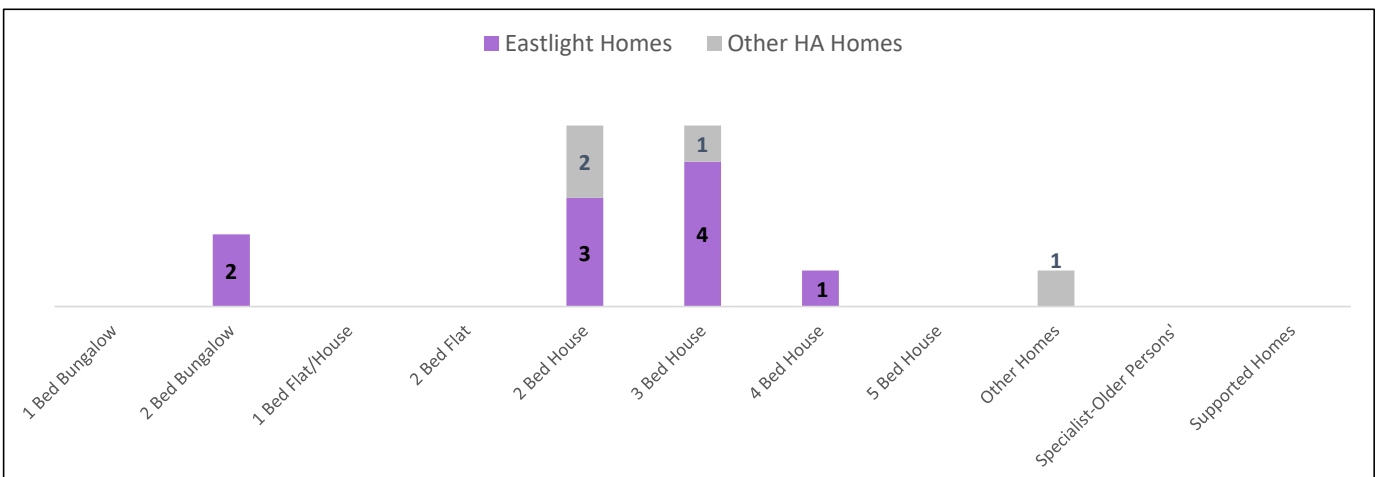


Tenure of Housing (2011 Census)



Housing Association homes to rent in Ashen

There were 14 Housing Association homes to rent in Ashen as at March 2022.



Lettings history in Ashen

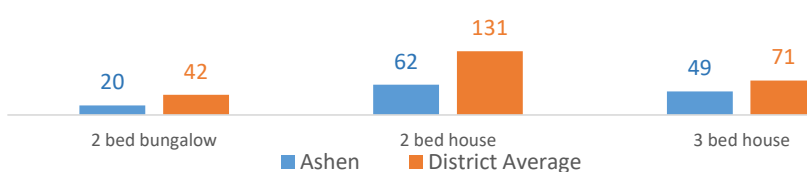
Number of homes which have become available to rent

During the 13 year period from April 2009 to February 2022, there have been 9 homes that have become available to rent through Gateway to HomeChoice.

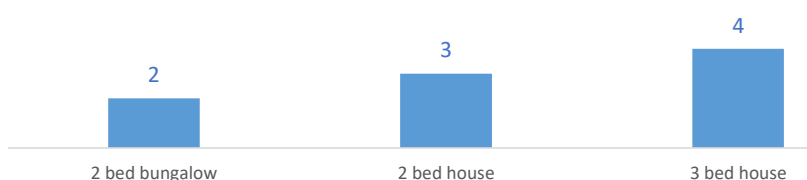
These were:

- 2 x 2 bed bungalows
- 3 x 2 bed houses
- 4 x 3 bed houses

Average number of bids on properties advertised on the Council's letting system



Total number of homes which became available between 2009 and 2022



Applicants waiting for a housing association home to rent

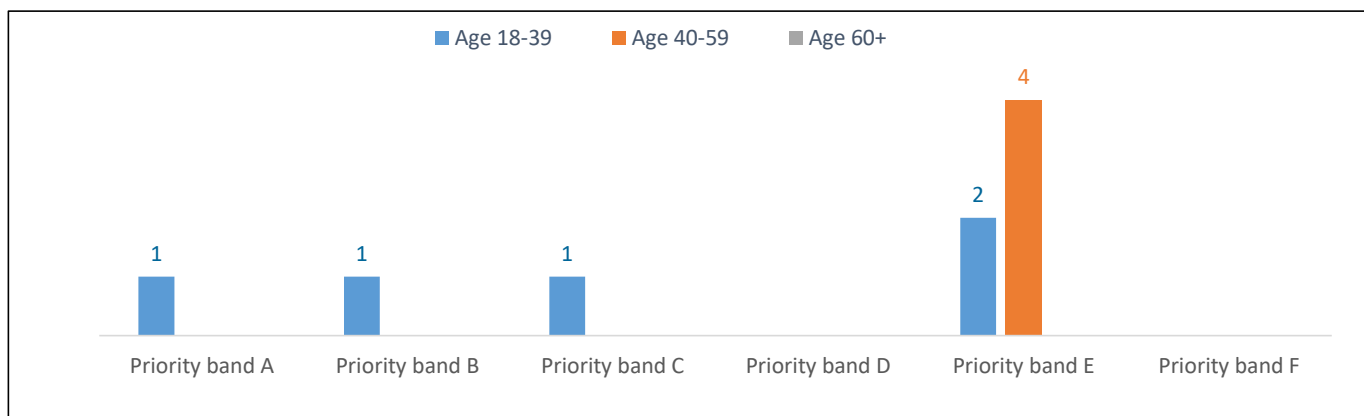
There were 2 households registered on Braintree District Council's system (Gateway to HomeChoice) waiting for housing association homes (households with a current address in the village as at March 2022):

| Priority band A | Priority band B | Priority band C | Other bands D to F |
|-----------------|-----------------|-----------------|--------------------|
| 1 Applicant | 0 Applicants | 0 Applicants | 1 Applicant |

For more information about the priority 'bands' (A to F) for housing applications, please see the guide to the data.

Applicants in Ashen and surrounding villages

There were 9 households registered for housing association homes with a current address in Ashen and surrounding villages (Birdbrook, Ridgewell, Tilbury Juxta Clare, Ovington and Belchamp St Paul) at March 2022. These are broken down into the priority 'bands' A to F:



| Priority band A | Priority band B | Priority band C | Other bands D to F |
|-----------------|-----------------|-----------------|--------------------|
| 1 | 1 | 1 | 6 |

The property size (number of bedrooms) needed by all applicants:

| Age Group | 1 bed | 2 bed | 3 bed | 4 bed | 5+ bed | Total |
|-----------|-------|-------|-------|-------|--------|-------|
| Age 18-39 | 1 | 2 | 2 | 0 | 0 | 5 |
| Age 40-59 | 0 | 1 | 3 | 0 | 0 | 4 |
| Age 60+ | 0 | 0 | 0 | 0 | 0 | 0 |
| Total | 1 | 3 | 5 | 0 | 0 | 9 |

| Priority Band | 1 bed | 2 bed | 3 bed | 4 bed | 5+ bed | Total |
|--------------------|-------|-------|-------|-------|--------|-------|
| Priority band A | 0 | 0 | 1 | 0 | 0 | 1 |
| Priority band B | 0 | 0 | 1 | 0 | 0 | 1 |
| Priority band C | 1 | 0 | 0 | 0 | 0 | 1 |
| Other bands D to F | 0 | 3 | 3 | 0 | 0 | 6 |
| Total | 1 | 3 | 5 | 0 | 0 | 9 |