



www.braintree.gov.uk/housing/housing-statnav

Key Housing Needs Statistics

Ashen

Snapshot: January 2021

To be read in conjunction with the
'Guide to Key Housing Needs Statistics - Villages'

For all sources, more detailed housing needs data and
a full guide to how to read this data, please visit the
Housing StatNav website.



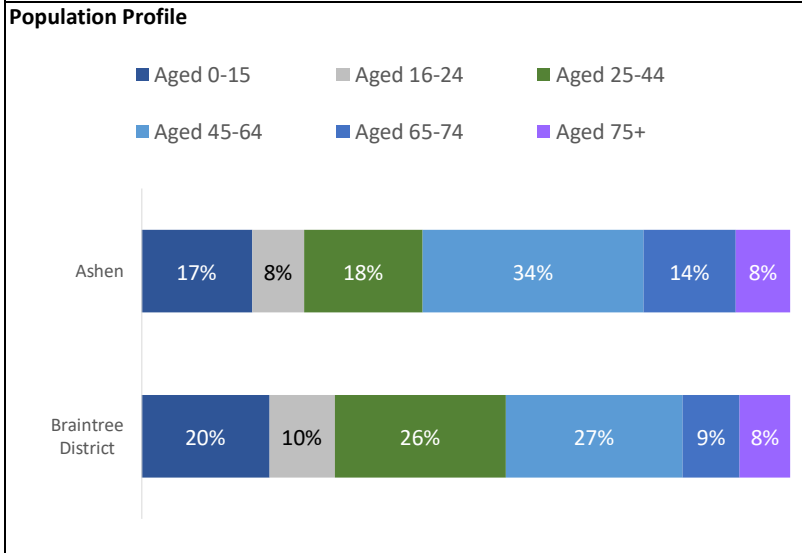
Key Housing Needs Statistics

Snapshot: January 2021



Ashen

About the Parish of Ashen

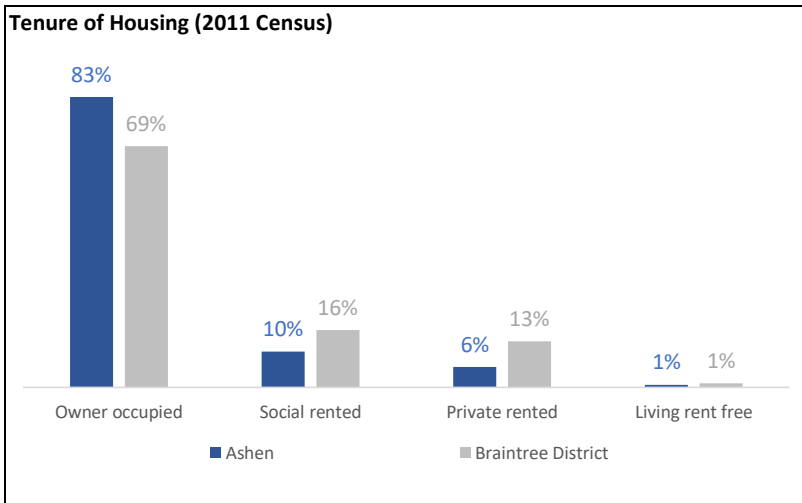


Key Parish Statistics

- Population (2011 Census) - 323
- Households (2011 Census) - 137
- The population is 0.2% of the total Braintree District population (147,084)

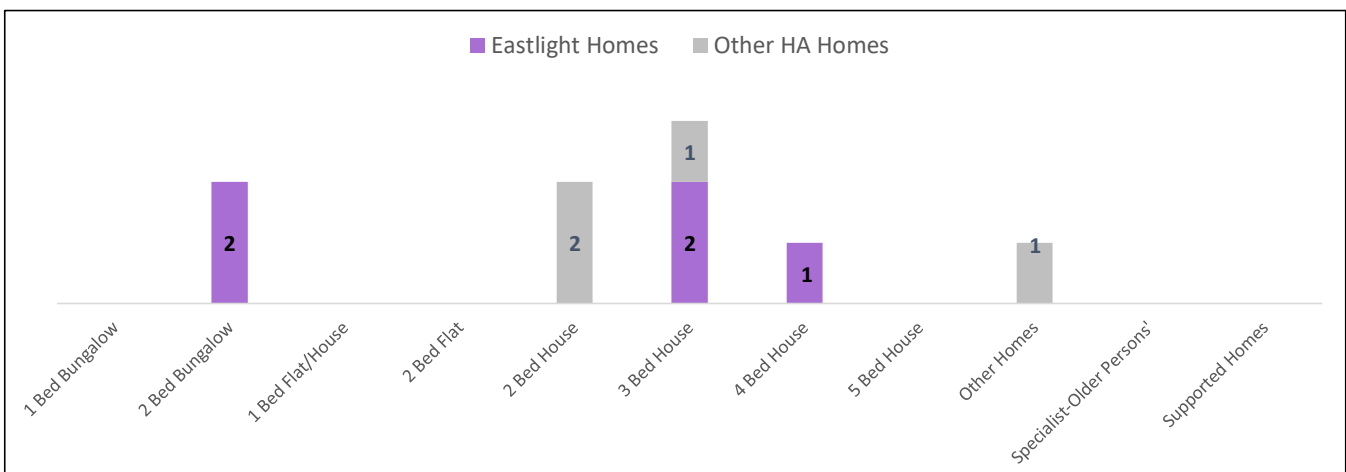
A third of the population are not working
 The proportion of 'economically inactive' people (e.g. retired, carers and homemakers) is 32%, which is much higher than the District average of 26%

A quarter are couple households (under the age of 65) with no children
 At 26% of households, this is higher than the District average of 20 and the East of England proportion of 19%

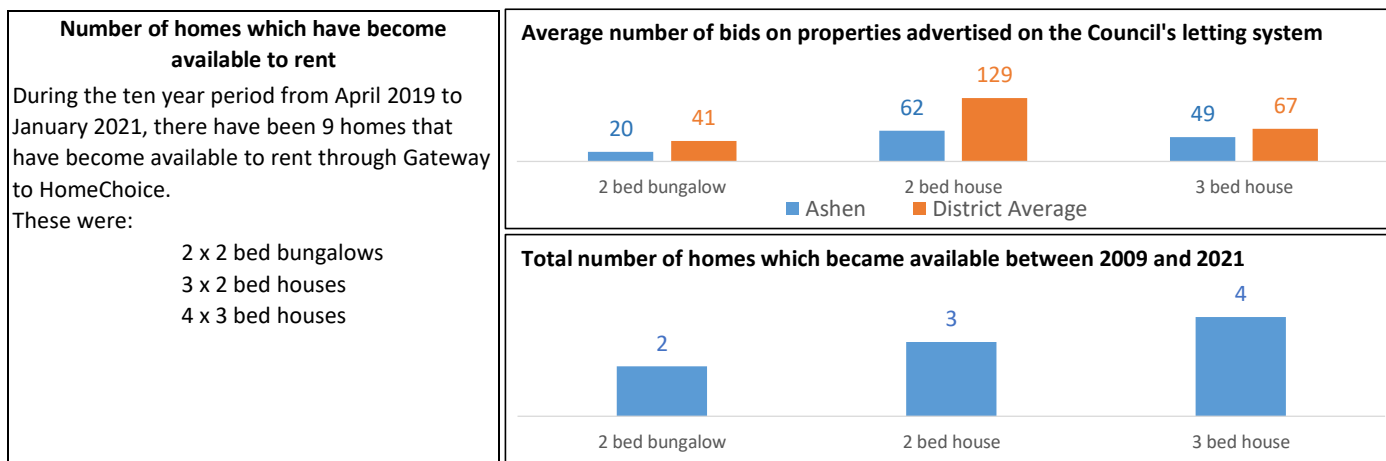


Housing Association homes to rent in Ashen

There were 9 Housing Association homes to rent in Ashen as at January 2021.



Lettings history in Ashen



Applicants waiting for a housing association home to rent

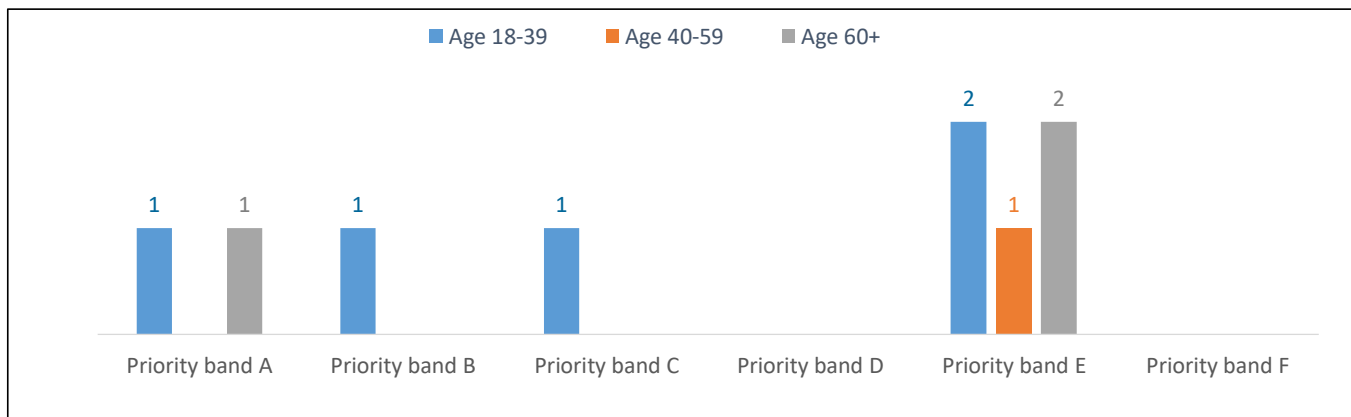
There were 2 households registered on Braintree District Council's system (Gateway to HomeChoice) waiting for housing association homes (households with a current address in the village as at January 2021):

Priority band A	Priority band B	Priority band C	Other bands D to F
1 Applicant	0 Applicants	0 Applicants	1 Applicant

For more information about the priority 'bands' (A to F) for housing applications, please see the guide to the data.

Applicants in Ashen and surrounding villages

There were 9 households registered for housing association homes with a current address in Ashen and surrounding villages (Birdbrook, Ridgewell, Tilbury Juxta Clare, Ovington and Belchamp St Paul) at January 2021. These are broken down into the priority 'bands' A to F:



Priority band A	Priority band B	Priority band C	Other bands D to F
2	1	1	5

The property size (number of bedrooms) needed by all applicants:

Age Group	1 bed	2 bed	3 bed	4 bed	5+ bed	Total
Age 18-39	1	1	3	0	0	5
Age 40-59	0	0	1	0	0	1
Age 60+	2	1	0	0	0	3
Total	3	2	4	0	0	9

Priority Band	1 bed	2 bed	3 bed	4 bed	5+ bed	Total
Priority band A	0	1	1	0	0	2
Priority band B	0	0	1	0	0	1
Priority band C	1	0	0	0	0	1
Other bands D to F	2	1	2	0	0	5
Total	3	2	4	0	0	9