



[www.braintree.gov.uk/housing/housing-statnav](http://www.braintree.gov.uk/housing/housing-statnav)

## Key Housing Needs Statistics

### White Notley & Faulkbourne

Snapshot: January 2021

To be read in conjunction with the  
'Guide to Key Housing Needs Statistics - Villages'

For all sources, more detailed housing needs data and  
a full guide to how to read this data, please visit the  
Housing StatNav website.



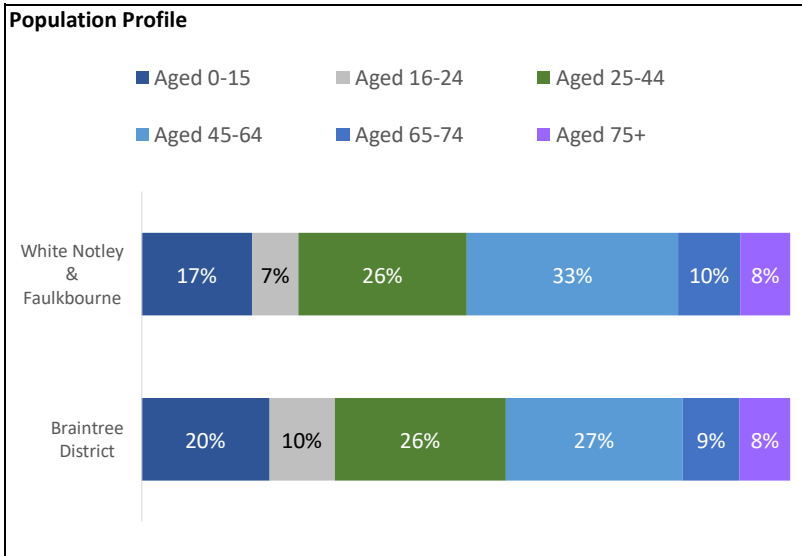
# Key Housing Needs Statistics

Snapshot: January 2021



## White Notley & Faulkbourne

### About the Parish of White Notley & Faulkbourne

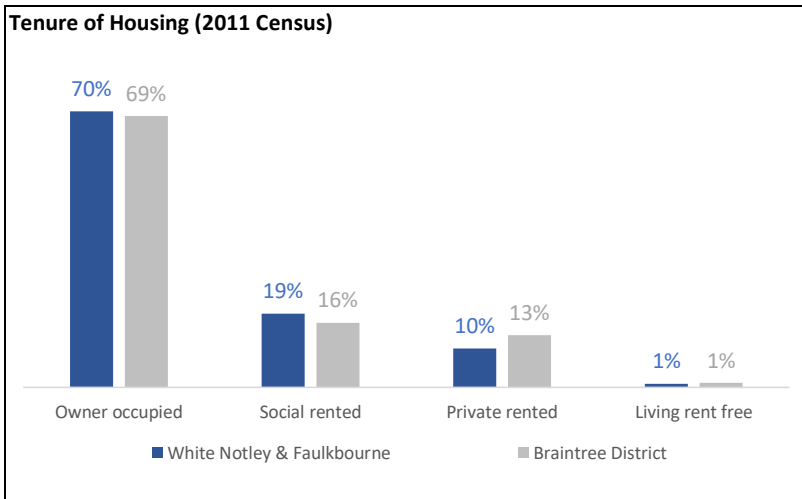


**Key Parish Statistics**

- Population (2011 Census) - 522
- Households (2011 Census) - 223
- The population is 0.4% of the total Braintree District population (147,084)

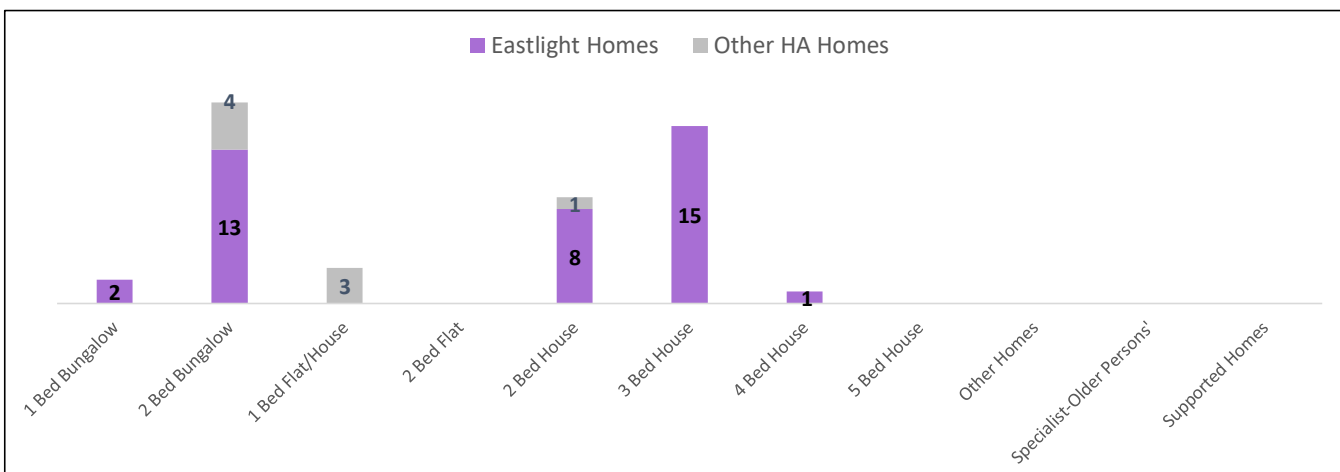
**Higher proportion of couples households under the age of 65 with no children**  
 29% of households in the parish are couple households with no children, compared to the District and East of England averages of 20% and 19%

**A third of people are not working due to being retired, carers or homemakers**  
 The proportion of 'economically inactive' residents at 33% is much higher than the 26% District average

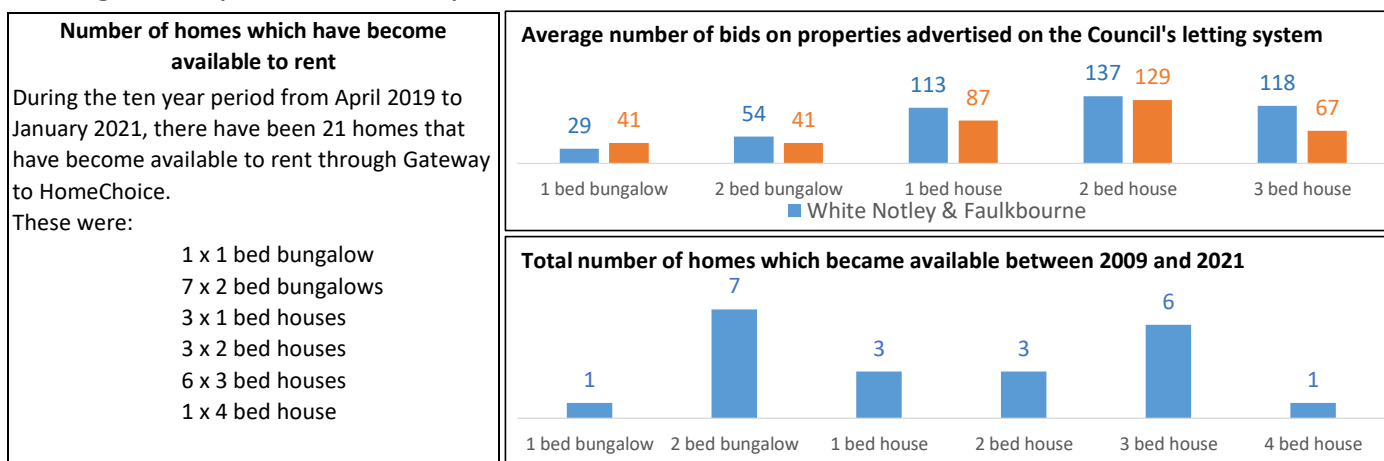


### Housing Association homes to rent in White Notley & Faulkbourne

There were 47 Housing Association homes to rent in White Notley & Faulkbourne as at January 2021.



## Lettings history in White Notley & Faulkbourne



## Applicants waiting for a housing association home to rent

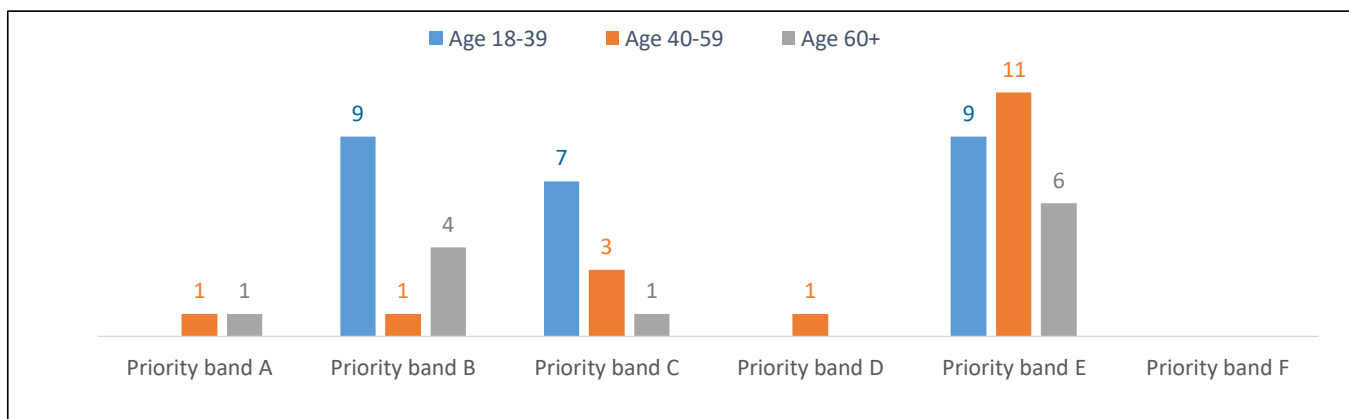
There were 5 households registered on Braintree District Council's system (Gateway to HomeChoice) waiting for housing association homes (households with a current address in the village as at January 2021):

Priority band A	Priority band B	Priority band C	Other bands D to F
0 Applicants	1 Applicant	1 Applicant	3 Applicants

For more information about the priority 'bands' (A to F) for housing applications, please see the guide to the data.

## Applicants in White Notley & Faulkbourne and surrounding villages

There were 54 households registered for housing association homes with a current address in White Notley & Faulkbourne and surrounding villages (Terling, Black Notley and Cressing) at January 2021. These are broken down into the priority 'bands' A to F:



Priority band A	Priority band B	Priority band C	Other bands D to F
2	14	11	27

The property size (number of bedrooms) needed by all applicants:

Age Group	1 bed	2 bed	3 bed	4 bed	5+ bed	Total
Age 18-39	9	8	8			25
Age 40-59	5	6	4	1	1	17
Age 60+	10	2				12
Total	24	16	12	1	1	54

Priority Band	1 bed	2 bed	3 bed	4 bed	5+ bed	Total
Priority band A		2				2
Priority band B	5		8		1	14
Priority band C	7	3	1			11
Other bands D to F	12	11	3	1		27
Total	24	16	12	1	1	54