



www.braintree.gov.uk/housing/housing-statnav

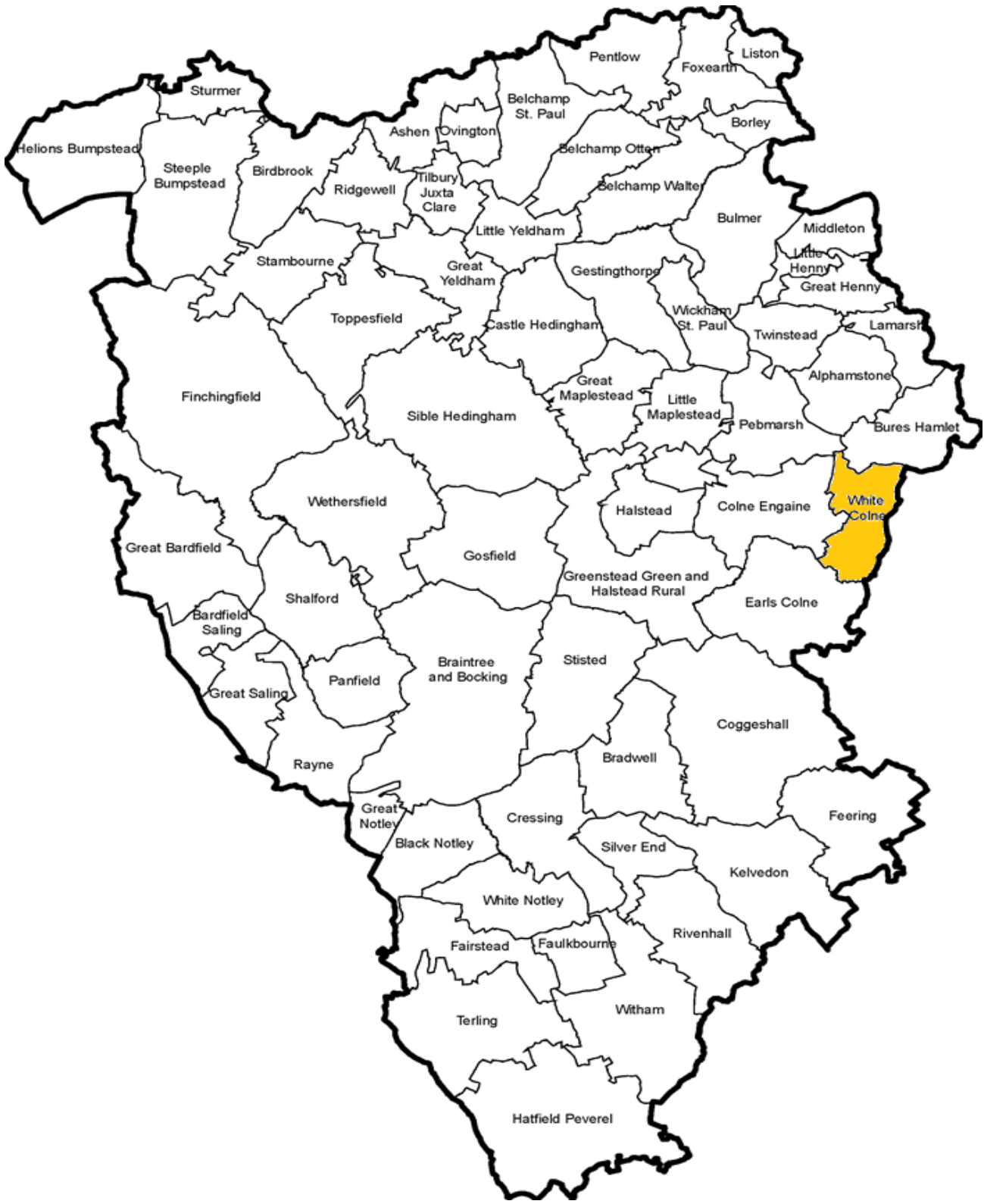
Key Housing Needs Statistics

White Colne

Snapshot: January 2021

To be read in conjunction with the
'Guide to Key Housing Needs Statistics - Villages'

For all sources, more detailed housing needs data and a full guide to how to read this data, please visit the Housing StatNav website.



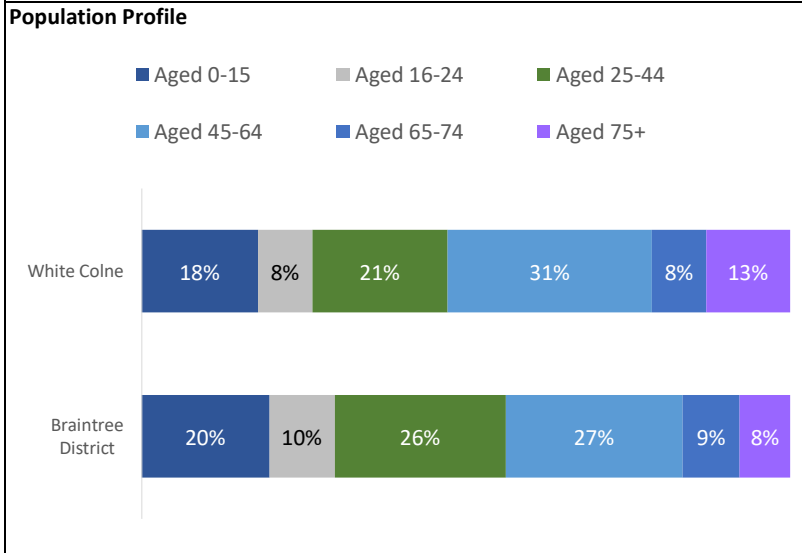
Key Housing Needs Statistics

Snapshot: January 2021



White Colne

About the Parish of White Colne

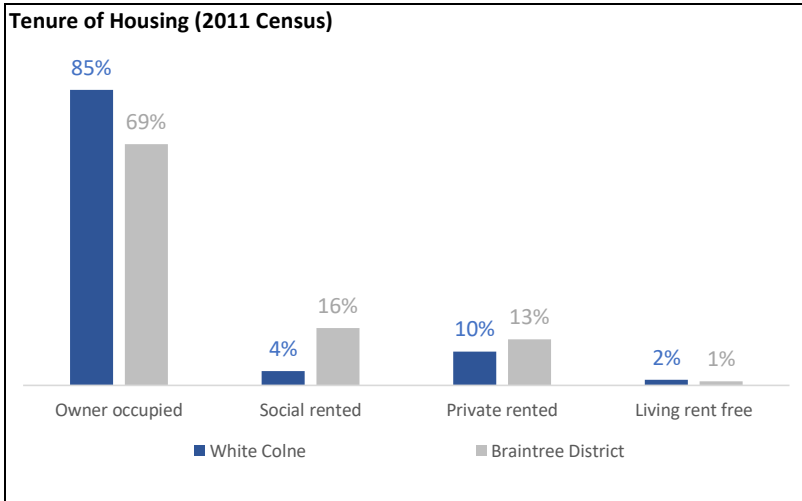


Key Parish Statistics

- Population (2011 Census) - 540
- Households (2011 Census) - 196
- The population is 0.4% of the total Braintree District population (147,084)

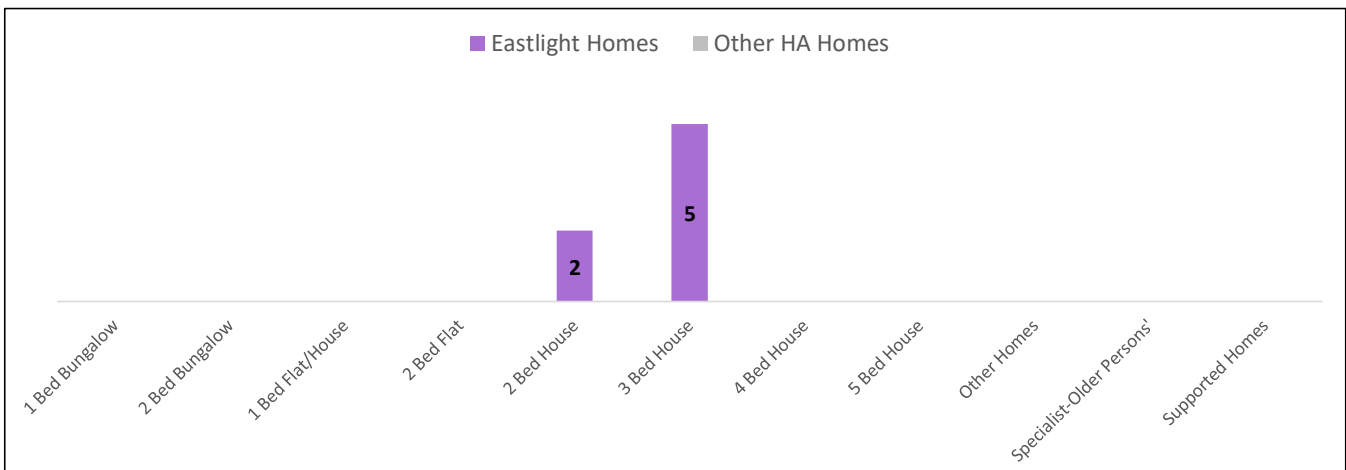
Almost a third of households are couple households under the age of 65 with no children
27% of households in the parish are couple households with no children, much higher than the District and East of England averages of 20% and 19%

Lower proportion of single households aged under 65
10% of households in the parish are single person households, lower than the 15% District and 16% East of England averages

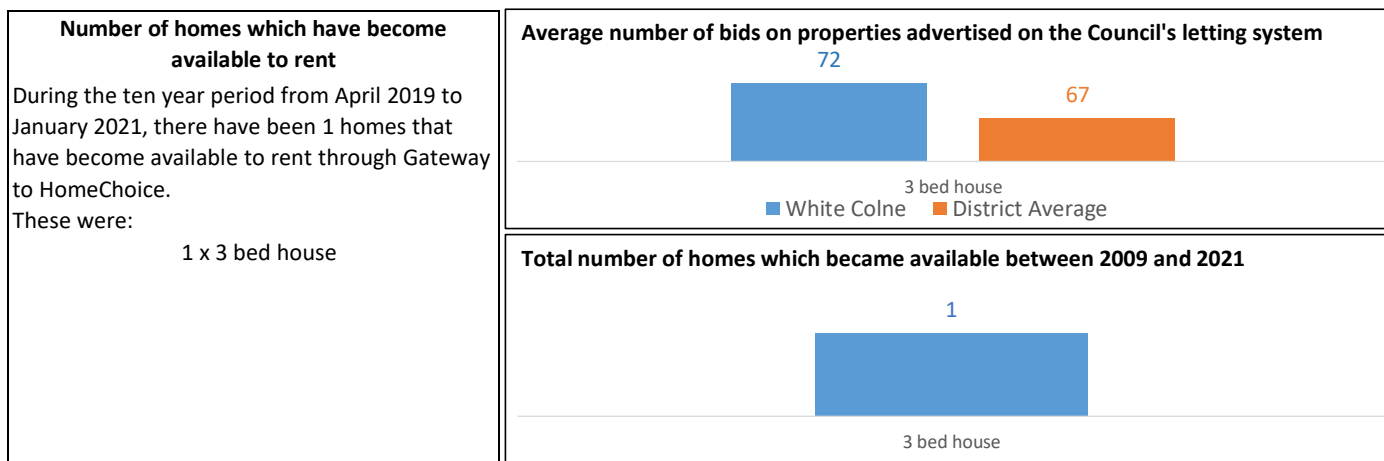


Housing Association homes to rent in White Colne

There were 7 Housing Association homes to rent in White Colne as at January 2021.



Lettings history in White Colne



Applicants waiting for a housing association home to rent

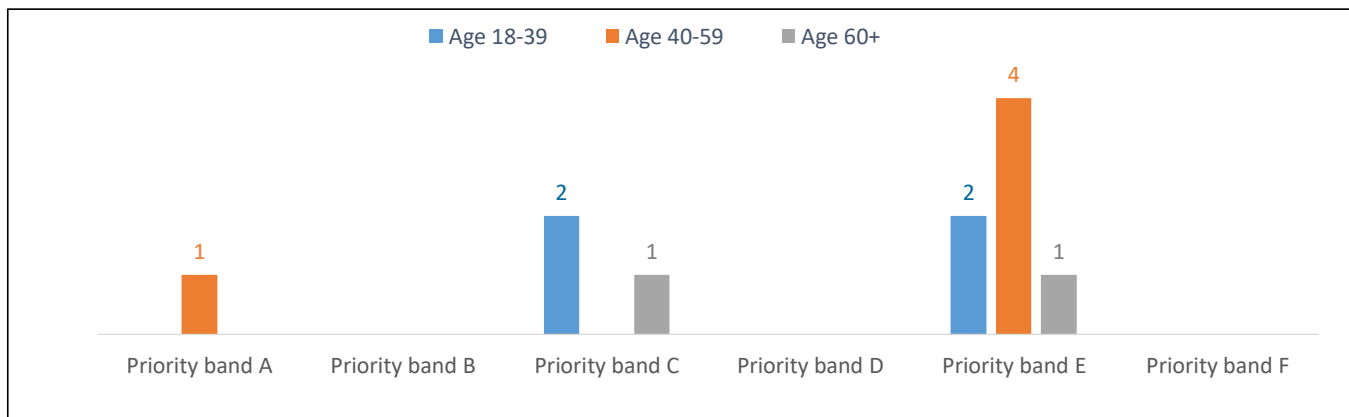
There was 1 household registered on Braintree District Council's system (Gateway to HomeChoice) waiting for housing association homes (households with a current address in the village as at January 2021):

Priority band A	Priority band B	Priority band C	Other bands D to F
0 Applicants	0 Applicants	0 Applicants	1 Applicant

For more information about the priority 'bands' (A to F) for housing applications, please see the guide to the data.

Applicants in White Colne and surrounding villages

There were 11 households registered for housing association homes with a current address in White Colne and surrounding villages (Colne Engaine and Pebmarsh) at January 2021. These are broken down into the priority 'bands' A to F:



Priority band A	Priority band B	Priority band C	Other bands D to F
1	0	3	7

The property size (number of bedrooms) needed by all applicants:

Age Group	1 bed	2 bed	3 bed	4 bed	5+ bed	Total
Age 18-39	1	2	1	0	0	4
Age 40-59	1	3	1	0	0	5
Age 60+	2	0	0	0	0	2
Total	4	5	2	0	0	11

Priority Band	1 bed	2 bed	3 bed	4 bed	5+ bed	Total
Priority band A	0	1	0	0	0	1
Priority band B	0	0	0	0	0	0
Priority band C	1	1	1	0	0	3
Other bands D to F	3	3	1	0	0	7
Total	4	5	2	0	0	11