



www.braintree.gov.uk/housing/housing-statnav

Key Housing Needs Statistics

Wethersfield

Snapshot: March 2022

To be read in conjunction with the
'Guide to Key Housing Needs Statistics - Villages'

For all sources, more detailed housing needs data and a full guide to how to read this data, please visit the Housing StatNav website.



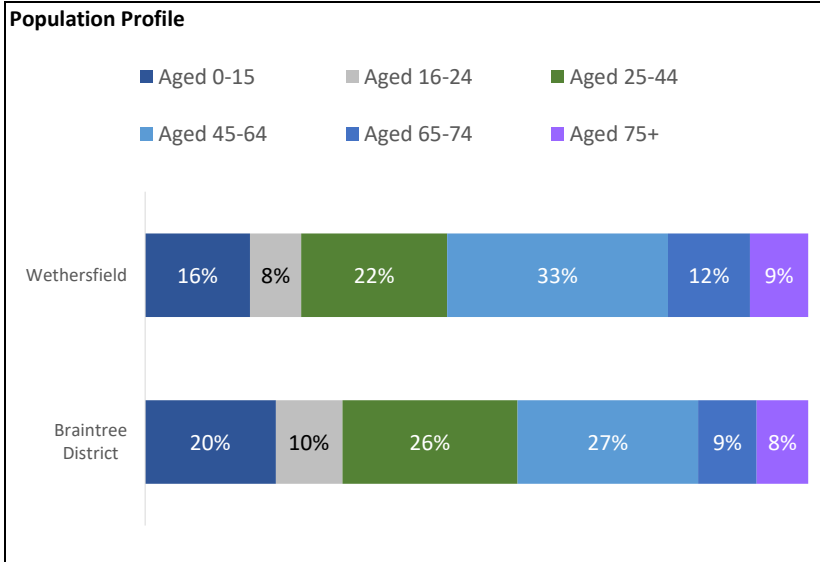
Key Housing Needs Statistics

Snapshot: March 2022



Wethersfield

About the Parish of Wethersfield

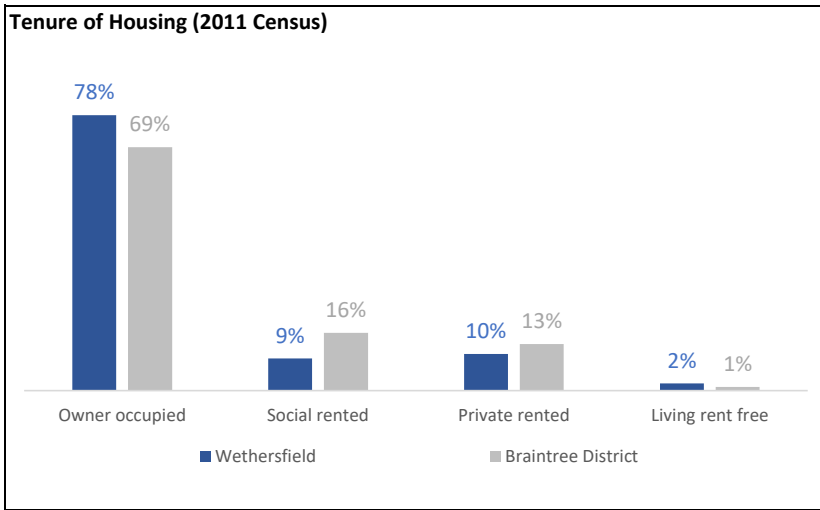


Key Parish Statistics

- Population (2011 Census) - 1,269
- Households (2011 Census) - 525
- The population is 0.9% of the total Braintree District population (147,084)

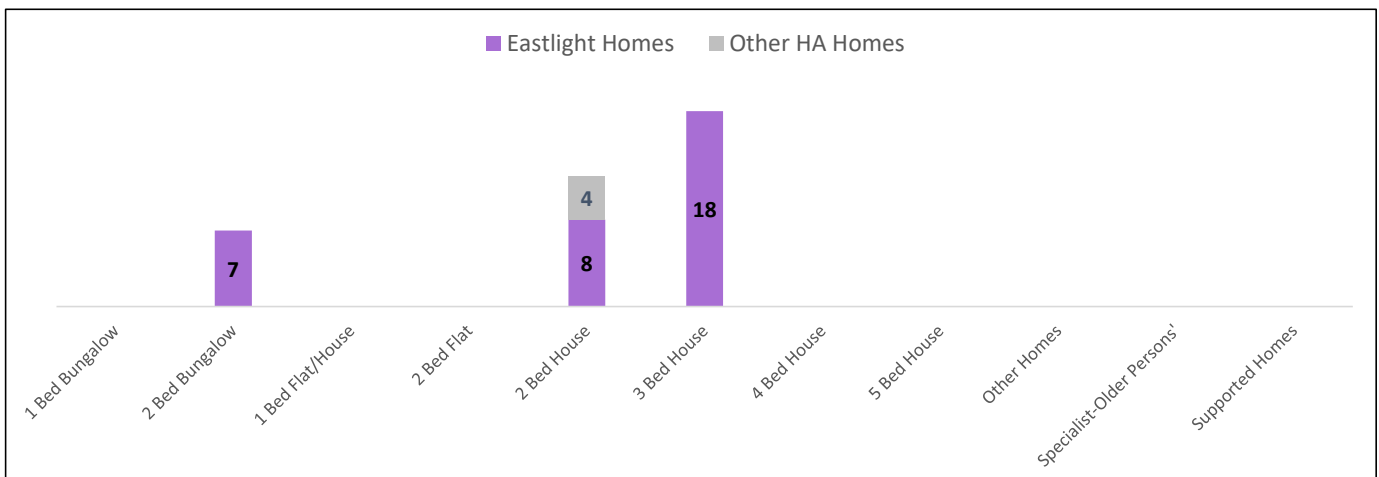
Higher proportion of couples households under the age of 65 with no children
 27% of households in the parish are couple households with no children, compared to the District and East of England averages of 20% and 19%

Lower proportion of single households aged under 65
 Just 11% of households are single people under the age of 65, which is lower than the 15% Braintree District and the 16% East of England figures



Housing Association homes to rent in Wethersfield

There were 37 Housing Association homes to rent in Wethersfield as at March 2022.



Lettings history in Wethersfield

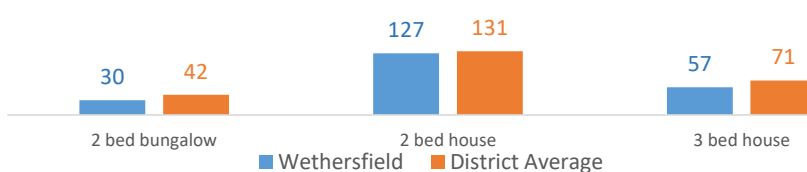
Number of homes which have become available to rent

During the 13 year period from April 2009 to February 2022, there have been 22 homes that have become available to rent through Gateway to HomeChoice.

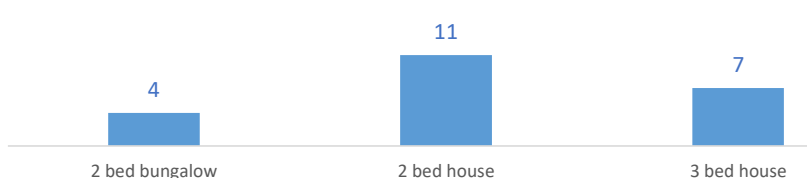
These were:

- 4 x 2 bed bungalows
- 11 x 2 bed houses
- 7 x 3 bed houses

Average number of bids on properties advertised on the Council's letting system



Total number of homes which became available between 2009 and 2022



Applicants waiting for a housing association home to rent

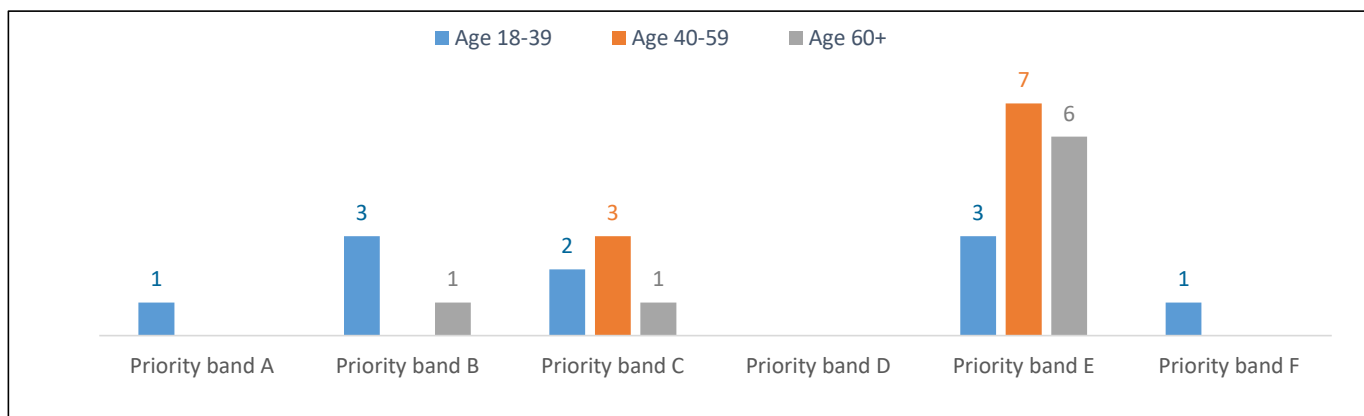
There were 6 households registered on Braintree District Council's system (Gateway to HomeChoice) waiting for housing association homes (households with a current address in the village as at March 2022):

Priority band A	Priority band B	Priority band C	Other bands D to F
0 Applicants	1 Applicant	1 Applicant	4 Applicants

For more information about the priority 'bands' (A to F) for housing applications, please see the guide to the data.

Applicants in Wethersfield and surrounding villages

There were 28 households registered for housing association homes with a current address in Wethersfield and surrounding villages (Finchingfield, Shalford and Great Bardfield) at March 2022. These are broken down into the priority 'bands' A to F:



Priority band A	Priority band B	Priority band C	Other bands D to F
1	4	6	17

The property size (number of bedrooms) needed by all applicants:

Age Group	1 bed	2 bed	3 bed	4 bed	5+ bed	Total
Age 18-39	1	6	1	2	0	10
Age 40-59	6	3	0	1	0	10
Age 60+	8	0	0	0	0	8
Total	15	9	1	3	0	28

Priority Band	1 bed	2 bed	3 bed	4 bed	5+ bed	Total
Priority band A	0	0	1	0	0	1
Priority band B	2	0	0	2	0	4
Priority band C	4	2	0	0	0	6
Other bands D to F	9	7	1	1	0	17
Total	15	9	1	3	0	28