



www.braintree.gov.uk/housing/housing-statnav

Key Housing Needs Statistics

Toppesfield

Snapshot: January 2021

To be read in conjunction with the
'Guide to Key Housing Needs Statistics - Villages'

For all sources, more detailed housing needs data and
a full guide to how to read this data, please visit the
Housing StatNav website.



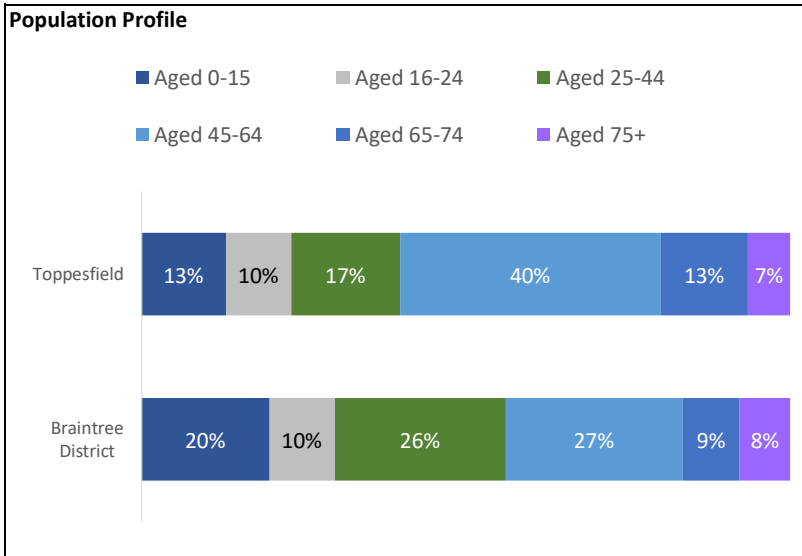
Key Housing Needs Statistics

Snapshot: January 2021



Toppesfield

About the Parish of Toppesfield

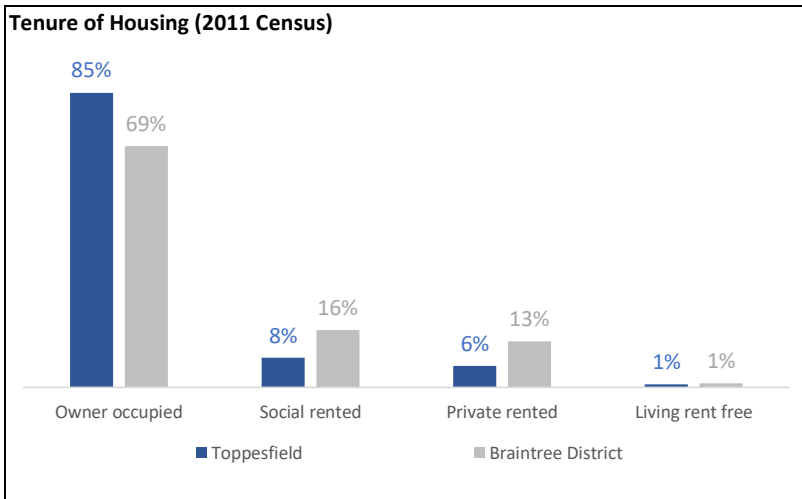


Key Parish Statistics

- Population (2011 Census) - 507
- Households (2011 Census) - 213
- The population is 0.3% of the total Braintree District population (147,084)

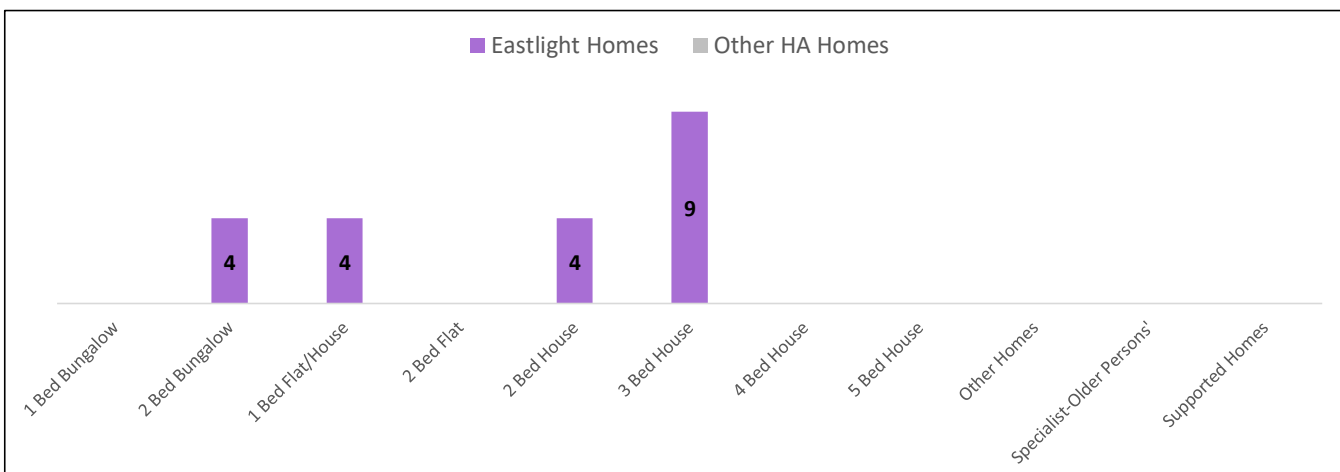
Higher proportion of couple households under the age of 65 with no children
 26% of households in the parish are couple households with no children, compared to the District and East of England averages of 20% and 19%

Higher proportion of people are 'economically inactive' (retired, carers and homemakers etc)
 30% of people aged 16-74 are 'economically inactive', compared to the 26% District and 28% East of England proportions



Housing Association homes to rent in Toppesfield

There were 21 Housing Association homes to rent in Toppesfield as at January 2021.



Lettings history in Toppesfield

Number of homes which have become available to rent

During the ten year period from April 2019 to January 2021, there have been 9 homes that have become available to rent through Gateway to HomeChoice.

These were:

- 3 x 2 bed bungalows
- 6 x 1 bed flats

Average number of bids on properties advertised on the Council's letting system



Total number of homes which became available between 2009 and 2021



Applicants waiting for a housing association home to rent

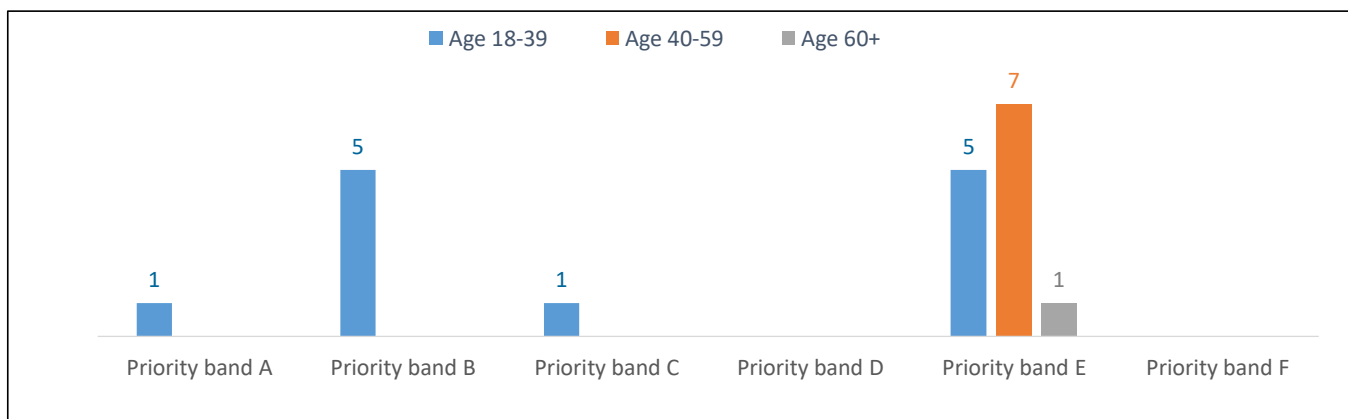
There were 0 households registered on Braintree District Council's system (Gateway to HomeChoice) waiting for housing association homes (households with a current address in the village as at January 2021):

Priority band A	Priority band B	Priority band C	Other bands D to F
0 Applicants	0 Applicants	0 Applicants	0 Applicants

For more information about the priority 'bands' (A to F) for housing applications, please see the guide to the data.

Applicants in Toppesfield and surrounding villages

There were 20 households registered for housing association homes with a current address in Toppesfield and surrounding villages (Stambourne, Ridgewell and Great Yeldham) at January 2021. These are broken down into the priority 'bands' A to F:



Priority band A	Priority band B	Priority band C	Other bands D to F
1	5	1	13

The property size (number of bedrooms) needed by all applicants:

Age Group	1 bed	2 bed	3 bed	4 bed	5+ bed	Total
Age 18-39	1	2	6	3	0	12
Age 40-59	3	4	0	0	0	7
Age 60+	1	0	0	0	0	1
Total	5	6	6	3	0	20

Priority Band	1 bed	2 bed	3 bed	4 bed	5+ bed	Total
Priority band A	0	0	1	0	0	1
Priority band B	0	0	2	3	0	5
Priority band C	1	0	0	0	0	1
Other bands D to F	4	6	3	0	0	13
Total	5	6	6	3	0	20