



www.braintree.gov.uk/housing/housing-statnav

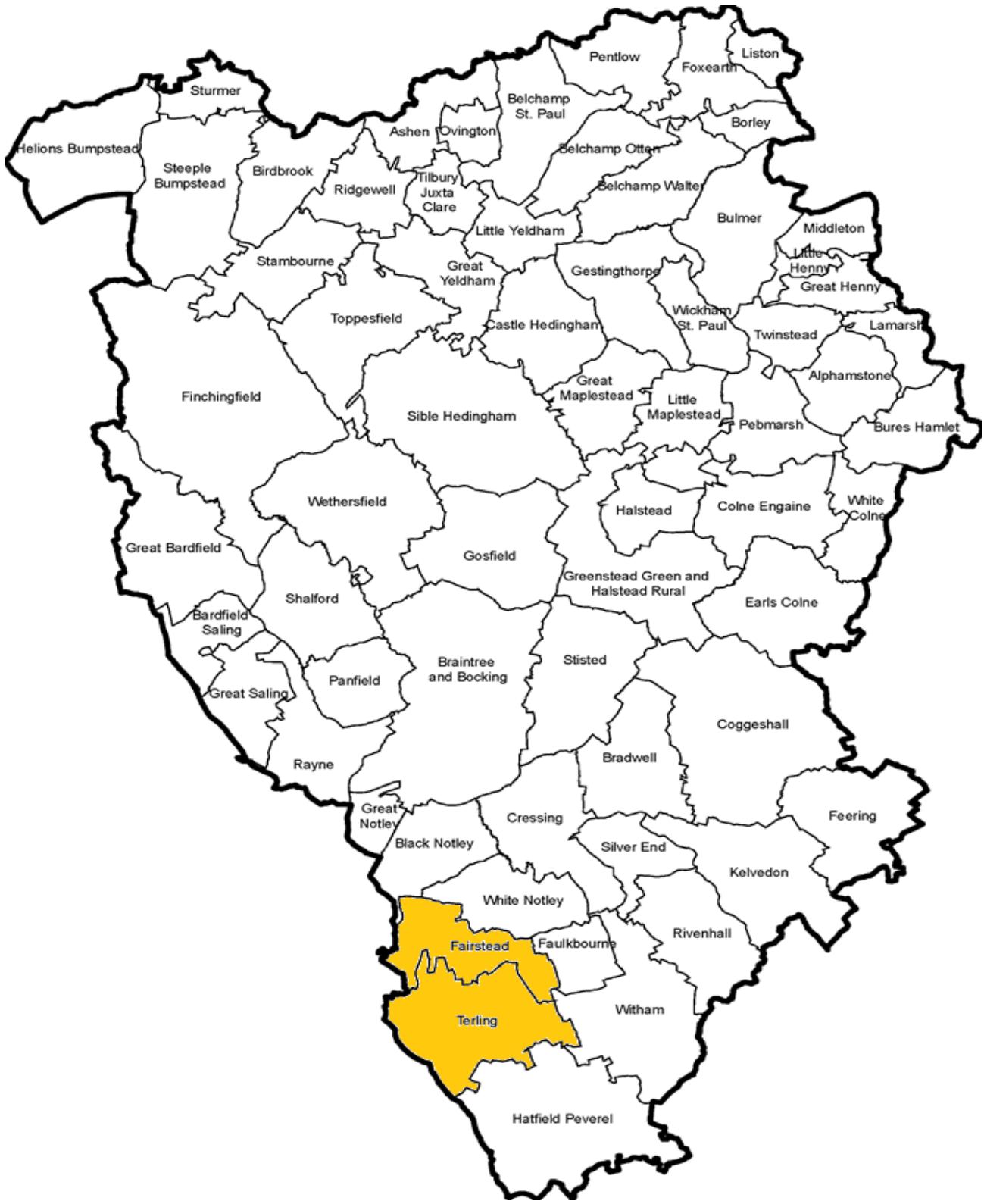
Key Housing Needs Statistics

Terling & Fairstead

Snapshot: January 2021

To be read in conjunction with the
'Guide to Key Housing Needs Statistics - Villages'

For all sources, more detailed housing needs data and a full guide to how to read this data, please visit the Housing StatNav website.



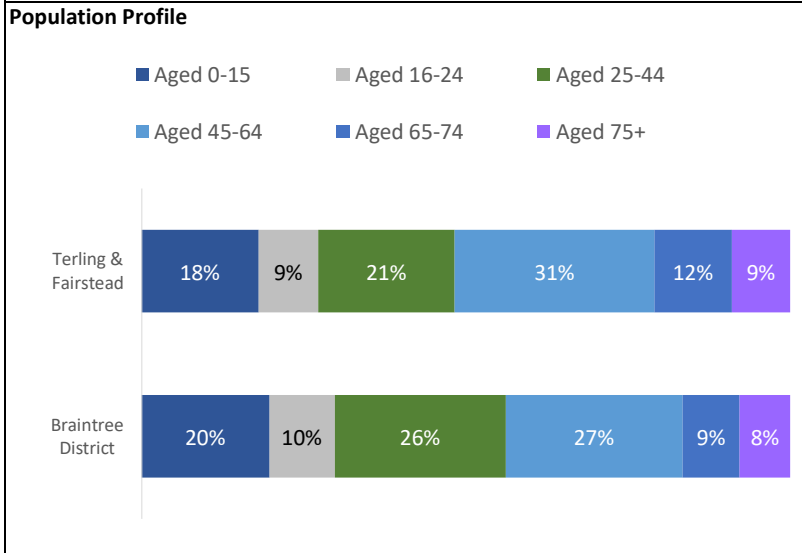
Key Housing Needs Statistics

Snapshot: January 2021



Terling & Fairstead

About the Parish of Terling & Fairstead

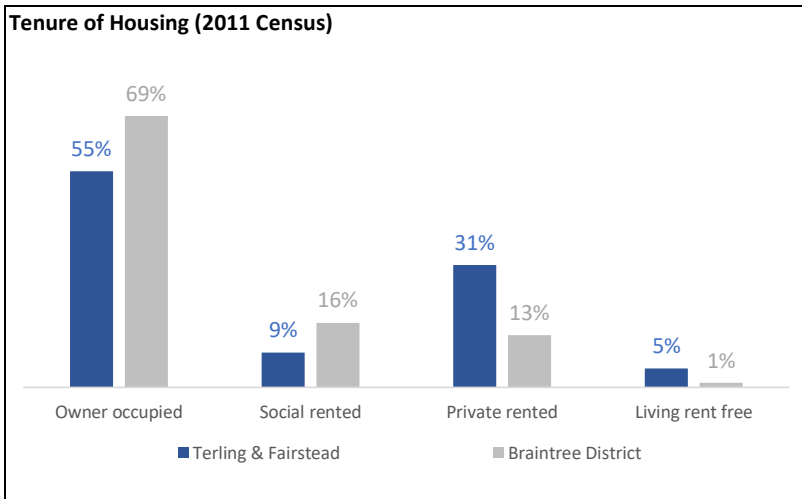


Key Parish Statistics

- Population (2011 Census) - 1,054
- Households (2011 Census) - 417
- The population is 0.7% of the total Braintree District population (147,084)

Lower proportion of single person households under the age of 65

Only 6% of households are single people under the age of 65, which is much lower than the 15% for Braintree District or the 16% for the East of England

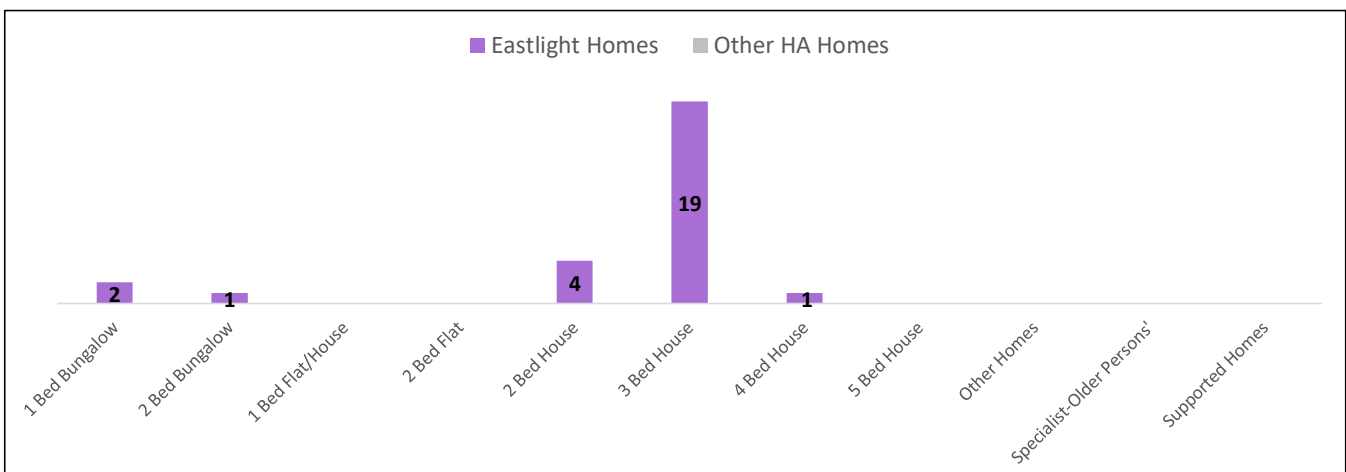


Lower level of unemployment

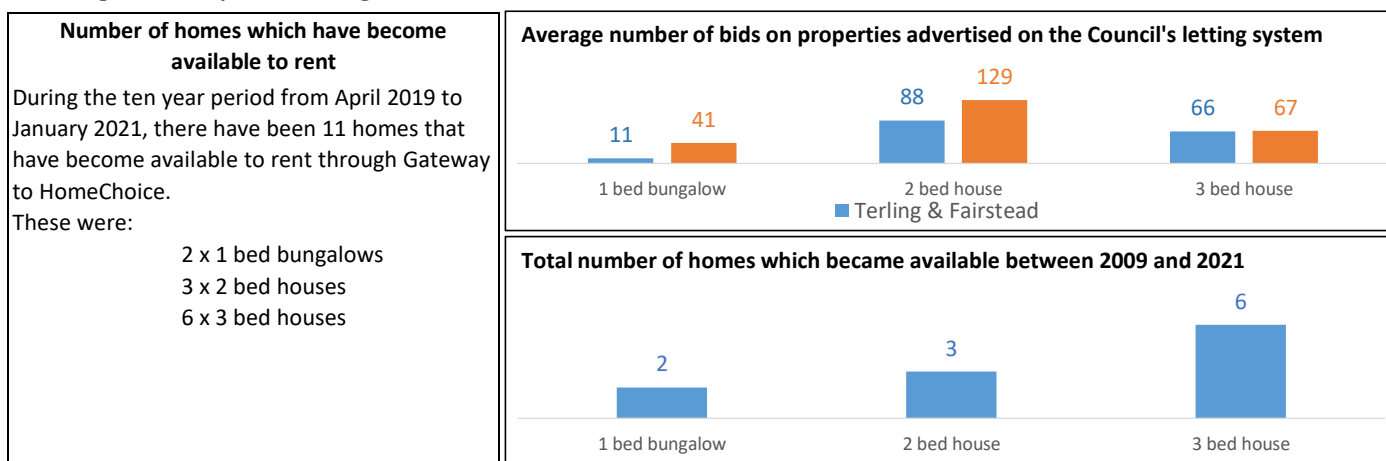
1% of people aged 16-74 are unemployed and actively seeking employment, compared to the 4% District and East of England average

Housing Association homes to rent in Terling & Fairstead

There were 27 Housing Association homes to rent in Terling & Fairstead as at January 2021.



Lettings history in Terling & Fairstead



Applicants waiting for a housing association home to rent

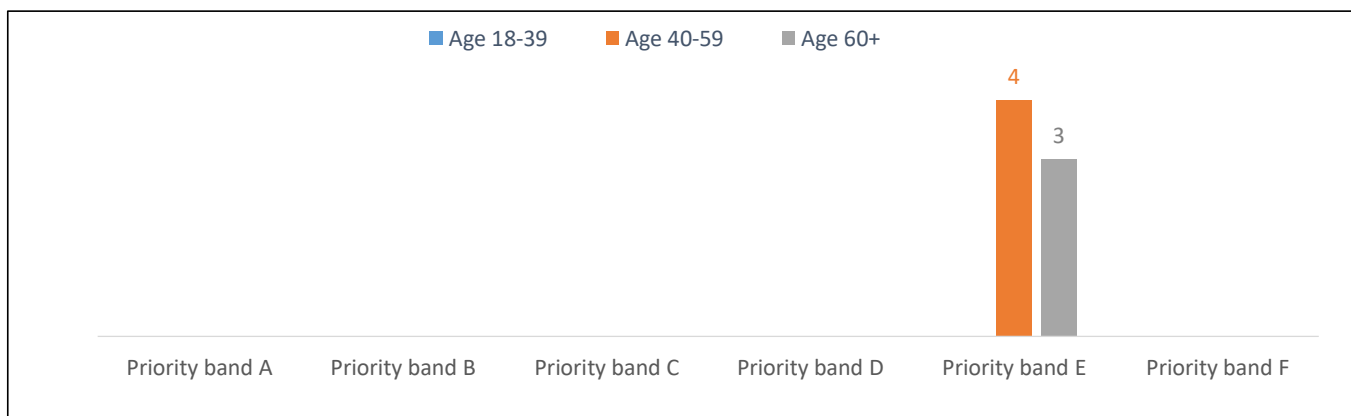
There were 7 households registered on Braintree District Council's system (Gateway to HomeChoice) waiting for housing association homes (households with a current address in the village as at January 2021):

Priority band A	Priority band B	Priority band C	Other bands D to F
0 Applicants	0 Applicants	0 Applicants	7 Applicants

For more information about the priority 'bands' (A to F) for housing applications, please see the guide to the data.

Applicants in Terling & Fairstead and surrounding villages

There were 7 households registered for housing association homes with a current address in Terling & Fairstead and surrounding villages (White Notley and Faulkbourne) at January 2021. These are broken down into the priority 'bands' A to F:



Priority band A	Priority band B	Priority band C	Other bands D to F
0	0	0	7

The property size (number of bedrooms) needed by all applicants:

Age Group	1 bed	2 bed	3 bed	4 bed	5+ bed	Total
Age 18-39	0	0	0	0	0	0
Age 40-59	0	1	3	0	0	4
Age 60+	2	1	0	0	0	3
Total	2	2	3	0	0	7

Priority Band	1 bed	2 bed	3 bed	4 bed	5+ bed	Total
Priority band A	0	0	0	0	0	0
Priority band B	0	0	0	0	0	0
Priority band C	0	0	0	0	0	0
Other bands D to F	2	2	3	0	0	7
Total	2	2	3	0	0	7