



www.braintree.gov.uk/housing/housing-statnav

Key Housing Needs Statistics

Sturmer

Snapshot: July 2023

To be read in conjunction with the
'Guide to Key Housing Needs Statistics – Villages'

For all sources, more detailed housing needs data and a full guide to how to read this data, please visit the Housing StatNav website.



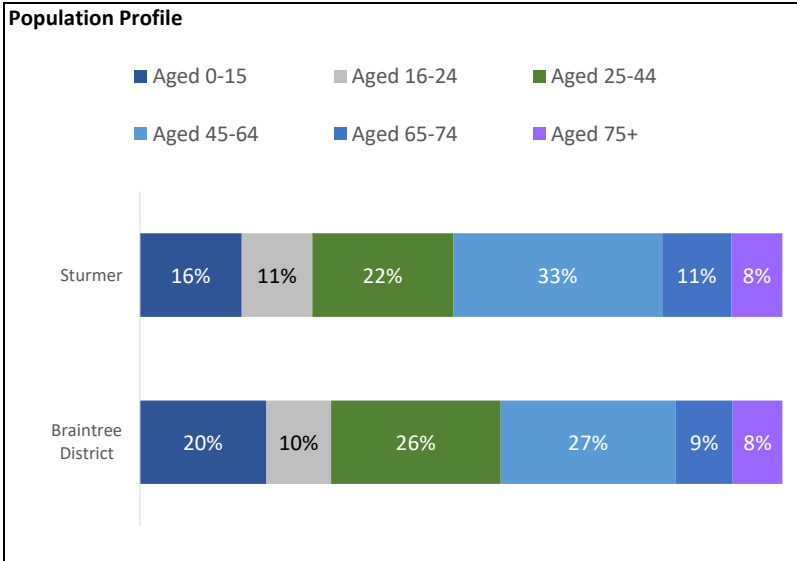
Key Housing Needs Statistics

Snapshot: July 2023



Sturmer

About the Parish of Sturmer

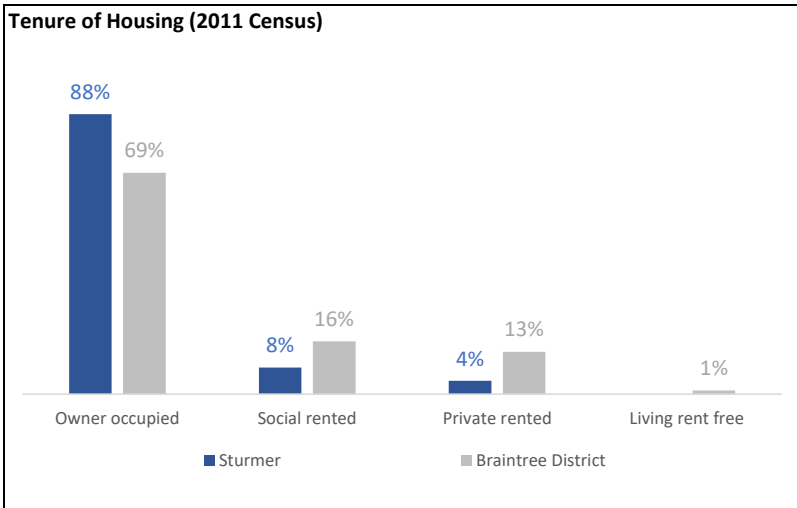


Key Parish Statistics

- Population (2011 Census) - 492
- Households (2011 Census) - 193
- The population is 0.3% of the total Braintree District population (147,084)

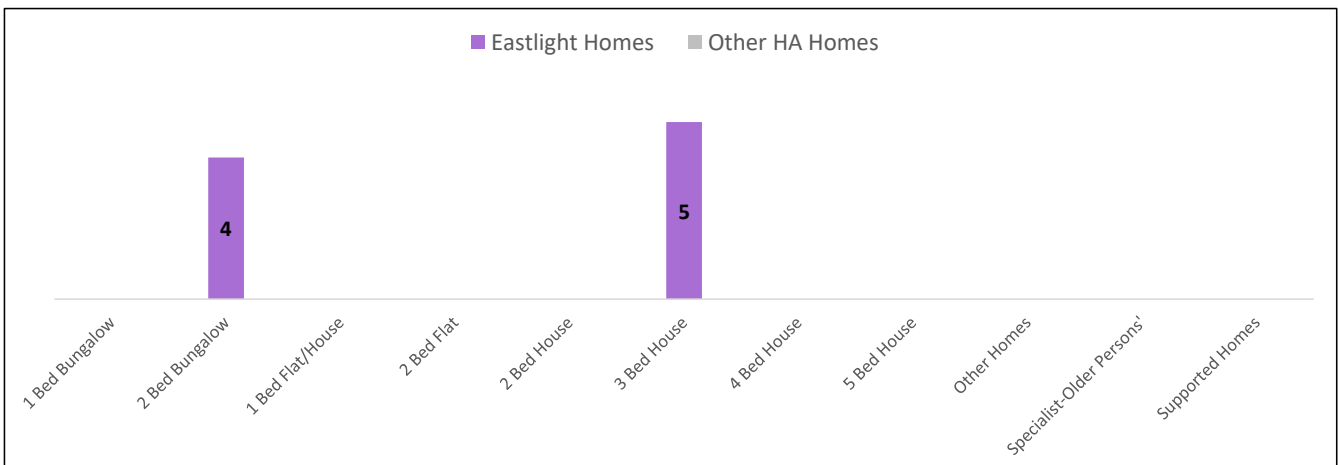
Slightly higher proportion of households with all non-dependent children
15% of households with all non-dependent children, compared to the District average of 10%

The economic activity is very similar to Braintree District
With just under two thirds of people employed (72%), 3% of residents unemployed and actively seeking employment and 25% 'economically inactive' (retired, carers and homemakers etc)

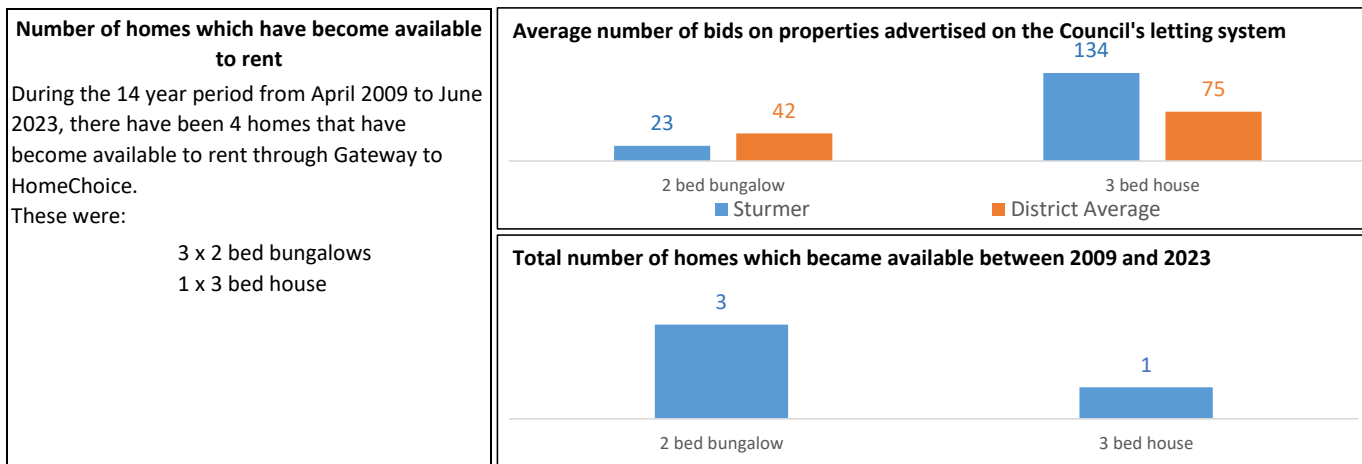


Housing Association homes to rent in Sturmer

There were 9 Housing Association homes to rent in Sturmer as at July 2023.



Lettings history in Sturmer



Applicants waiting for a housing association home to rent

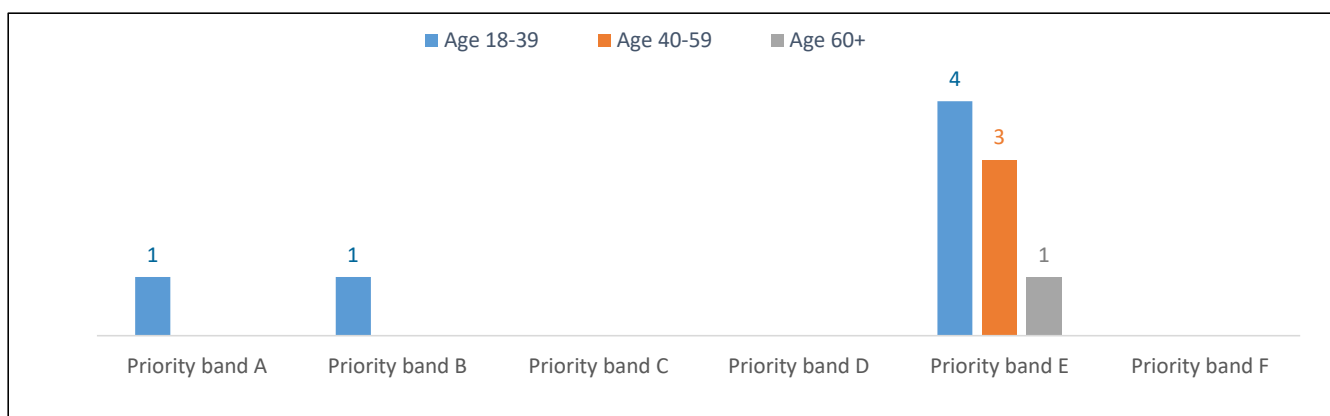
There were 0 households registered on Braintree District Council's system (Gateway to HomeChoice) waiting for housing association homes (households with a current address in the village as at July 2023):

Priority band A	Priority band B	Priority band C	Other bands D to F
0 Applicants	0 Applicants	0 Applicants	0 Applicants

For more information about the priority 'bands' (A to F) for housing applications, please see the guide to the data.

Applicants in Sturmer and surrounding villages

There were 10 households registered for housing association homes with a current address in Sturmer and surrounding villages (Birdbrook, Helions Bumpstead and Steeple Bumpstead) at July 2023. These are broken down into the priority 'bands' A to F:



Priority band A	Priority band B	Priority band C	Other bands D to F
1	1	0	8

The property size (number of bedrooms) needed by all applicants:

Age Group	1 bed	2 bed	3 bed	4 bed	5+ bed	Total
Age 18-39	1	4	1	0	0	6
Age 40-59	2	0	1	0	0	3
Age 60+	1	0	0	0	0	1
Total	4	4	2	0	0	10

Priority Band	1 bed	2 bed	3 bed	4 bed	5+ bed	Total
Priority band A	0	1	0	0	0	1
Priority band B	0	0	1	0	0	1
Priority band C	0	0	0	0	0	0
Other bands D to F	4	3	1	0	0	8
Total	4	4	2	0	0	10