



www.braintree.gov.uk/housing/housing-statnav

Key Housing Needs Statistics

Witham

Snapshot: October 2024

To be read in conjunction with the
'Guide to Key Housing Needs Statistics – Towns'

For all sources, more detailed housing needs data and
a full guide to how to read this data, please visit the
Housing StatNav website.



Key Housing Needs Statistics

Snapshot: October 2024



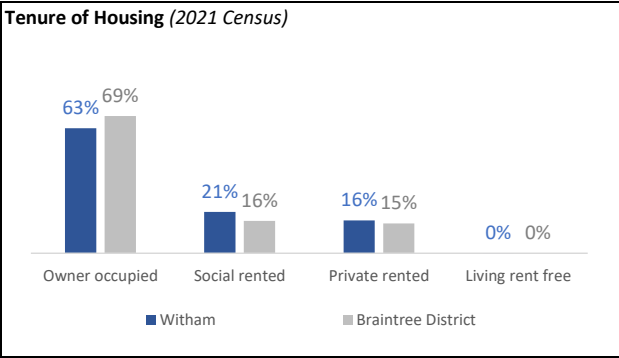
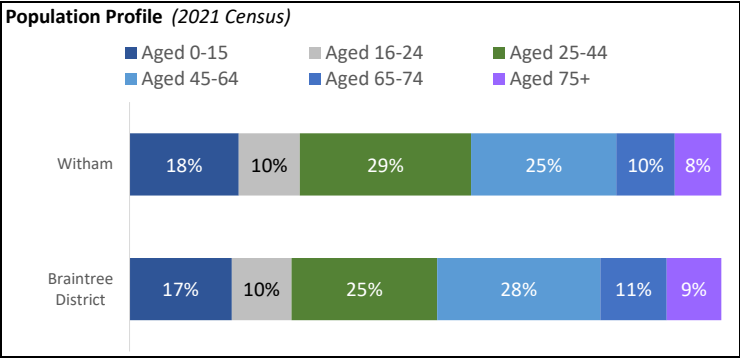
Witham

Key statistics:

Population (2021 Census) - 27,031

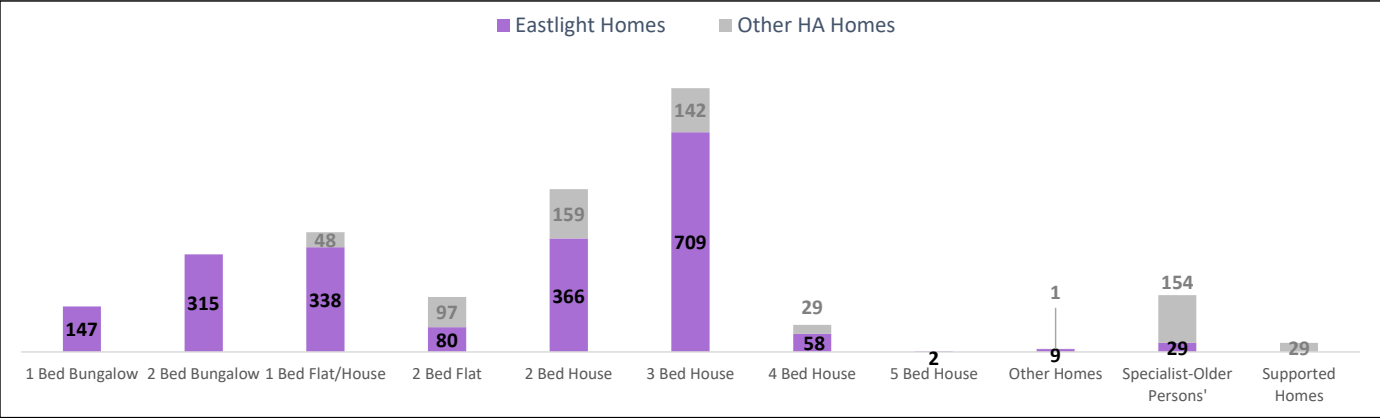
Households (2021 Census) - 11,610

The Witham population is 17.4% of the total Braintree District population (155,233)



Housing Association homes to rent in Witham

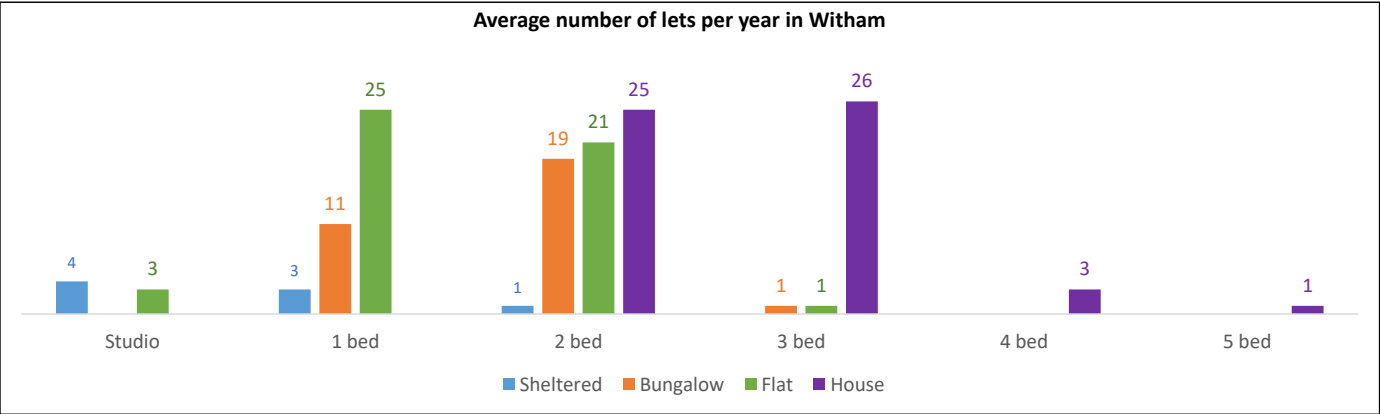
There were 2,712 Housing Association homes to rent in Witham as at October 2024



Bungalows		Flats			Houses				Specialist-older persons'	Supported	Other	TOTAL
1 bed	2 bed	1 bed	2 bed	3 bed	2 bed	3 bed	4 bed	5 bed				
147	315	386	177	0	525	851	87	2	183	29	10	2,712

Lettings history in Witham

Number of lets per year of rented housing association homes (average from May 2009 to September 2024):



Applicants waiting for a housing association home to rent in Witham

There were 554 households registered on Braintree District Council's system (Gateway to HomeChoice) waiting for housing association homes (households with a current address in the town as at October 2024):

Priority band A	Priority band B	Priority band C	Other bands D to F
15 Applicants	56 Applicants	59 Applicants	424 Applicants

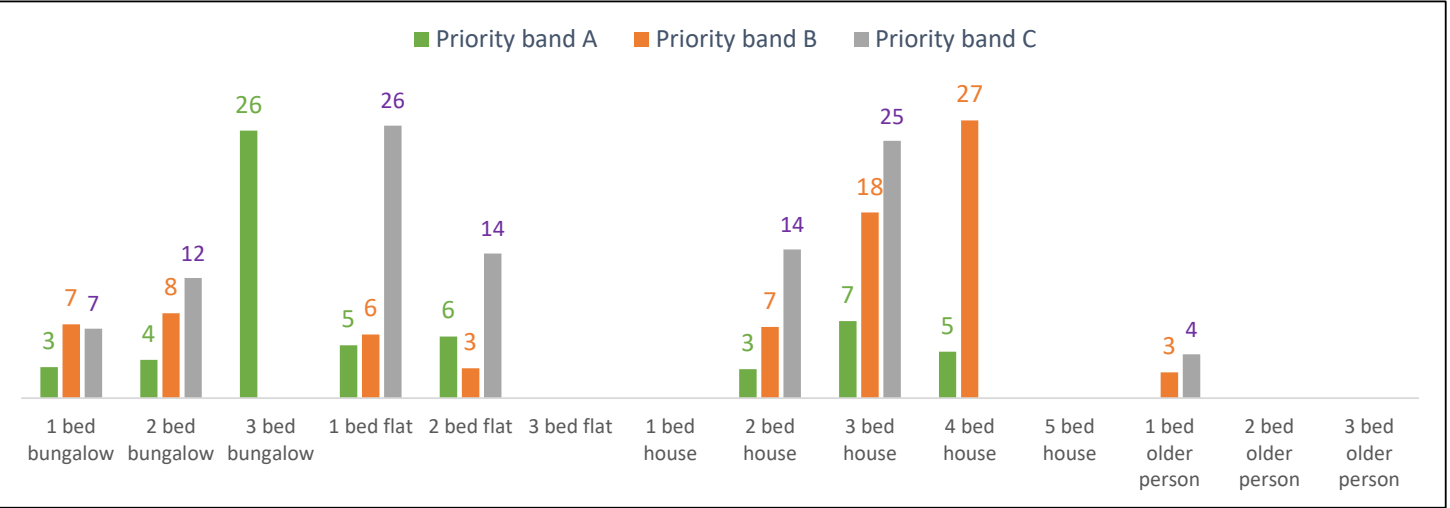
For more information about the priority 'bands' (A to F) for housing applications, please see the guide to the data.

The property size (number of bedrooms) needed by all applicants:

	1 bed	2 bed	3 bed	4 bed	5+ bed	Total
Age 18-39	71	136	70	15	2	294
Age 40-59	57	60	41	6	1	165
Age 60+	80	14	0	0	1	95
Total	208	210	111	21	4	554

Average waiting times in months for a home in Witham

Average waiting times in months from all lets (October 2022 to September 2024), split by the application priority band:



Proportion of Witham applications housed in last four years

The proportion of Witham applicants, who have been on the housing register at any time in the last four years and were housed at least once in the four year period.

