



www.braintree.gov.uk/housing/housing-statnav

Key Housing Needs Statistics

Stisted

Snapshot: January 2021

To be read in conjunction with the
'Guide to Key Housing Needs Statistics - Villages'

For all sources, more detailed housing needs data and
a full guide to how to read this data, please visit the
Housing StatNav website.



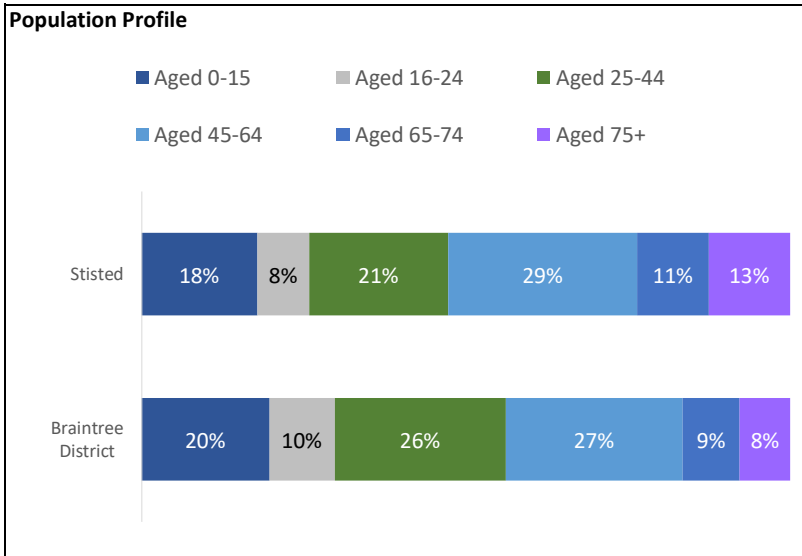
Key Housing Needs Statistics

Snapshot: January 2021



Stisted

About the Parish of Stisted

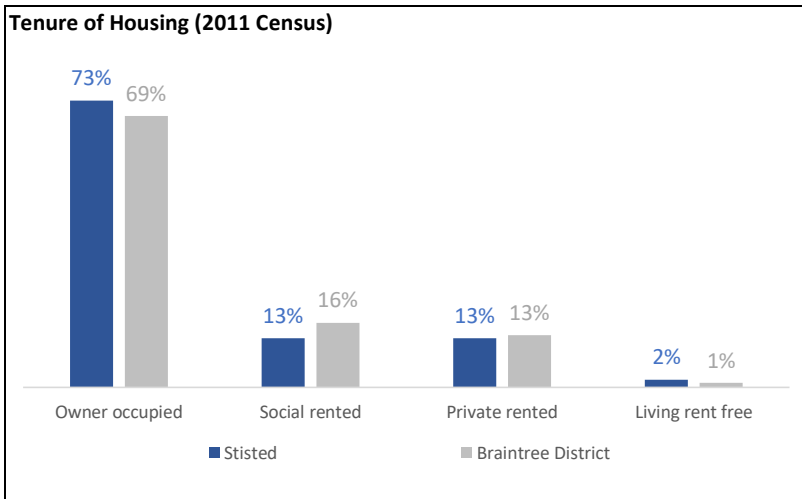


Key Parish Statistics

- Population (2011 Census) - 662
- Households (2011 Census) - 256
- The population is 0.5% of the total Braintree District population (147,084)

Lower proportion of single person households under the age of 65

Just 11% of households are single people under the age of 65, which is lower than the 15% for Braintree District or the 16% for the East of England

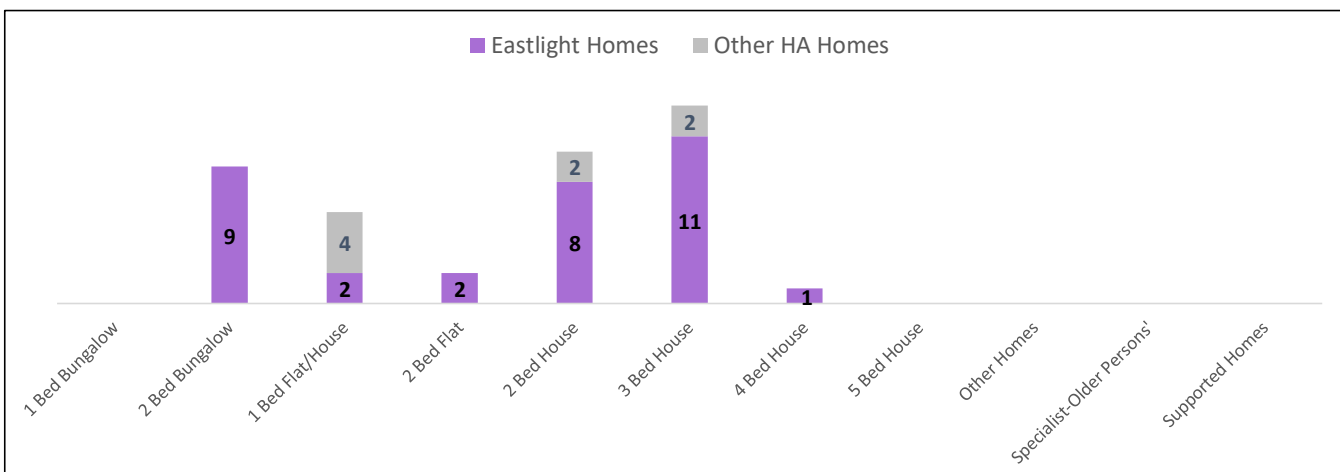


Lower level of unemployment

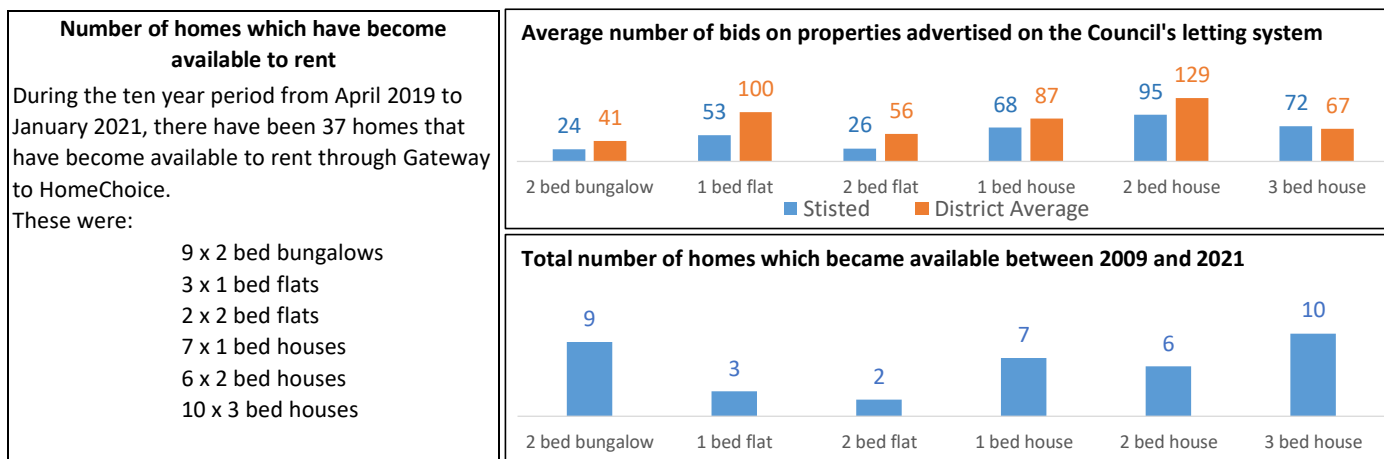
2% of people aged 16-74 are unemployed and actively seeking employment, compared to the 4% District and East of England average

Housing Association homes to rent in Stisted

There were 41 Housing Association homes to rent in Stisted as at January 2021.



Lettings history in Stisted



Applicants waiting for a housing association home to rent

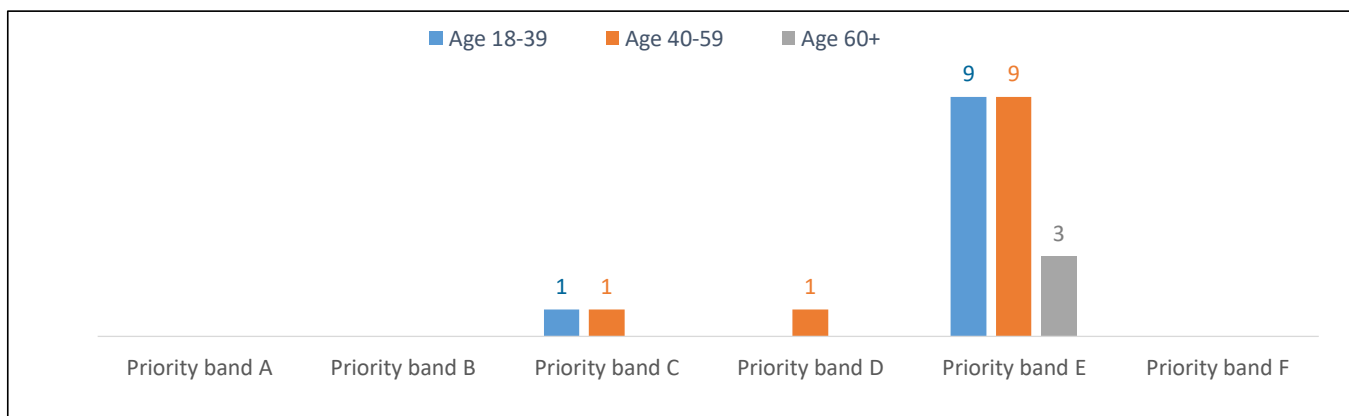
There were 13 households registered on Braintree District Council's system (Gateway to HomeChoice) waiting for housing association homes (households with a current address in the village as at January 2021):

Priority band A	Priority band B	Priority band C	Other bands D to F
0 Applicants	0 Applicants	1 Applicant	12 Applicants

For more information about the priority 'bands' (A to F) for housing applications, please see the guide to the data.

Applicants in Stisted and surrounding villages

There were 24 households registered for housing association homes with a current address in Stisted and surrounding villages (Bradwell, Greenstead Green and Halstead Rural and Gosfield) at January 2021. These are broken down into the priority 'bands' A to F:



Priority band A	Priority band B	Priority band C	Other bands D to F
0	0	2	22

The property size (number of bedrooms) needed by all applicants:

Age Group	1 bed	2 bed	3 bed	4 bed	5+ bed	Total
Age 18-39	1	5	4			10
Age 40-59	6	2	2	1		11
Age 60+	3					3
Total	10	7	6	1	0	24

Priority Band	1 bed	2 bed	3 bed	4 bed	5+ bed	Total
Priority band A						
Priority band B						
Priority band C	2					2
Other bands D to F	8	7	6	1		22
Total	10	7	6	1	0	24