



www.braintree.gov.uk/housing/housing-statnav

Key Housing Needs Statistics

Stambourne

Snapshot: January 2021

To be read in conjunction with the
'Guide to Key Housing Needs Statistics - Villages'

For all sources, more detailed housing needs data and a full guide to how to read this data, please visit the Housing StatNav website.



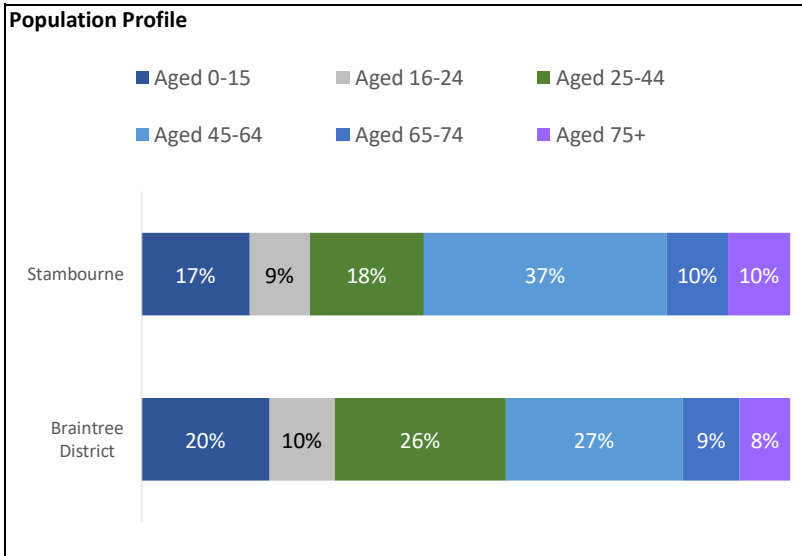
Key Housing Needs Statistics

Snapshot: January 2021



Stambourne

About the Parish of Stambourne

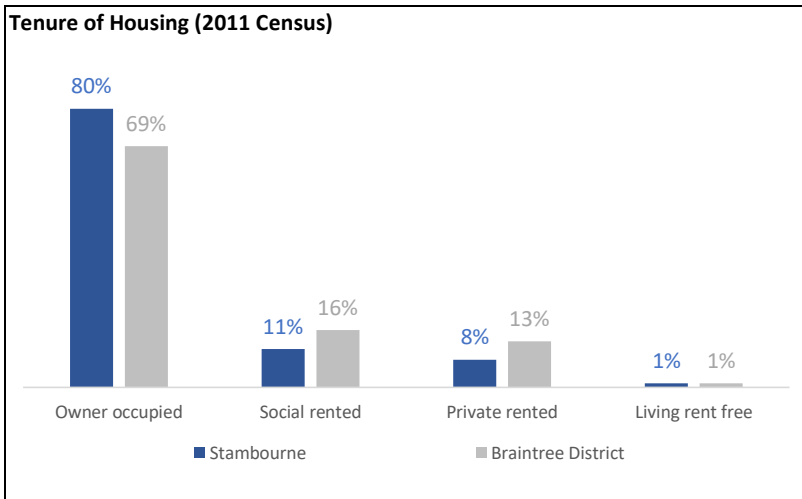


Key Parish Statistics

- Population (2011 Census) - 409
- Households (2011 Census) - 164
- The population is 0.3% of the total Braintree District population (147,084)

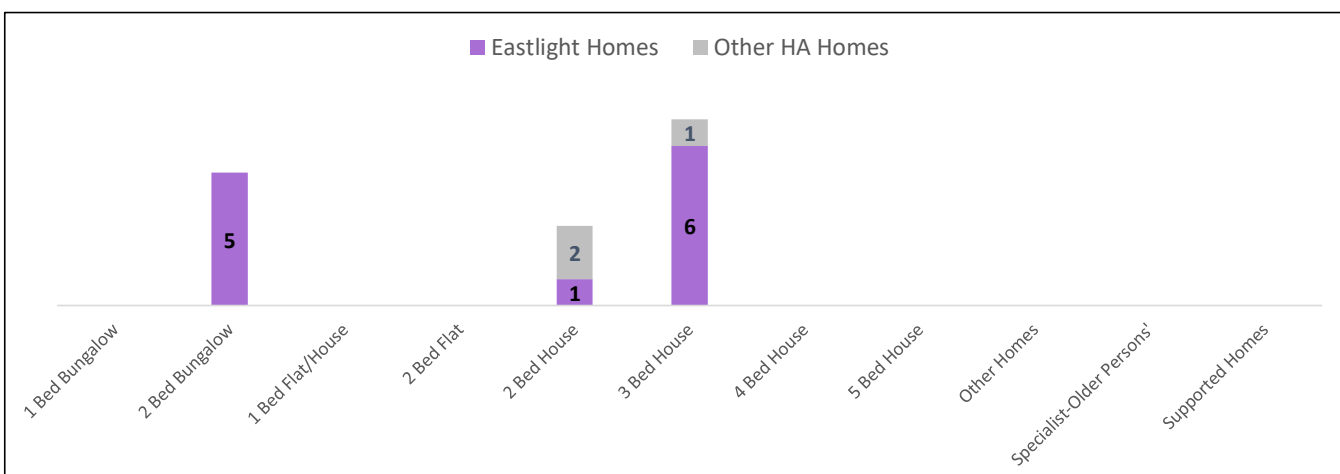
Higher proportion of couples households under the age of 65 with no children
 26% of households in the parish are couple households with no children, compared to the District and East of England averages of 20% and 19%

Lower level of unemployment
 1% of people aged 16-74 are unemployed and actively seeking employment, compared to the 4% District and East of England average

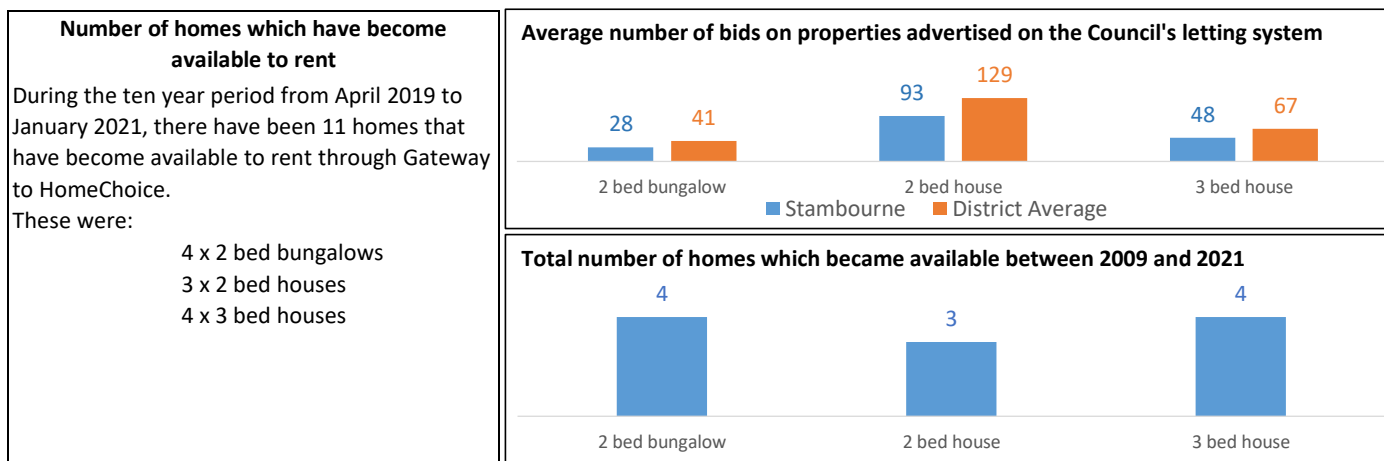


Housing Association homes to rent in Stambourne

There were 15 Housing Association homes to rent in Stambourne as at January 2021.



Lettings history in Stambourne



Applicants waiting for a housing association home to rent

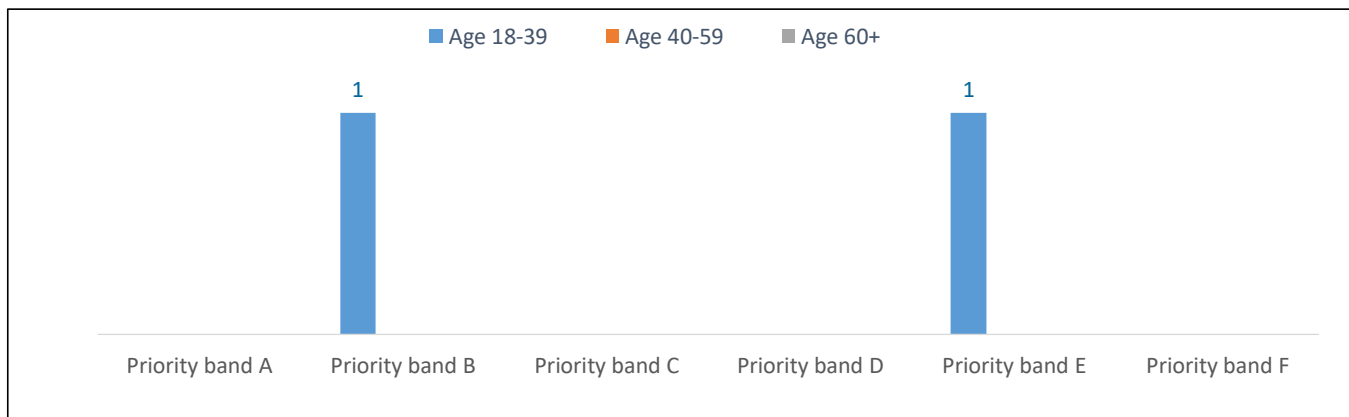
There were 0 households registered on Braintree District Council's system (Gateway to HomeChoice) waiting for housing association homes (households with a current address in the village as at January 2021):

Priority band A	Priority band B	Priority band C	Other bands D to F
0 Applicants	0 Applicants	0 Applicants	0 Applicants

For more information about the priority 'bands' (A to F) for housing applications, please see the guide to the data.

Applicants in Stambourne and surrounding villages

There were 2 households registered for housing association homes with a current address in Stambourne and surrounding villages (Ridgewell and Toppesfield) at January 2021. These are broken down into the priority 'bands' A to F:



Priority band A	Priority band B	Priority band C	Other bands D to F
0	1	0	1

The property size (number of bedrooms) needed by all applicants:

Age Group	1 bed	2 bed	3 bed	4 bed	5+ bed	Total
Age 18-39	0	0	2	0	0	2
Age 40-59	0	0	0	0	0	0
Age 60+	0	0	0	0	0	0
Total	0	0	2	0	0	2

Priority Band	1 bed	2 bed	3 bed	4 bed	5+ bed	Total
Priority band A	0	0	0	0	0	0
Priority band B	0	0	1	0	0	1
Priority band C	0	0	0	0	0	0
Other bands D to F	0	0	1	0	0	1
Total	0	0	2	0	0	2