



www.braintree.gov.uk/housing/housing-statnav

Key Housing Needs Statistics

Sible Hedingham

Snapshot: March 2022

To be read in conjunction with the
'Guide to Key Housing Needs Statistics – Larger villages'

For all sources, more detailed housing needs data and a full guide to how to read this data, please visit the Housing StatNav website.



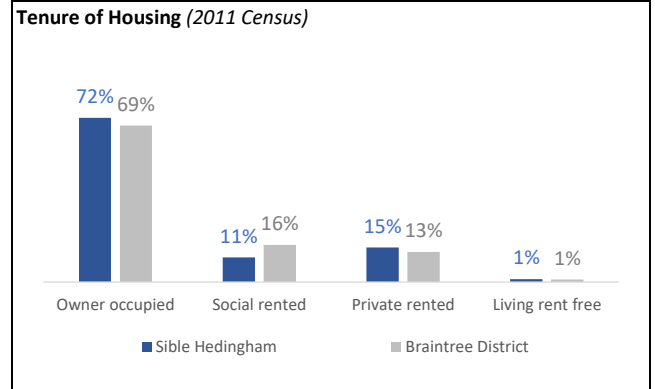
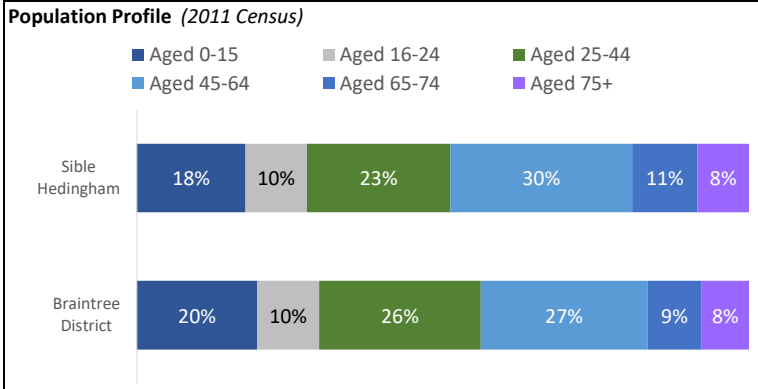
Key Housing Needs Statistics

Snapshot: March 2022



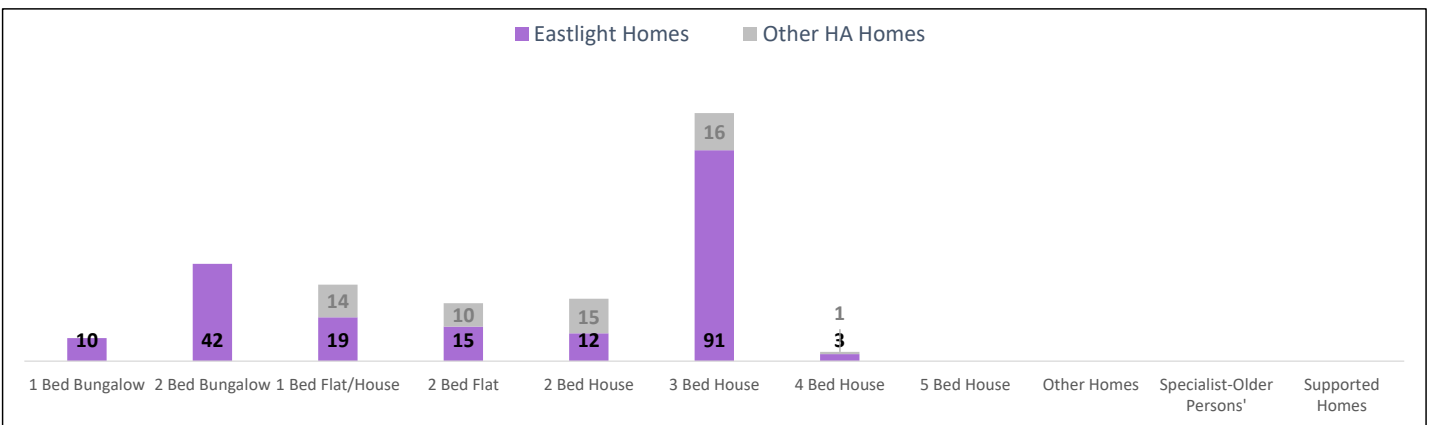
Sible Hedingham

Key statistics: Population (2011 Census) - 3,994 Households (2011 Census) - 1,689
 The Sible Hedingham population is 2.7% of the total Braintree District population (147,084)



Housing Association homes to rent in Sible Hedingham

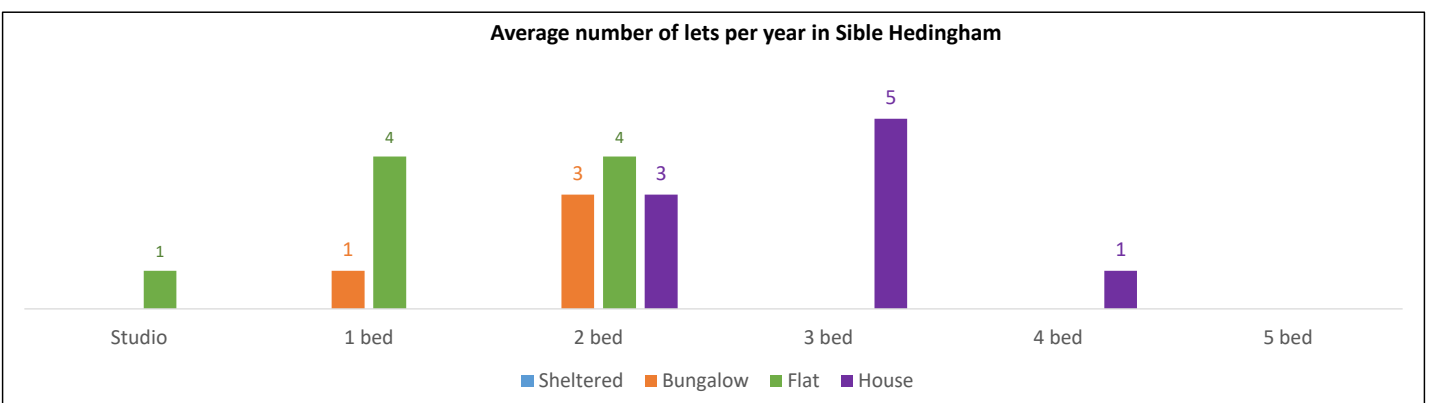
There were 248 Housing Association homes to rent in Sible Hedingham as at March 2022.



Bungalows		Flats			Houses				Specialist-older persons'	Supported	Other	TOTAL
1 bed	2 bed	1 bed	2 bed	3 bed	2 bed	3 bed	4 bed	5 bed				
10	42	33	25	0	27	107	4	0	0	0	0	248

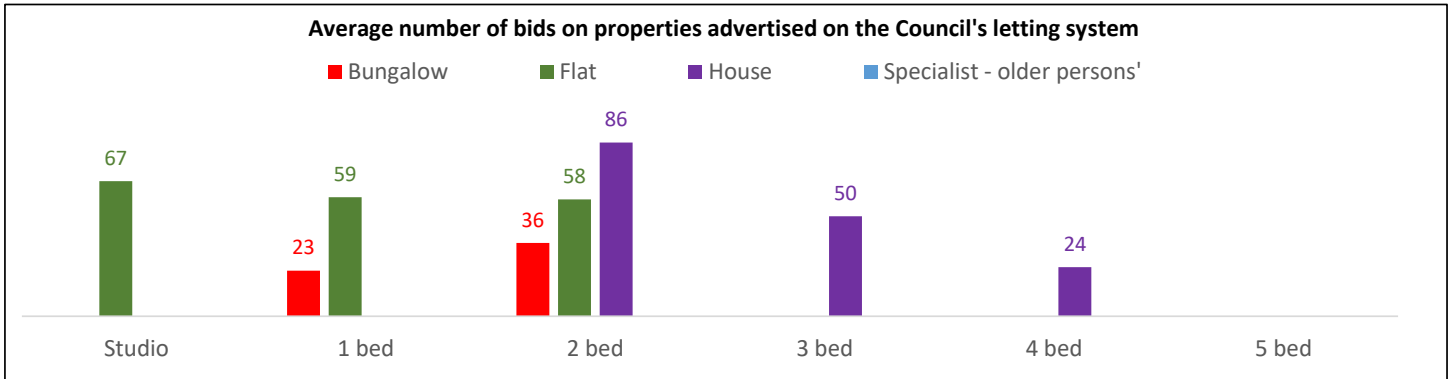
Lettings history in Sible Hedingham

Number of lets per year of rented housing association homes (average from May 2009 to February 2022):



Number of bids per property in Sible Hedingham

The average number of bids made for each property type which became available on the Council's lettings system between May 2009 and February 2022:



Applicants waiting for a housing association home to rent

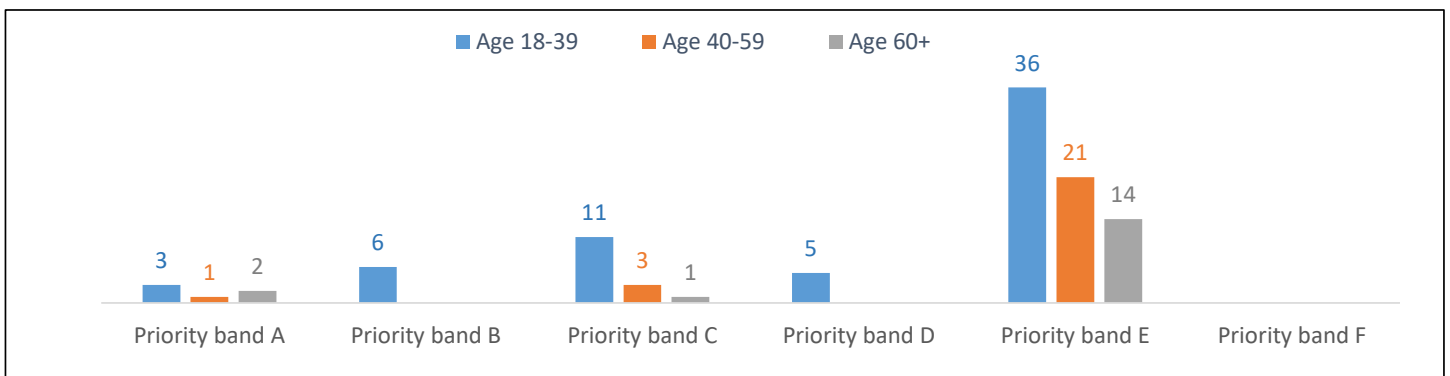
There were 64 households registered on Braintree District Council's system (Gateway to HomeChoice) waiting for housing association homes (households with a current address in the village as at March 2022):

Priority band A	Priority band B	Priority band C	Other bands D to F
3 Applicants	3 Applicants	8 Applicants	50 Applicants

For more information about the priority 'bands' (A to F) for housing applications, please see the guide to the data.

Applicants in Sible Hedingham and surrounding villages

There were 103 households registered for housing association homes with a current address in Sible Hedingham and surrounding villages (Castle Hedingham, Great Yeldham, Toppesfield, Gosfield and Great Maplestead) at March 2022. These are broken down into the priority



Priority band A	Priority band B	Priority band C	Other bands D to F
6	6	15	76

The property size (number of bedrooms) needed by all applicants:

	1 bed	2 bed	3 bed	4 bed	5+ bed	Total
Age 18-39	11	27	21	1	1	61
Age 40-59	10	11	4			25
Age 60+	12	5				17
Total	33	43	25	1	1	103

	1 bed	2 bed	3 bed	4 bed	5+ bed	Total
Priority band A		3	3			6
Priority band B		1	4		1	6
Priority band C	7	8				15
Other bands D to F	26	31	18	1		76
Total	33	43	25	1	1	103