



[www.braintree.gov.uk/housing/housing-statnav](http://www.braintree.gov.uk/housing/housing-statnav)

## Key Housing Needs Statistics

### Sible Hedingham

Snapshot: January 2021

To be read in conjunction with the  
'Guide to Key Housing Needs Statistics – Larger villages'

For all sources, more detailed housing needs data and a full guide to how to read this data, please visit the Housing StatNav website.



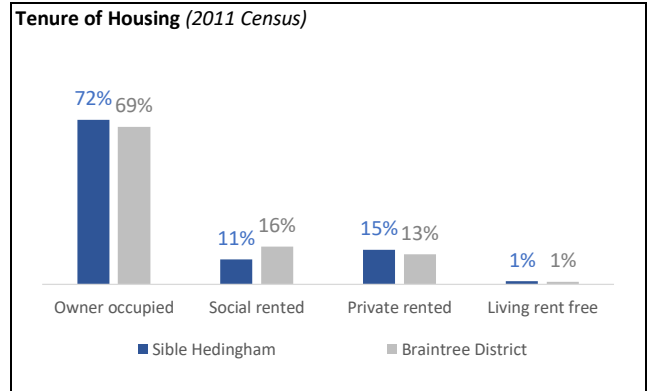
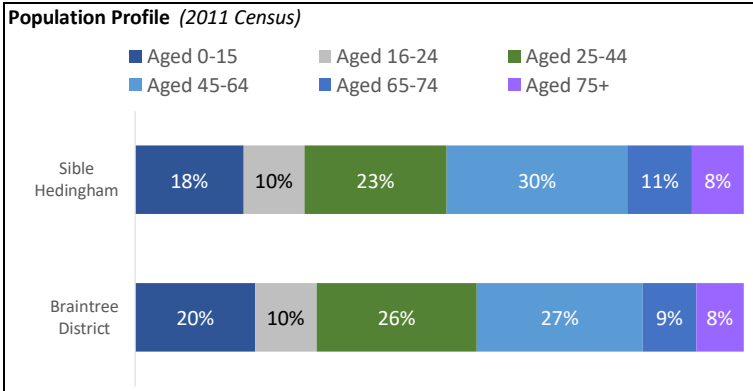
# Key Housing Needs Statistics

Snapshot: January 2021



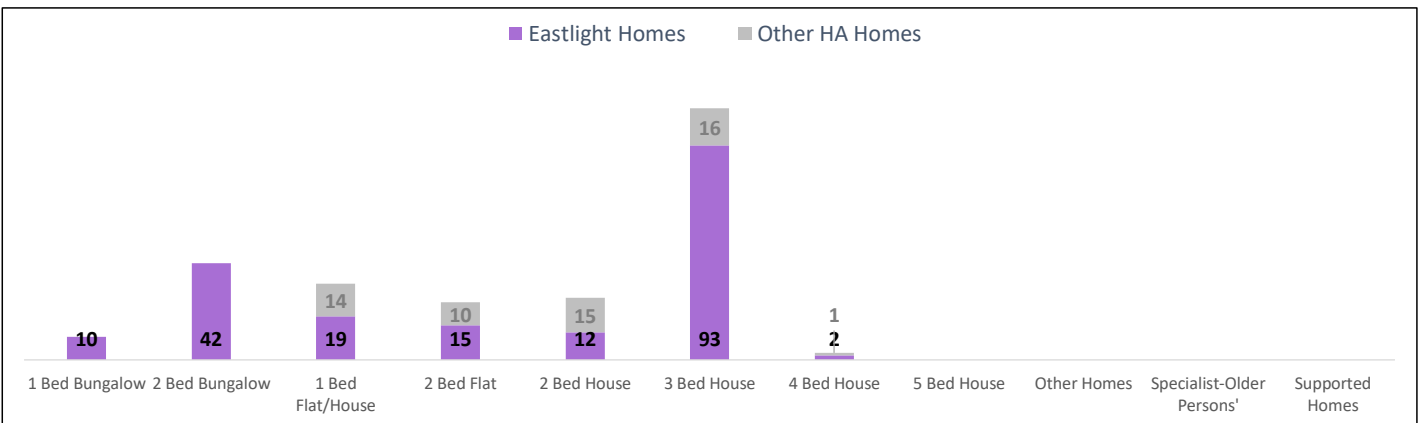
## Sible Hedingham

**Key statistics:** Population (2011 Census) - 3,994 Households (2011 Census) - 1,689  
The Sible Hedingham population is 2.7% of the total Braintree District population (147,084)



## Housing Association homes to rent in Sible Hedingham

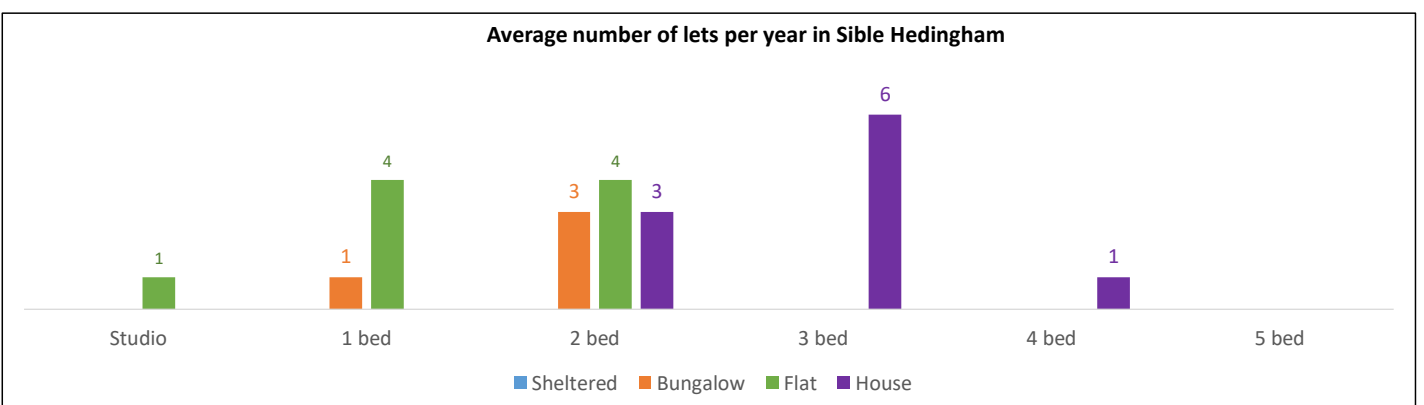
There were 249 Housing Association homes to rent in Sible Hedingham as at January 2021.



Bungalows		Flats			Houses				Specialist-older persons'	Supported	Other	TOTAL
1 bed	2 bed	1 bed	2 bed	3 bed	2 bed	3 bed	4 bed	5 bed				
10	42	33	25	0	27	109	3	0	0	0	249	

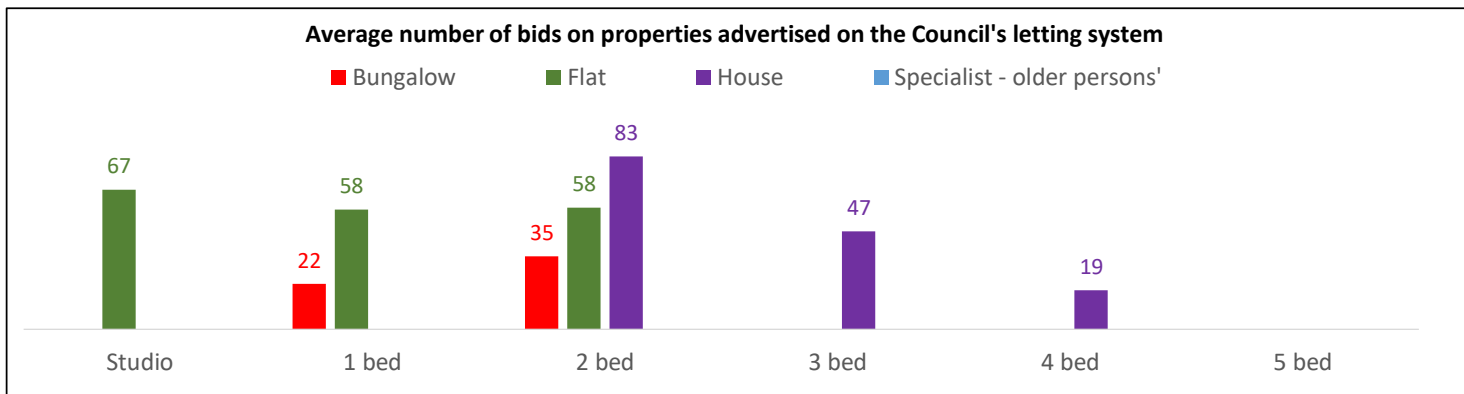
## Lettings history in Sible Hedingham

Number of lets per year of rented housing association homes (average from May 2009 to January 2021):



## Number of bids per property in Sible Hedingham

The average number of bids made for each property type which became available on the Council's lettings system between May 2009 and January 2021:



## Applicants waiting for a housing association home to rent

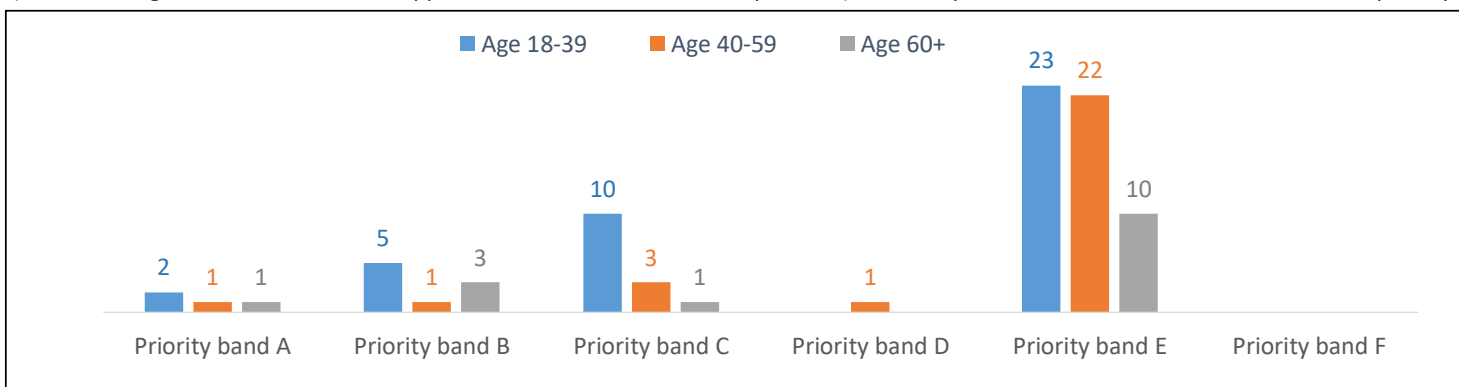
There were 46 households registered on Braintree District Council's system (Gateway to HomeChoice) waiting for housing association homes (households with a current address in the village as at January 2021):

Priority band A	Priority band B	Priority band C	Other bands D to F
2 Applicants	4 Applicants	12 Applicants	28 Applicants

For more information about the priority 'bands' (A to F) for housing applications, please see the guide to the data.

## Applicants in Sible Hedingham and surrounding villages

There were 83 households registered for housing association homes with a current address in Sible Hedingham and surrounding villages (Castle Hedingham, Great Yeldham, Toppesfield, Gosfield and Great Maplestead) at January 2021. These are broken down into the priority



Priority band A	Priority band B	Priority band C	Other bands D to F
4	9	14	56

The property size (number of bedrooms) needed by all applicants:

	1 bed	2 bed	3 bed	4 bed	5+ bed	Total
Age 18-39	10	18	9	3		40
Age 40-59	12	11	5			28
Age 60+	14	1				15
<b>Total</b>	<b>36</b>	<b>30</b>	<b>14</b>	<b>3</b>	<b>0</b>	<b>83</b>

	1 bed	2 bed	3 bed	4 bed	5+ bed	Total
Priority band A	1	2	1			4
Priority band B	3		3	3		9
Priority band C	10	3	1			14
Other bands D to F	22	25	9			56
<b>Total</b>	<b>36</b>	<b>30</b>	<b>14</b>	<b>3</b>	<b>0</b>	<b>83</b>