



www.braintree.gov.uk/housing/housing-statnav

Key Housing Needs Statistics

Rivenhall

Snapshot: March 2022

To be read in conjunction with the
'Guide to Key Housing Needs Statistics - Villages'

For all sources, more detailed housing needs data and a full guide to how to read this data, please visit the Housing StatNav website.



Key Housing Needs Statistics

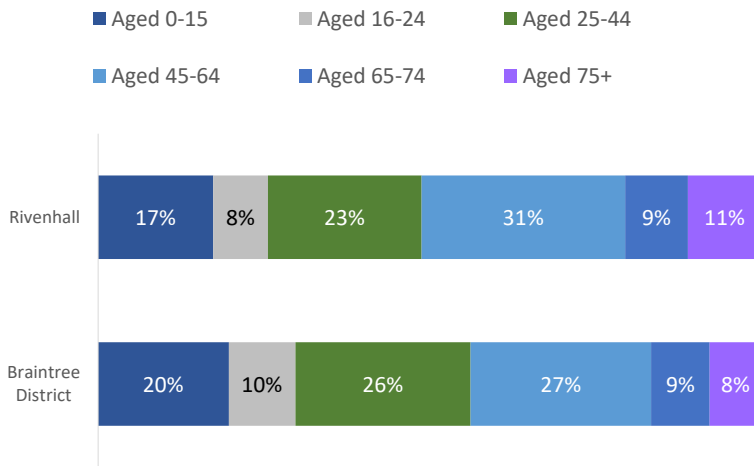
Snapshot: March 2022



Rivenhall

About the Parish of Rivenhall

Population Profile



Key Parish Statistics

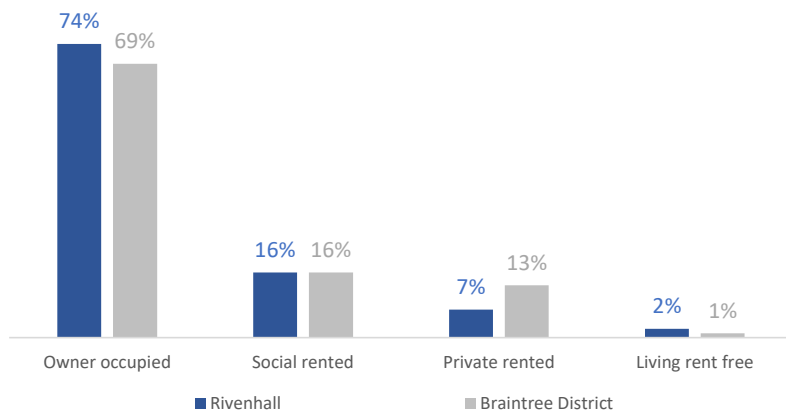
- Population (2011 Census) - 742
- Households (2011 Census) - 310
- The population is 0.5% of the total Braintree District population (147,084)

Slightly higher proportion of households with all non-dependent children

14% of households with all non-dependent children, compared to the District average of 10%



Tenure of Housing (2011 Census)



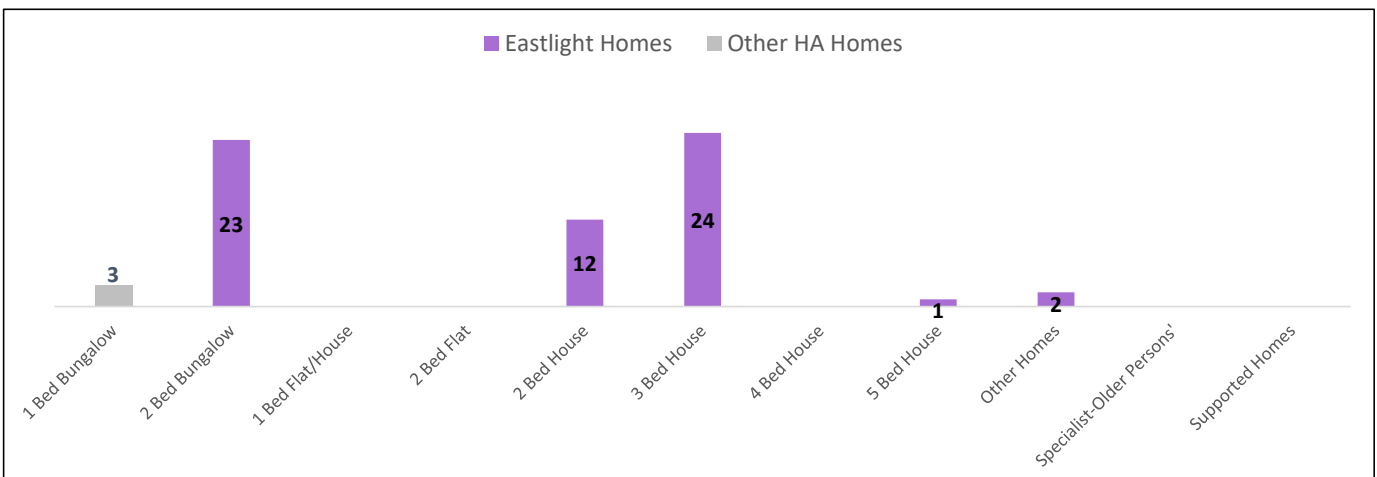
Slightly higher unemployment

5% of people aged 16-74 are unemployed and actively seeking employment, compared to the 4% District average and higher than the usual 2% or less in many rural locations



Housing Association homes to rent in Rivenhall

There were 65 Housing Association homes to rent in Rivenhall as at March 2022.



Lettings history in Rivenhall

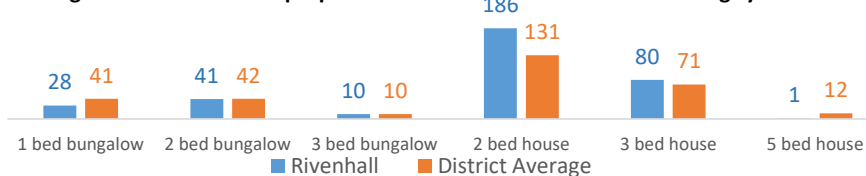
Number of homes which have become available to rent

During the 13 year period from April 2009 to February 2022, there have been 42 homes that have become available to rent through Gateway to HomeChoice.

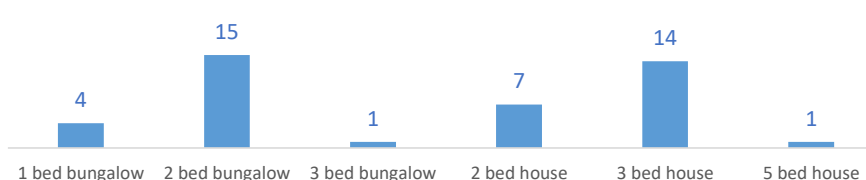
These were:

- 4 x 1 bed bungalows
- 15 x 2 bed bungalows
- 1 x 3 bed bungalow
- 7 x 2 bed houses
- 14 x 3 bed houses
- 1 x 5 bed house

Average number of bids on properties advertised on the Council's letting system



Total number of homes which became available between 2009 and 2022



Applicants waiting for a housing association home to rent

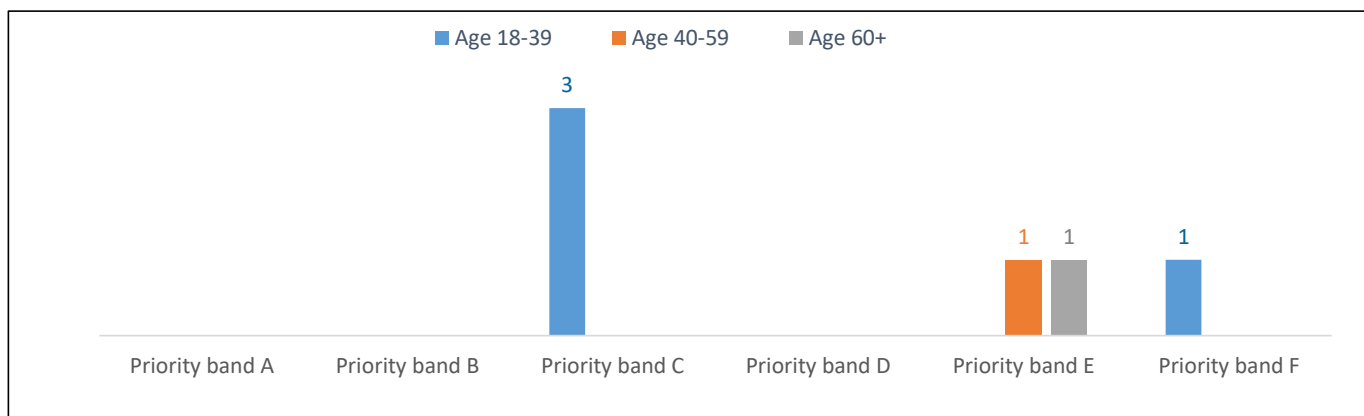
There were 6 households registered on Braintree District Council's system (Gateway to HomeChoice) waiting for housing association homes (households with a current address in the village as at March 2022):

Priority band A	Priority band B	Priority band C	Other bands D to F
0 Applicants	0 Applicants	3 Applicants	3 Applicants

For more information about the priority 'bands' (A to F) for housing applications, please see the guide to the data.

Applicants in Rivenhall and surrounding villages

There were 6 households registered for housing association homes with a current address in Rivenhall and surrounding villages (White Notley) at March 2022. These are broken down into the priority 'bands' A to F:



Priority band A	Priority band B	Priority band C	Other bands D to F
0	0	3	3

The property size (number of bedrooms) needed by all applicants:

Age Group	1 bed	2 bed	3 bed	4 bed	5+ bed	Total
Age 18-39	4	0	0	0	0	4
Age 40-59	0	0	1	0	0	1
Age 60+	1	0	0	0	0	1
Total	5	0	1	0	0	6

Priority Band	1 bed	2 bed	3 bed	4 bed	5+ bed	Total
Priority band A	0	0	0	0	0	0
Priority band B	0	0	0	0	0	0
Priority band C	3	0	0	0	0	3
Other bands D to F	2	0	1	0	0	3
Total	5	0	1	0	0	6