



[www.braintree.gov.uk/housing/housing-statnav](http://www.braintree.gov.uk/housing/housing-statnav)

## Key Housing Needs Statistics

### Rivenhall

Snapshot: January 2021

To be read in conjunction with the  
'Guide to Key Housing Needs Statistics - Villages'

For all sources, more detailed housing needs data and a full guide to how to read this data, please visit the Housing StatNav website.



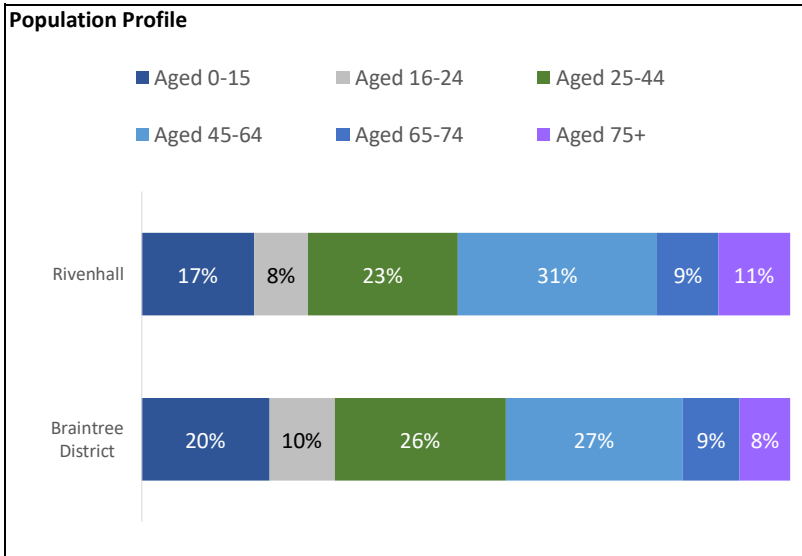
# Key Housing Needs Statistics

Snapshot: January 2021



## Rivenhall

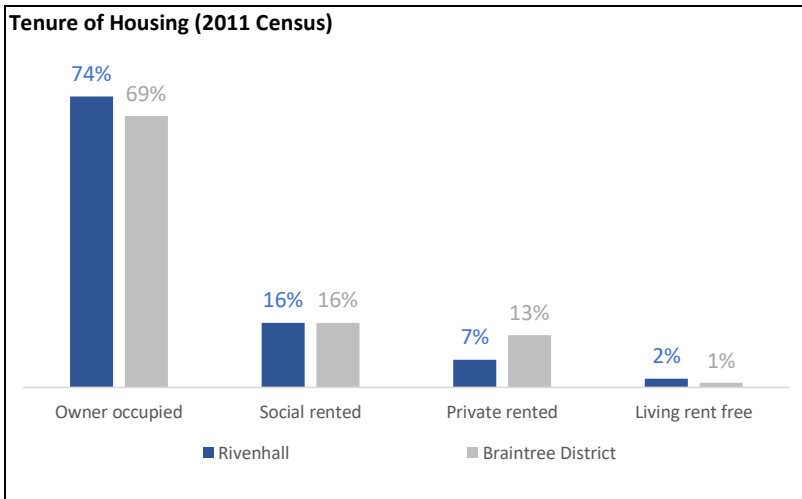
### About the Parish of Rivenhall



**Key Parish Statistics**

- Population (2011 Census) - 742
- Households (2011 Census) - 310
- The population is 0.5% of the total Braintree District population (147,084)

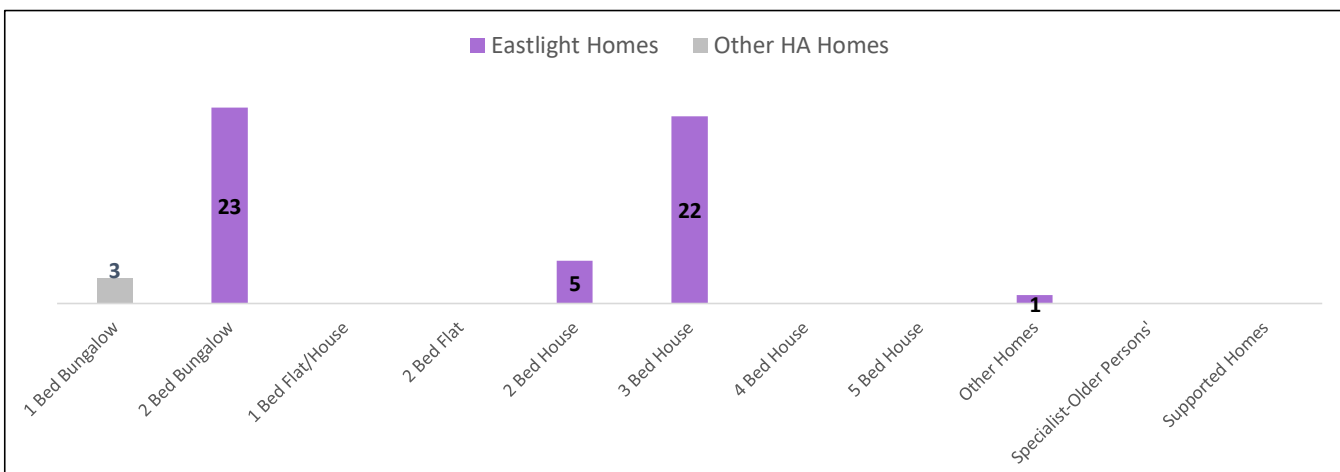
**Slightly higher proportion of households with all non-dependent children**  
 14% of households with all non-dependent children, compared to the District average of 10%



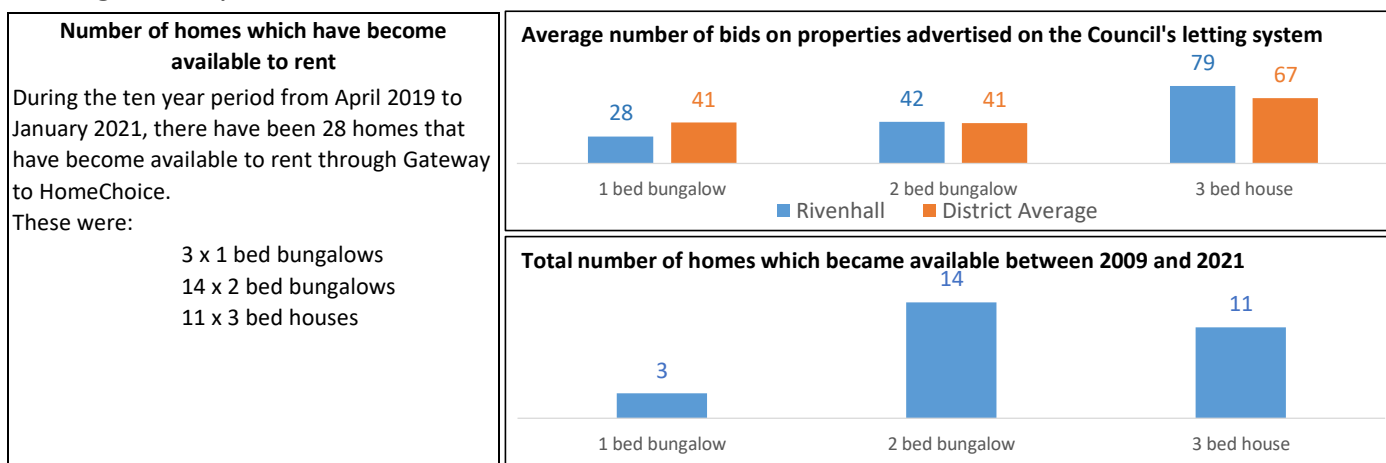
**Slightly higher unemployment**  
 5% of people aged 16-74 are unemployed and actively seeking employment, compared to the 4% District average and higher than the usual 2% or less in many rural locations

### Housing Association homes to rent in Rivenhall

There were 54 Housing Association homes to rent in Rivenhall as at January 2021.



## Lettings history in Rivenhall



## Applicants waiting for a housing association home to rent

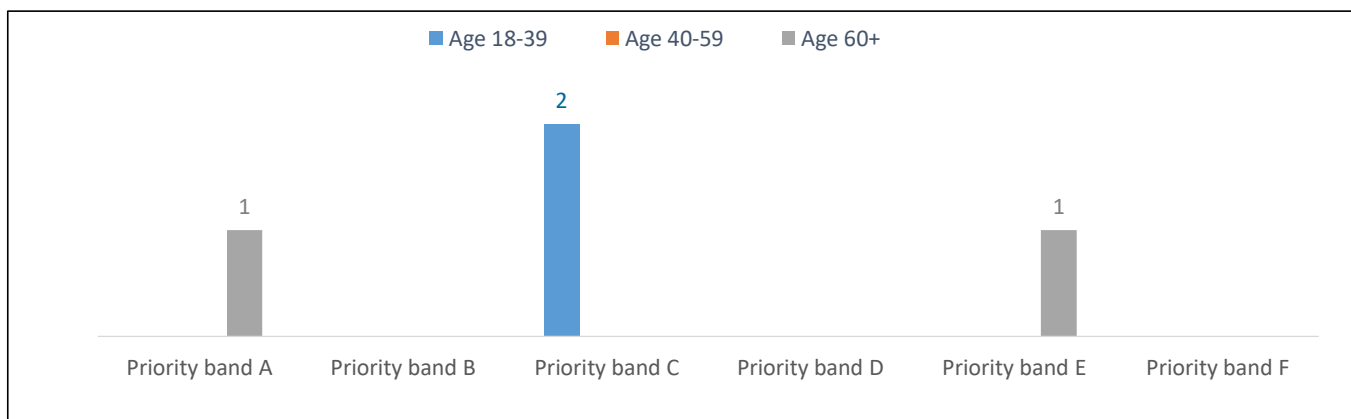
There were 4 households registered on Braintree District Council's system (Gateway to HomeChoice) waiting for housing association homes (households with a current address in the village as at January 2021):

Priority band A	Priority band B	Priority band C	Other bands D to F
1 Applicant	0 Applicants	2 Applicants	1 Applicant

For more information about the priority 'bands' (A to F) for housing applications, please see the guide to the data.

## Applicants in Rivenhall and surrounding villages

There were 4 households registered for housing association homes with a current address in Rivenhall and surrounding villages (White Notley) at January 2021. These are broken down into the priority 'bands' A to F:



Priority band A	Priority band B	Priority band C	Other bands D to F
1	0	2	1

The property size (number of bedrooms) needed by all applicants:

Age Group	1 bed	2 bed	3 bed	4 bed	5+ bed	Total
Age 18-39	2	0	0	0	0	2
Age 40-59	0	0	0	0	0	0
Age 60+	1	1	0	0	0	2
Total	3	1	0	0	0	4

Priority Band	1 bed	2 bed	3 bed	4 bed	5+ bed	Total
Priority band A	0	1	0	0	0	1
Priority band B	0	0	0	0	0	0
Priority band C	2	0	0	0	0	2
Other bands D to F	1	0	0	0	0	1
Total	3	1	0	0	0	4