



www.braintree.gov.uk/housing/housing-statnav

Key Housing Needs Statistics

Ridgewell

Snapshot: January 2021

To be read in conjunction with the
'Guide to Key Housing Needs Statistics - Villages'

For all sources, more detailed housing needs data and
a full guide to how to read this data, please visit the
Housing StatNav website.



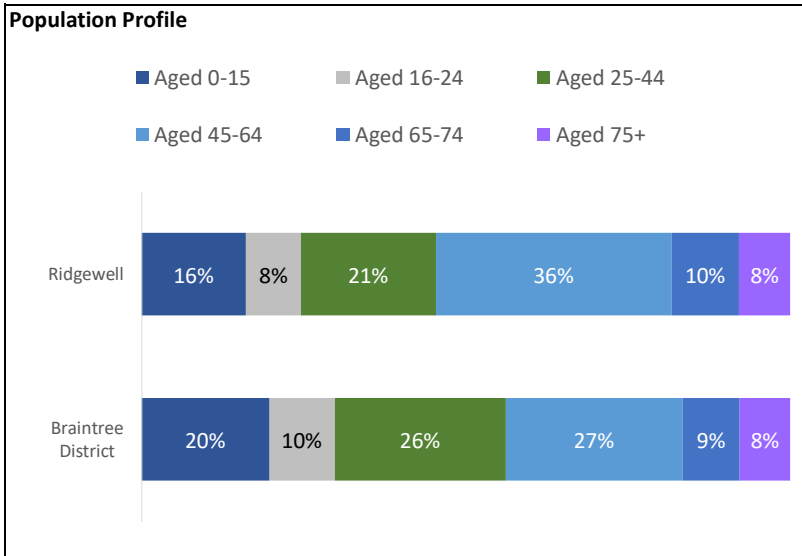
Key Housing Needs Statistics

Snapshot: January 2021



Ridgewell

About the Parish of Ridgewell



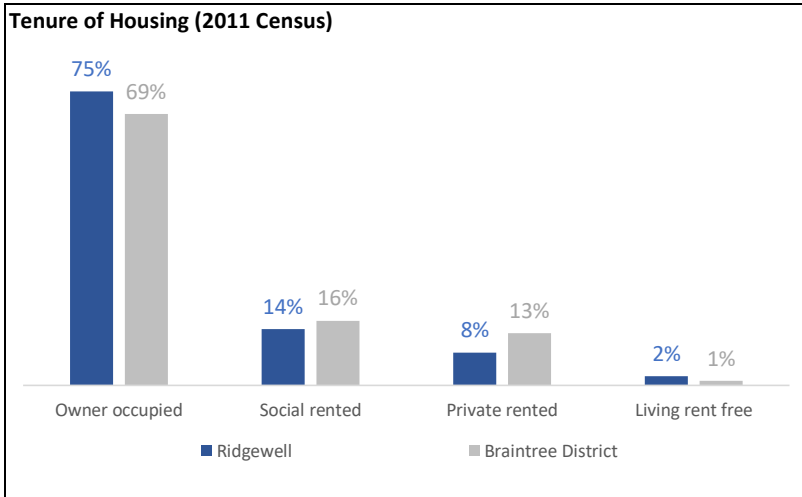
Key Parish Statistics

- Population (2011 Census) - 509
- Households (2011 Census) - 216
- The population is 0.3% of the total Braintree District population (147,084)

Almost a third are couples under the age of 65 with no children



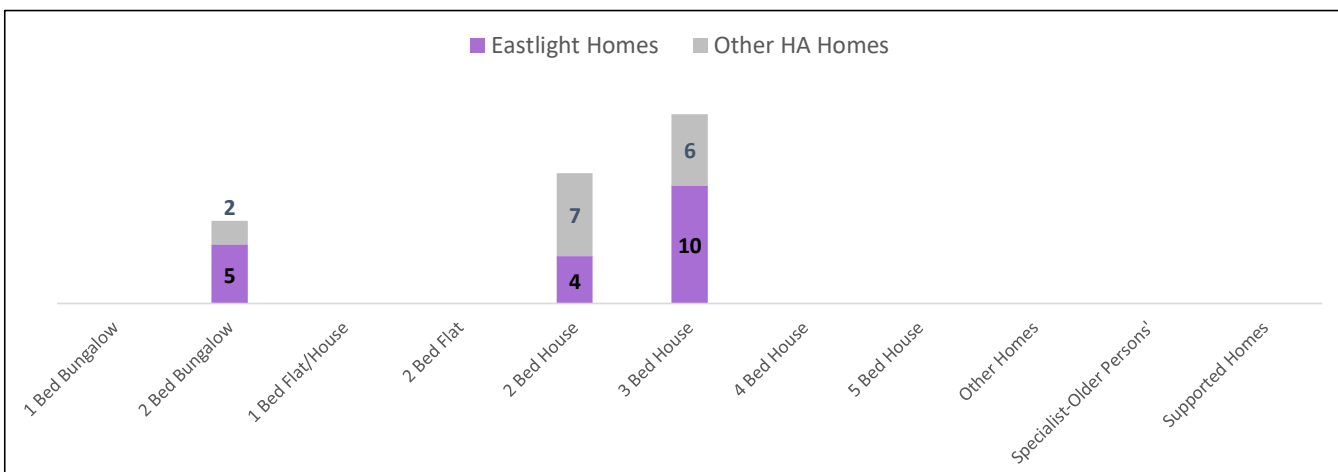
At 31% of households in the parish, this is higher than the District average of 20% and the East of England average of 19%



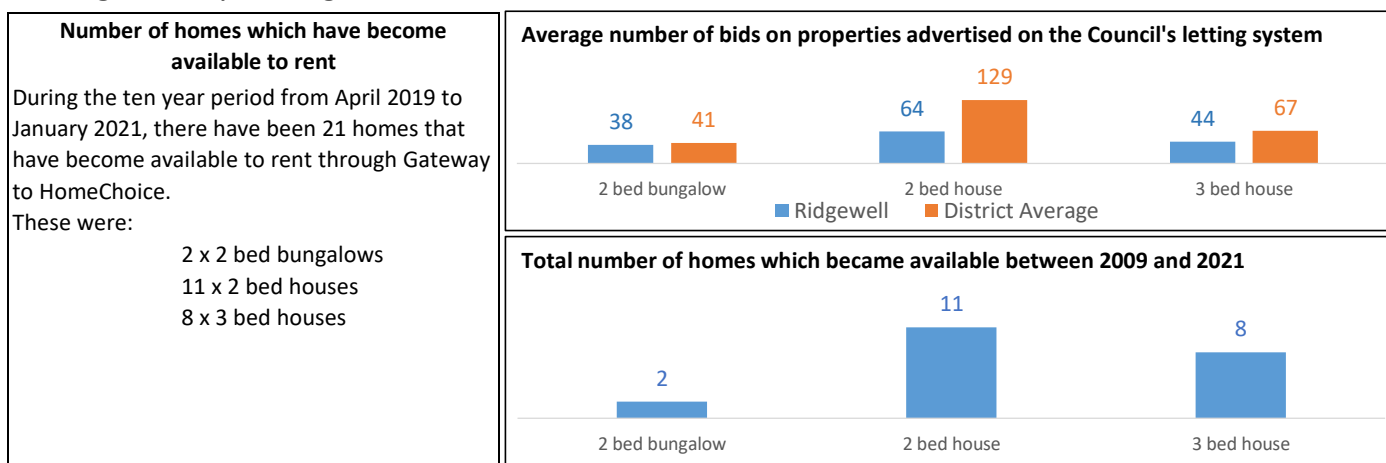
Slightly higher unemployment
5% of people aged 16-74 are unemployed and actively seeking employment, compared to the 4% District average and higher than the usual 2% or less in many rural locations

Housing Association homes to rent in Ridgewell

There were 34 Housing Association homes to rent in Ridgewell as at January 2021.



Lettings history in Ridgewell



Applicants waiting for a housing association home to rent

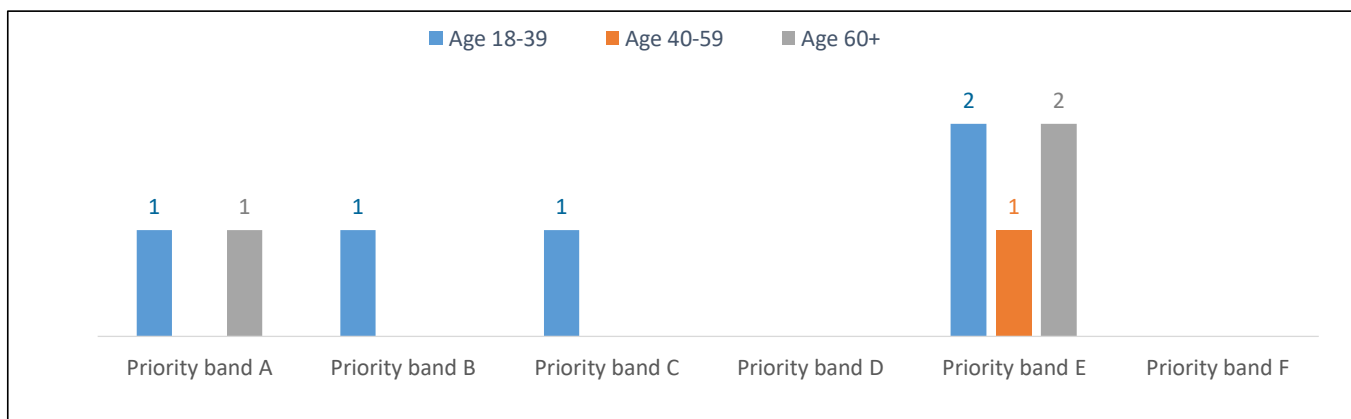
There were 2 households registered on Braintree District Council's system (Gateway to HomeChoice) waiting for housing association homes (households with a current address in the village as at January 2021):

Priority band A	Priority band B	Priority band C	Other bands D to F
0 Applicants	1 Applicant	0 Applicants	1 Applicant

For more information about the priority 'bands' (A to F) for housing applications, please see the guide to the data.

Applicants in Ridgewell and surrounding villages

There were 9 households registered for housing association homes with a current address in Ridgewell and surrounding villages (Ashen, Birdbrook, Toppesfield and Tilbury Juxta Clare) at January 2021. These are broken down into the priority 'bands' A to F:



Priority band A	Priority band B	Priority band C	Other bands D to F
2	1	1	5

The property size (number of bedrooms) needed by all applicants:

Age Group	1 bed	2 bed	3 bed	4 bed	5+ bed	Total
Age 18-39	1	1	3	0	0	5
Age 40-59	0	0	1	0	0	1
Age 60+	2	1	0	0	0	3
Total	3	2	4	0	0	9

Priority Band	1 bed	2 bed	3 bed	4 bed	5+ bed	Total
Priority band A	0	1	1	0	0	2
Priority band B	0	0	1	0	0	1
Priority band C	1	0	0	0	0	1
Other bands D to F	2	1	2	0	0	5
Total	3	2	4	0	0	9