



www.braintree.gov.uk/housing/housing-statnav

Key Housing Needs Statistics

Little Maplestead

Snapshot: March 2022

To be read in conjunction with the
'Guide to Key Housing Needs Statistics - Villages'

For all sources, more detailed housing needs data and a full guide to how to read this data, please visit the Housing StatNav website.



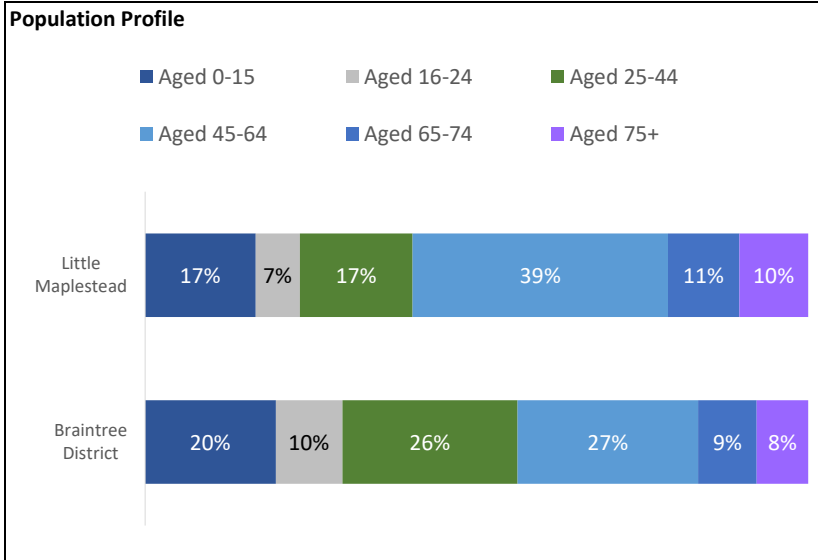
Key Housing Needs Statistics

Snapshot: March 2022



Little Maplestead

About the Parish of Little Maplestead

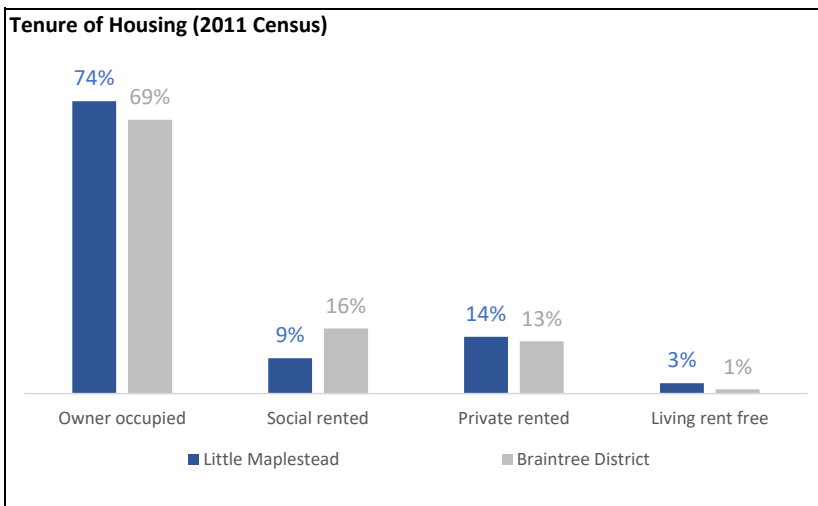


Key Parish Statistics

- Population (2011 Census) - 270
- Households (2011 Census) - 111
- The population is 0.2% of the total Braintree District population (147,084)

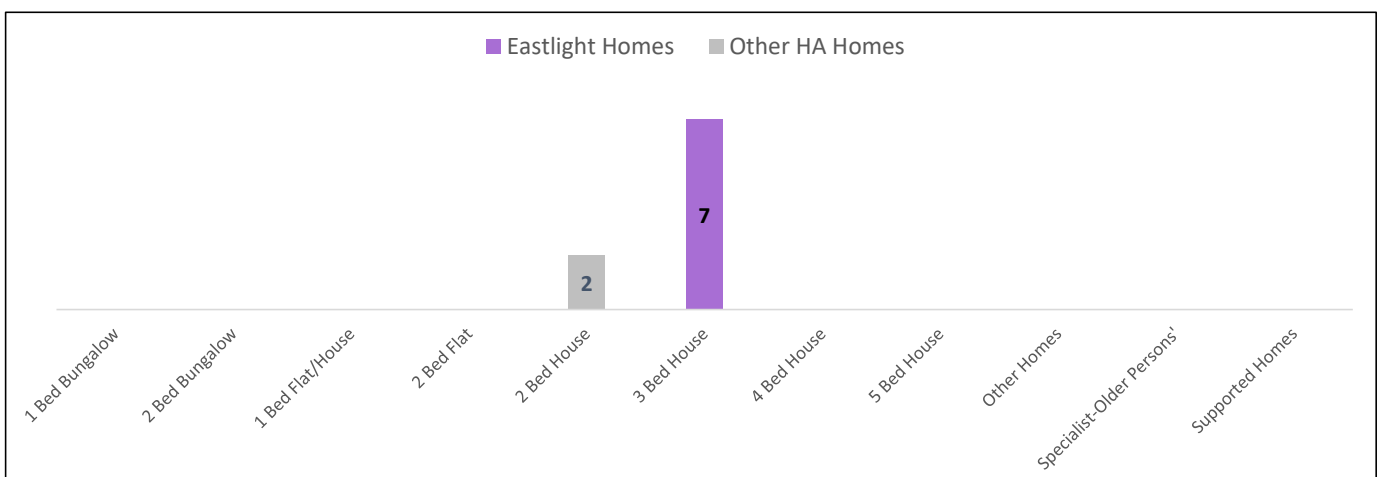
Higher proportion of couple households over the age of 65
 14% of households are couples both over the age of 65, compared to the Braintree District and East of England proportions of 9%

The economic activity is very similar to Braintree District, with slightly lower unemployment
 With just under three quarters of people employed (72%), 2% of residents unemployed and actively seeking employment, compared to the 4% District average, and 26% 'economically inactive' (retired, carers and



Housing Association homes to rent in Little Maplestead

There were 9 Housing Association homes to rent in Little Maplestead as at March 2022.



Lettings history in Little Maplestead

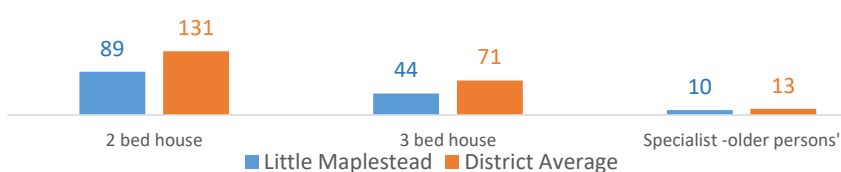
Number of homes which have become available to rent

During the 13 year period from April 2009 to February 2022, there have been 5 homes that have become available to rent through Gateway to HomeChoice.

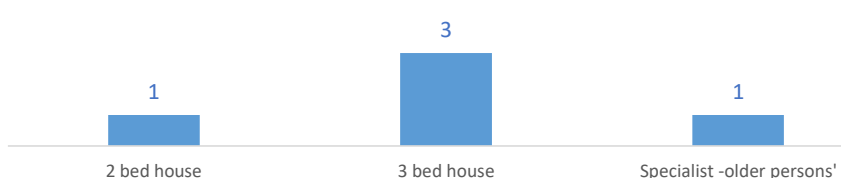
These were:

- 1 x 2 bed house
- 3 x 3 bed houses
- 1 x Specialist -older persons'

Average number of bids on properties advertised on the Council's letting system



Total number of homes which became available between 2009 and 2022



Applicants waiting for a housing association home to rent

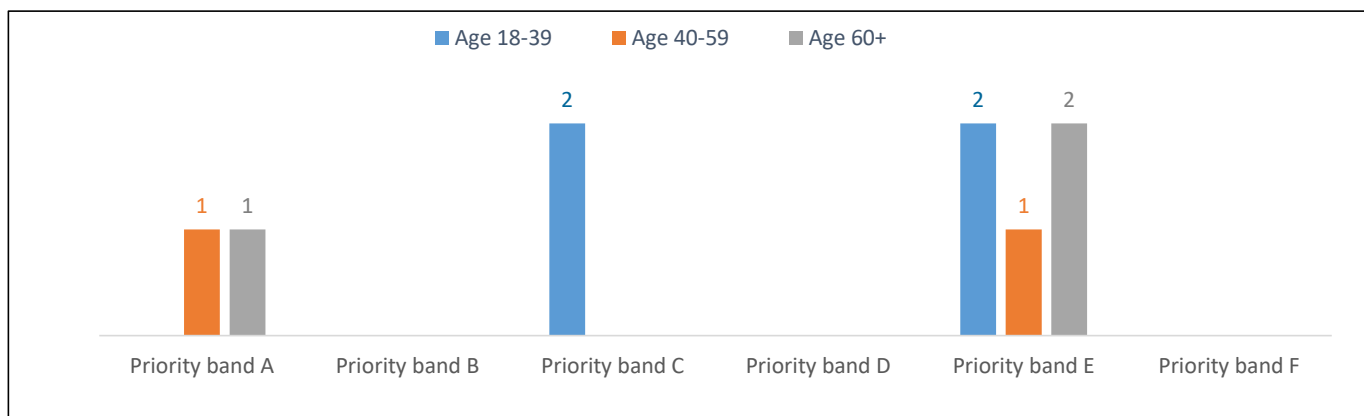
There were 2 households registered on Braintree District Council's system (Gateway to HomeChoice) waiting for housing association homes (households with a current address in the village as at March 2022):

Priority band A	Priority band B	Priority band C	Other bands D to F
1 Applicant	0 Applicants	0 Applicants	1 Applicant

For more information about the priority 'bands' (A to F) for housing applications, please see the guide to the data.

Applicants in Little Maplestead and surrounding villages

There were 9 households registered for housing association homes with a current address in Little Maplestead and surrounding villages (Wickham St. Paul, Pebmarsh, Gestingthorpe and Great Maplestead) at March 2022. These are broken down into the priority 'bands' A to F:



Priority band A	Priority band B	Priority band C	Other bands D to F
2	0	2	5

The property size (number of bedrooms) needed by all applicants:

Age Group	1 bed	2 bed	3 bed	4 bed	5+ bed	Total
Age 18-39	2	2	0	0	0	4
Age 40-59	1	1	0	0	0	2
Age 60+	2	1	0	0	0	3
Total	5	4	0	0	0	9

Priority Band	1 bed	2 bed	3 bed	4 bed	5+ bed	Total
Priority band A	0	2	0	0	0	2
Priority band B	0	0	0	0	0	0
Priority band C	1	1	0	0	0	2
Other bands D to F	4	1	0	0	0	5
Total	5	4	0	0	0	9