



www.braintree.gov.uk/housing/housing-statnav

Key Housing Needs Statistics

Kelvedon

Snapshot: March 2022

To be read in conjunction with the
'Guide to Key Housing Needs Statistics – Larger villages'

For all sources, more detailed housing needs data and a full guide to how to read this data, please visit the Housing StatNav website.



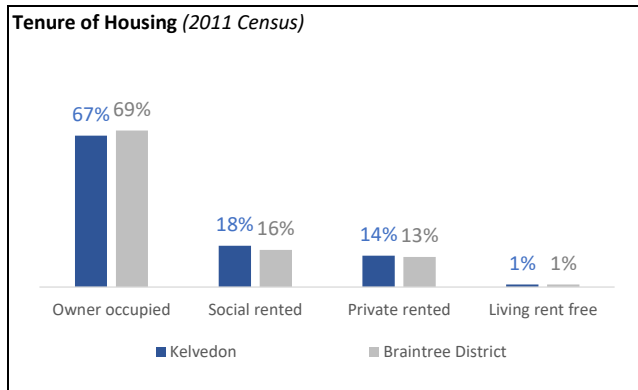
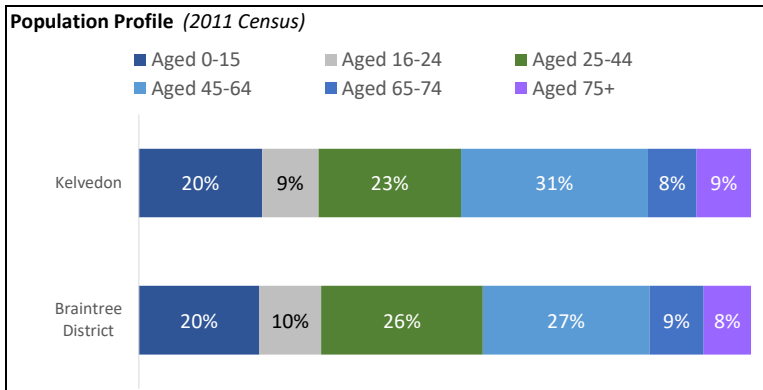
Key Housing Needs Statistics

Snapshot: March 2022



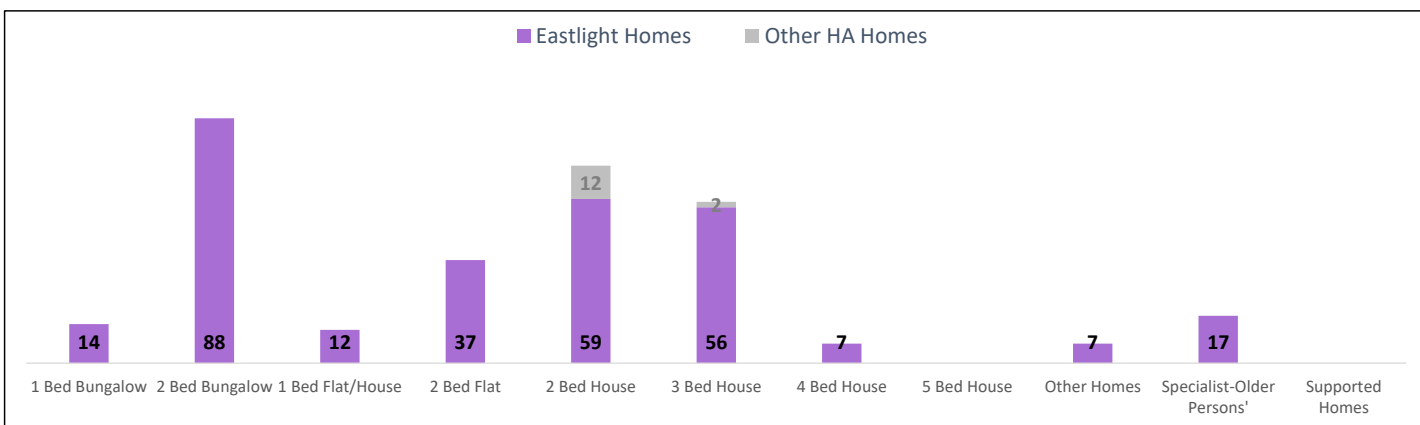
Kelvedon

Key statistics: Population (2011 Census) - 3,587 Households (2011 Census) - 1,485
 The Kelvedon population is 2.4% of the total Braintree District population (147,084)



Housing Association homes to rent in Kelvedon

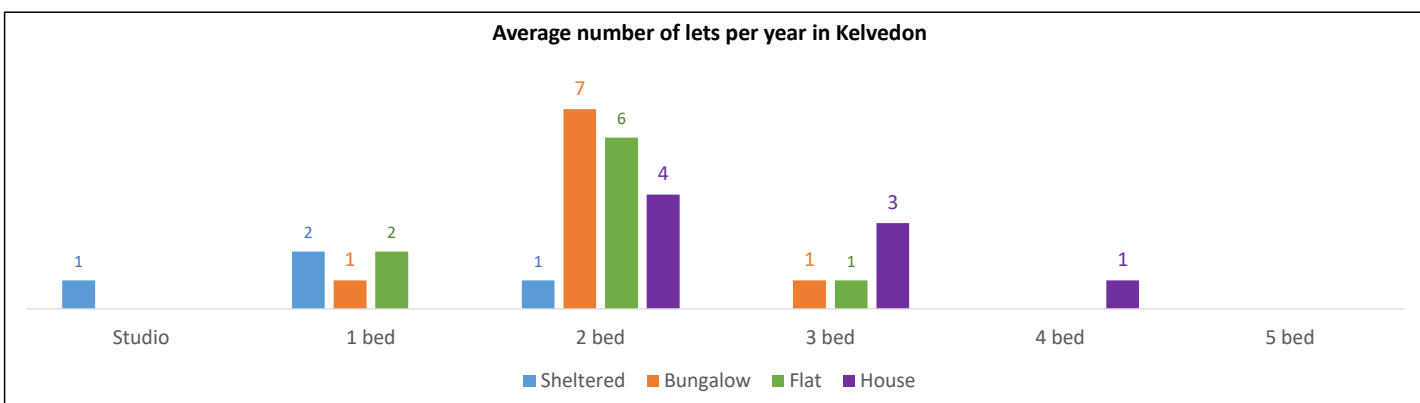
There were 311 Housing Association homes to rent in Kelvedon as at March 2022.



Bungalows		Flats			Houses				Specialist-older persons'	Supported	Other	TOTAL
1 bed	2 bed	1 bed	2 bed	3 bed	2 bed	3 bed	4 bed	5 bed				
14	88	12	37	0	71	58	7	0	17	0	7	311

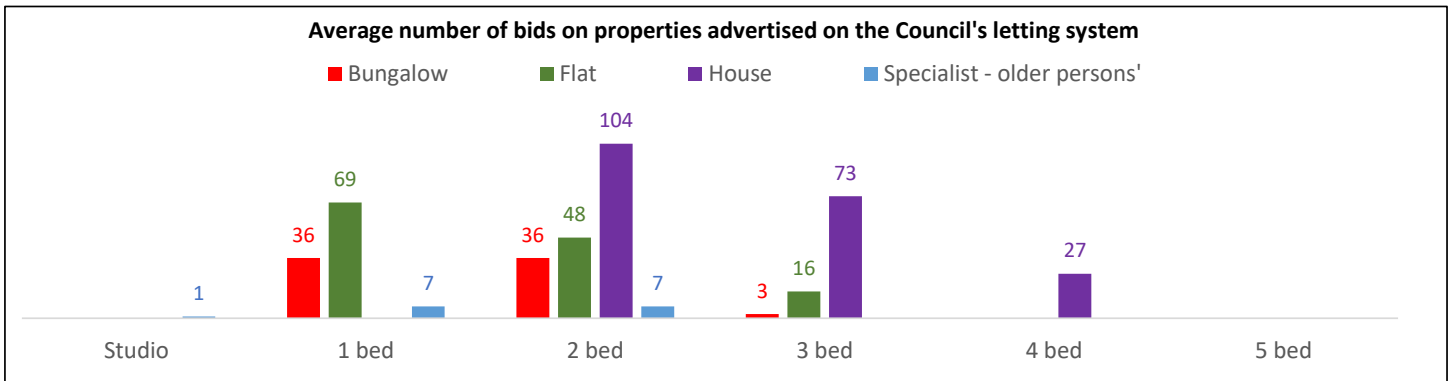
Lettings history in Kelvedon

Number of lets per year of rented housing association homes (average from May 2009 to February 2022):



Number of bids per property in Kelvedon

The average number of bids made for each property type which became available on the Council's lettings system between May 2009 and February 2022:



Applicants waiting for a housing association home to rent

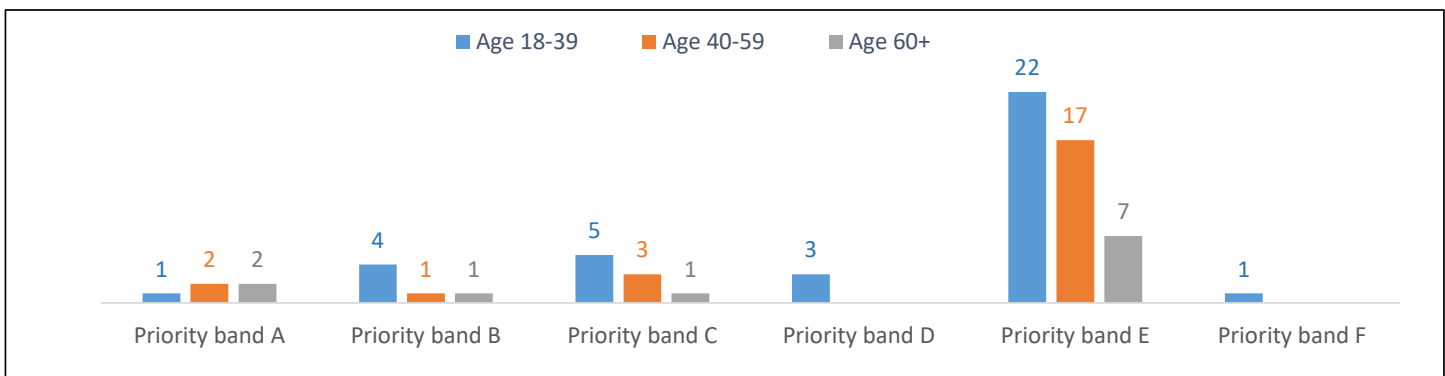
There were 50 households registered on Braintree District Council's system (Gateway to HomeChoice) waiting for housing association homes (households with a current address in the village as at March 2022):

Priority band A	Priority band B	Priority band C	Other bands D to F
4 Applicants	6 Applicants	5 Applicants	35 Applicants

For more information about the priority 'bands' (A to F) for housing applications, please see the guide to the data.

Applicants in Kelvedon and surrounding villages

There were 70 households registered for housing association homes with a current address in Kelvedon and surrounding villages (Feering, Bradwell and Rivenhall) at March 2022. These are broken down into the priority 'bands' A to F:



Priority band A	Priority band B	Priority band C	Other bands D to F
5	6	9	50

The property size (number of bedrooms) needed by all applicants:

	1 bed	2 bed	3 bed	4 bed	5+ bed	Total
Age 18-39	10	17	7	2		36
Age 40-59	7	12	4			23
Age 60+	8	2		1		11
Total	25	31	11	3	0	70

	1 bed	2 bed	3 bed	4 bed	5+ bed	Total
Priority band A		3	1	1		5
Priority band B	1		3	2		6
Priority band C	7	1	1			9
Other bands D to F	17	27	6			50
Total	25	31	11	3	0	70