



www.braintree.gov.uk/housing/housing-statnav

Key Housing Needs Statistics

Helions Bumpstead

Snapshot: March 2022

To be read in conjunction with the
'Guide to Key Housing Needs Statistics - Villages'

For all sources, more detailed housing needs data and a full guide to how to read this data, please visit the Housing StatNav website.



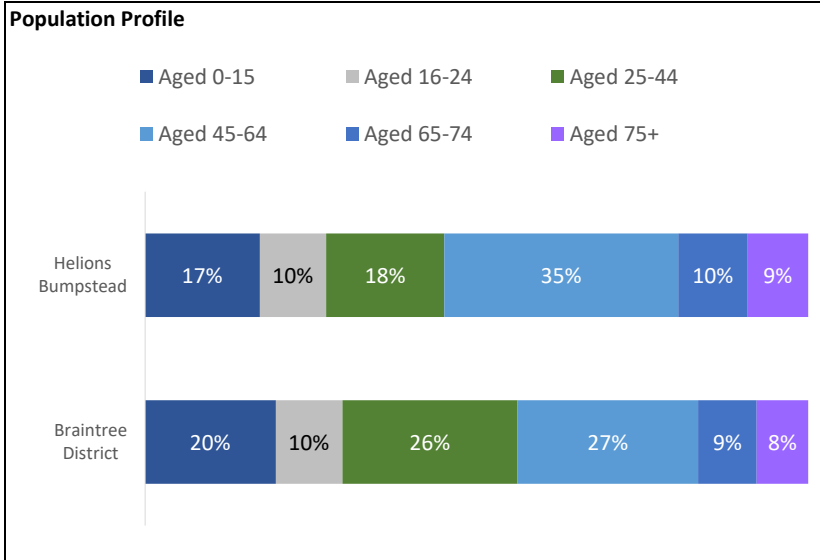
Key Housing Needs Statistics

Snapshot: March 2022



Helions Bumpstead

About the Parish of Helions Bumpstead

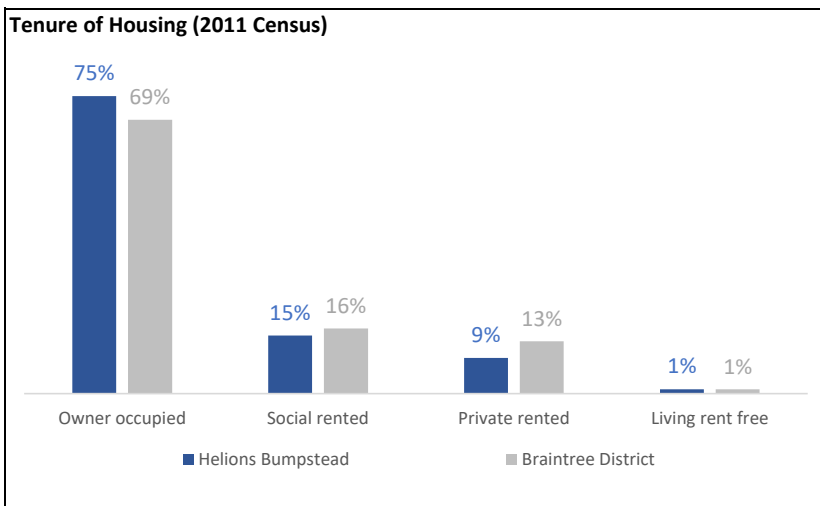


Key Parish Statistics

- Population (2011 Census) - 439
- Households (2011 Census) - 177
- The population is 0.3% of the total Braintree District population (147,084)

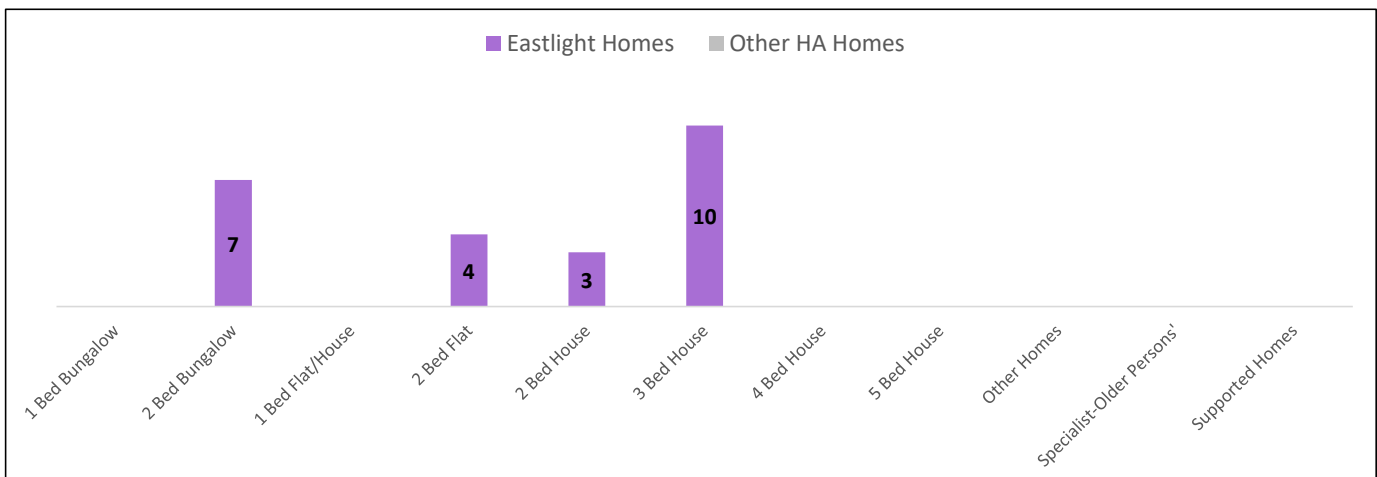
Higher proportion of couple households over the age of 65
 14% of households are couples both over the age of 65, compared to the Braintree District and East of England proportions of 9%

The economic activity is very similar to Braintree District as whole
 With just over two thirds of people employed (69%), 4% of residents unemployed and actively seeking employment and 27% 'economically inactive' (retired, carers and homemakers etc)

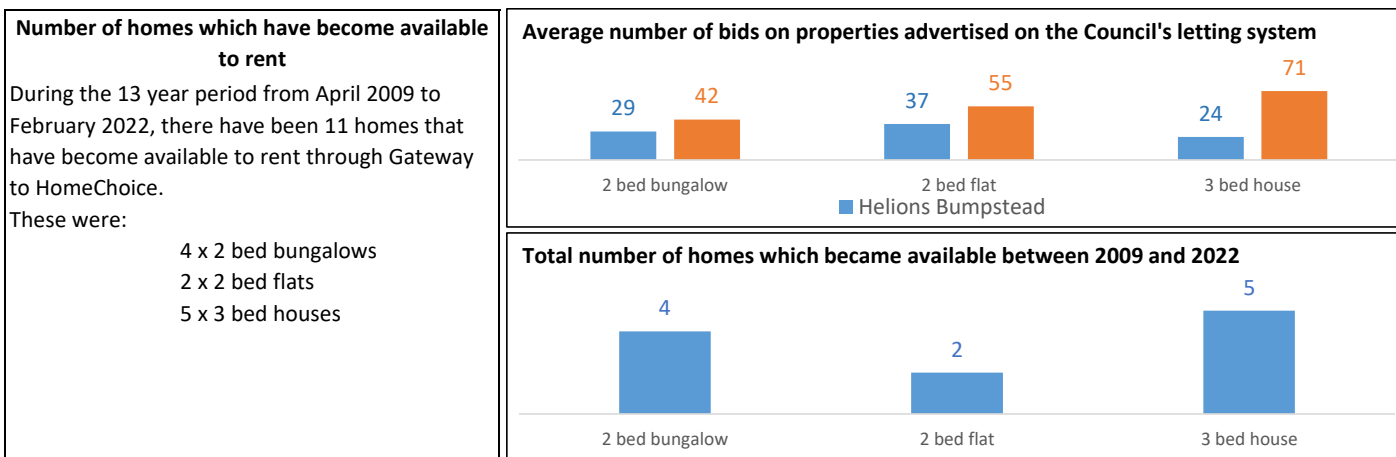


Housing Association homes to rent in Helions Bumpstead

There were 24 Housing Association homes to rent in Helions Bumpstead as at March 2022.



Lettings history in Helions Bumpstead



Applicants waiting for a housing association home to rent

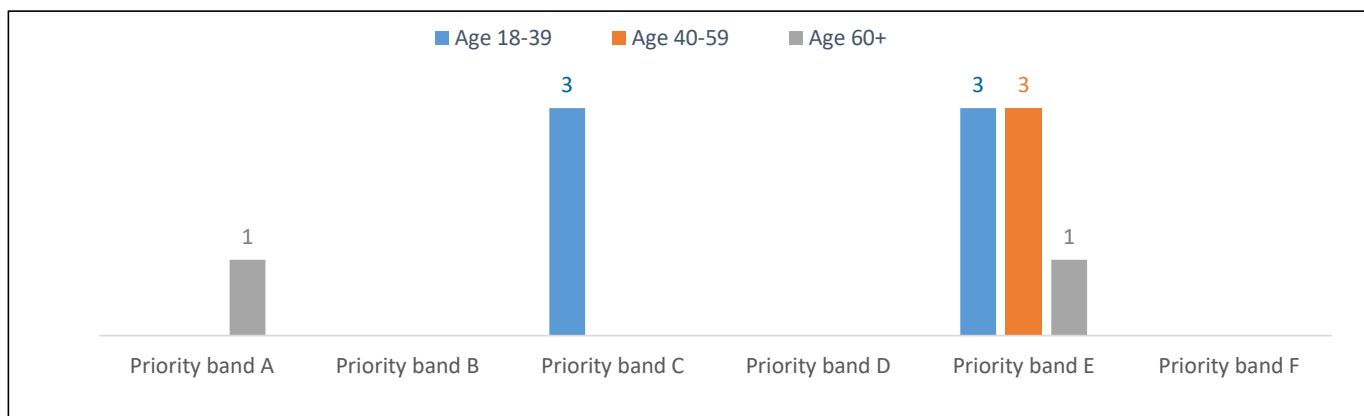
There was 1 household registered on Braintree District Council's system (Gateway to HomeChoice) waiting for housing association homes (households with a current address in the village as at March 2022):

Priority band A	Priority band B	Priority band C	Other bands D to F
0 Applicants	0 Applicants	0 Applicants	1 Applicant

For more information about the priority 'bands' (A to F) for housing applications, please see the guide to the data.

Applicants in Helions Bumpstead and surrounding villages

There were 11 households registered for housing association homes with a current address in Helions Bumpstead and surrounding villages (Sturmer, Steeple Bumpstead and Birdbrook) at March 2022. These are broken down into the priority 'bands' A to F:



Priority band A	Priority band B	Priority band C	Other bands D to F
1	0	3	7

The property size (number of bedrooms) needed by all applicants:

Age Group	1 bed	2 bed	3 bed	4 bed	5+ bed	Total
Age 18-39	3	2	1	0	0	6
Age 40-59	0	1	2	0	0	3
Age 60+	2	0	0	0	0	2
Total	5	3	3	0	0	11

Priority Band	1 bed	2 bed	3 bed	4 bed	5+ bed	Total
Priority band A	1	0	0	0	0	1
Priority band B	0	0	0	0	0	0
Priority band C	2	1	0	0	0	3
Other bands D to F	2	2	3	0	0	7
Total	5	3	3	0	0	11