



www.braintree.gov.uk/housing/housing-statnav

Key Housing Needs Statistics

Hatfield Peverel

Snapshot: January 2021

To be read in conjunction with the
'Guide to Key Housing Needs Statistics – Larger villages'

For all sources, more detailed housing needs data and a full guide to how to read this data, please visit the Housing StatNav website.



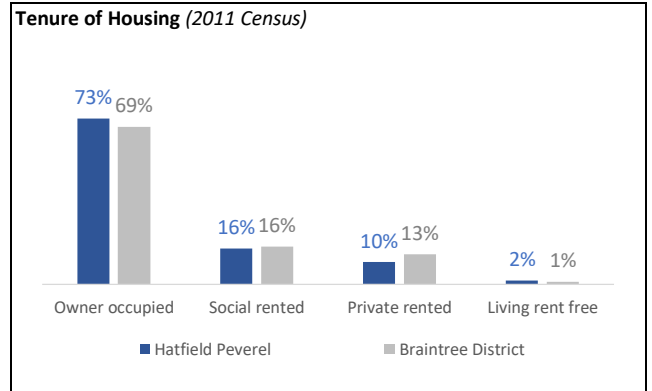
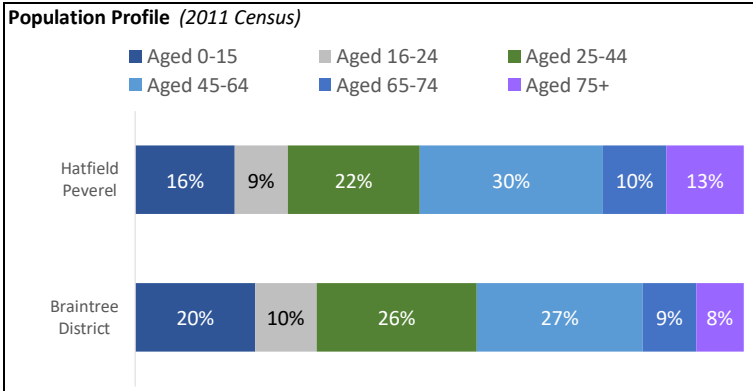
Key Housing Needs Statistics

Snapshot: January 2021



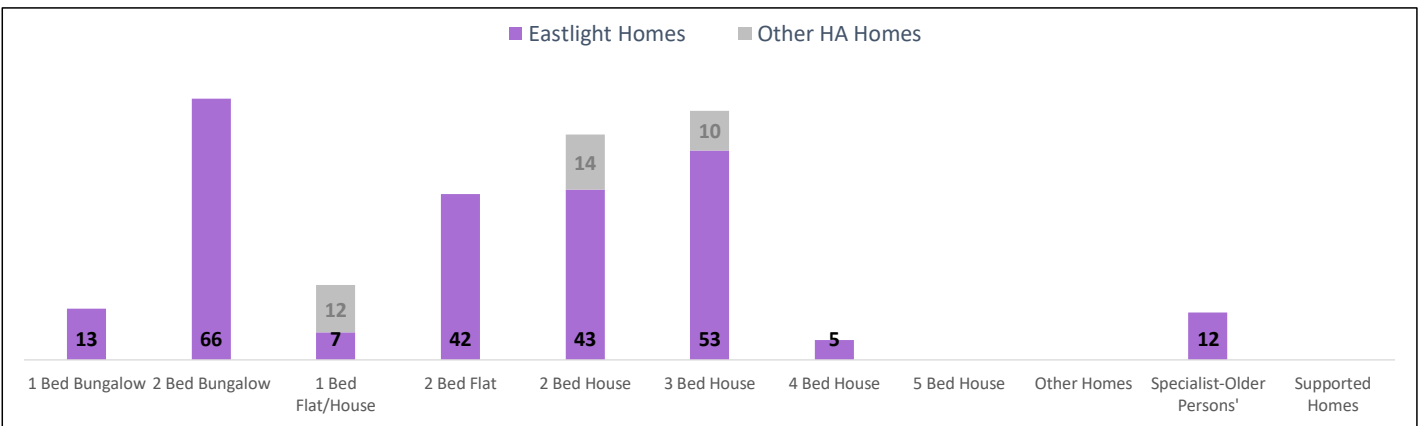
Hatfield Peverel

Key statistics: Population (2011 Census) - 4,376 Households (2011 Census) - 1,813
 The Hatfield Peverel population is 3.0% of the total Braintree District population (147,084)



Housing Association homes to rent in Hatfield Peverel

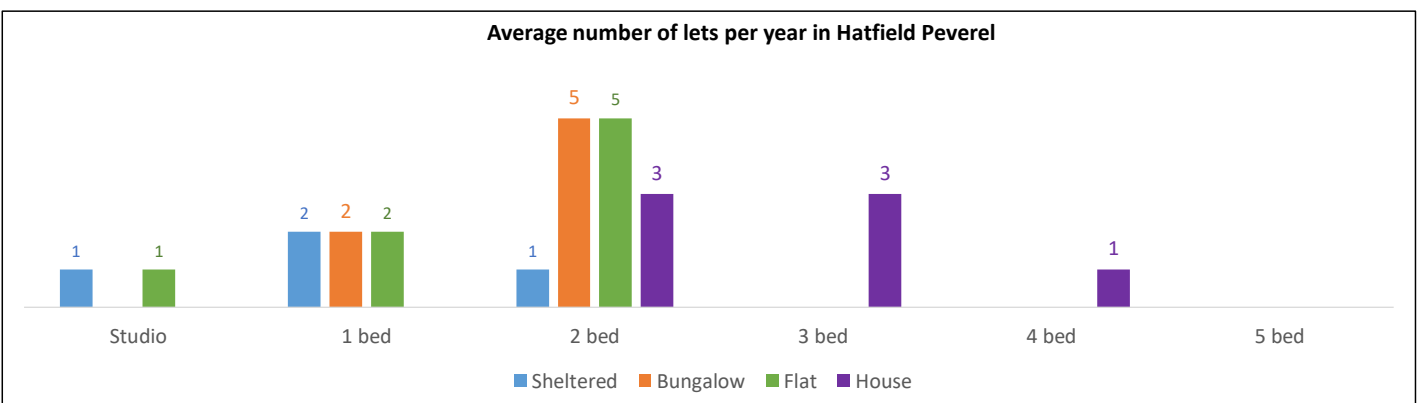
There were 277 Housing Association homes to rent in Hatfield Peverel as at January 2021.



Bungalows		Flats			Houses				Specialist-older persons'	Supported	Other	TOTAL
1 bed	2 bed	1 bed	2 bed	3 bed	2 bed	3 bed	4 bed	5 bed				
13	66	19	42	0	57	63	5	0	12	0	0	277

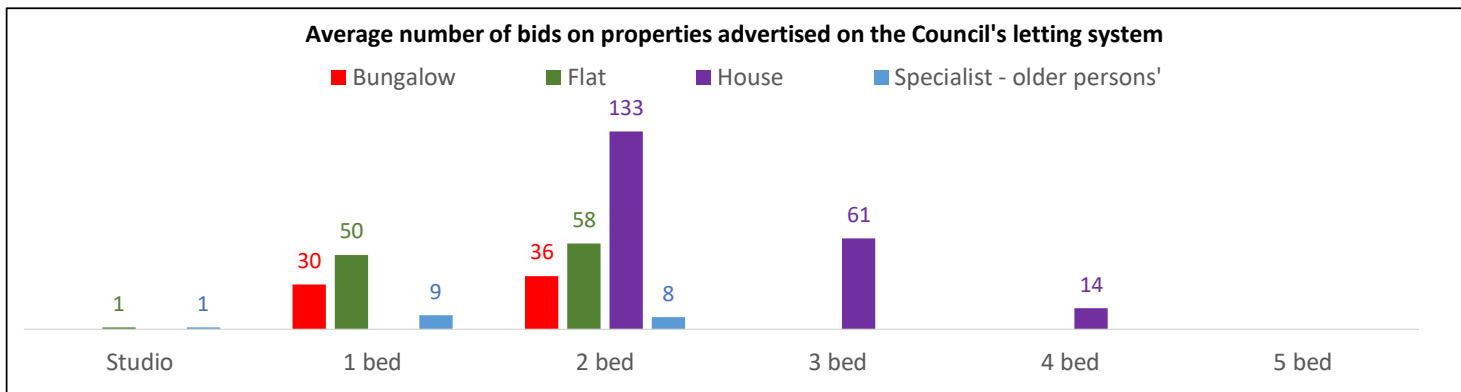
Lettings history in Hatfield Peverel

Number of lets per year of rented housing association homes (average from May 2009 to January 2021):



Number of bids per property in Hatfield Peverel

The average number of bids made for each property type which became available on the Council's lettings system between May 2009 and January 2021:



Applicants waiting for a housing association home to rent

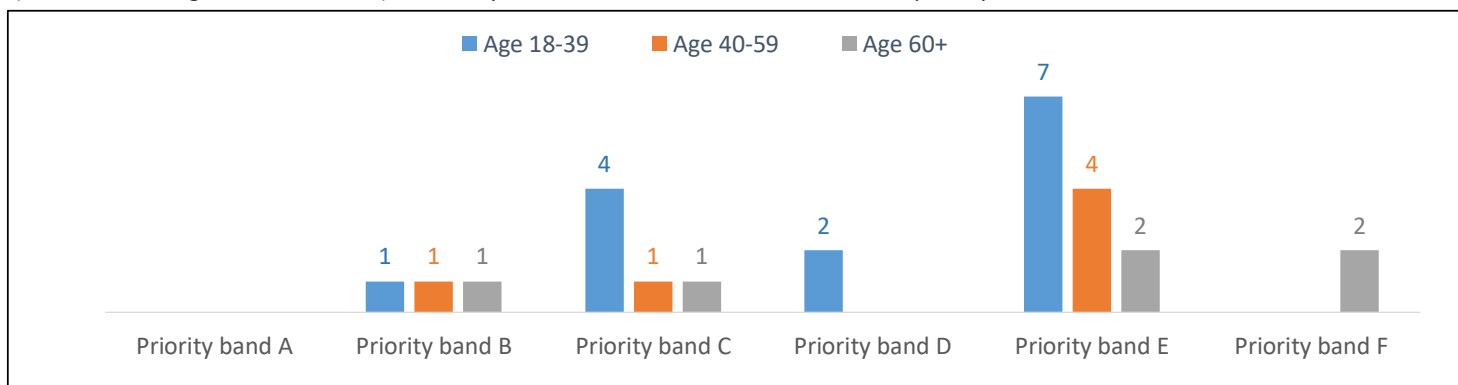
There were 26 households registered on Braintree District Council's system (Gateway to HomeChoice) waiting for housing association homes (households with a current address in the village as at January 2021):

Priority band A	Priority band B	Priority band C	Other bands D to F
0 Applicants	3 Applicants	6 Applicants	17 Applicants

For more information about the priority 'bands' (A to F) for housing applications, please see the guide to the data.

Applicants in Hatfield Peverel and surrounding villages

There were 26 households registered for housing association homes with a current address in Hatfield Peverel and surrounding villages (Fairstead, Terling and Faulkbourne) at January 2021. These are broken down into the priority 'bands' A to F:



Priority band A	Priority band B	Priority band C	Other bands D to F
0	3	6	17

The property size (number of bedrooms) needed by all applicants:

	1 bed	2 bed	3 bed	4 bed	5+ bed	Total
Age 18-39	3	8	3	0	0	14
Age 40-59	4	1	1	0	0	6
Age 60+	4	2	0	0	0	6
Total	11	11	4	0	0	26

	1 bed	2 bed	3 bed	4 bed	5+ bed	Total
Priority band A	0	0	0	0	0	0
Priority band B	1	0	2	0	0	3
Priority band C	0	6	0	0	0	6
Other bands D to F	10	5	2	0	0	17
Total	11	11	4	0	0	26