



[www.braintree.gov.uk/housing/housing-statnav](http://www.braintree.gov.uk/housing/housing-statnav)

## Key Housing Needs Statistics

### Greenstead Green & Halstead Rural

Snapshot: March 2022

To be read in conjunction with the  
'Guide to Key Housing Needs Statistics - Villages'

For all sources, more detailed housing needs data and a full guide to how to read this data, please visit the Housing StatNav website.



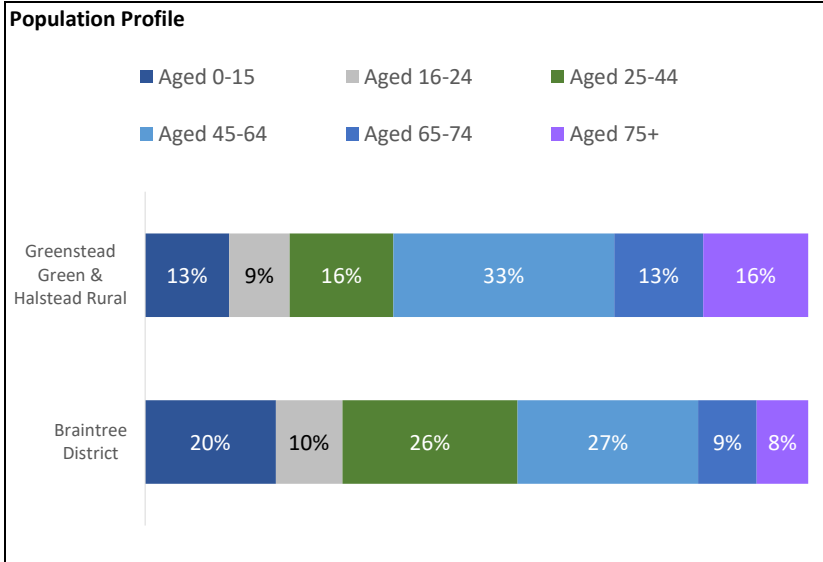
# Key Housing Needs Statistics

Snapshot: March 2022



## Greenstead Green & Halstead Rural

### About the Parish of Greenstead Green & Halstead Rural

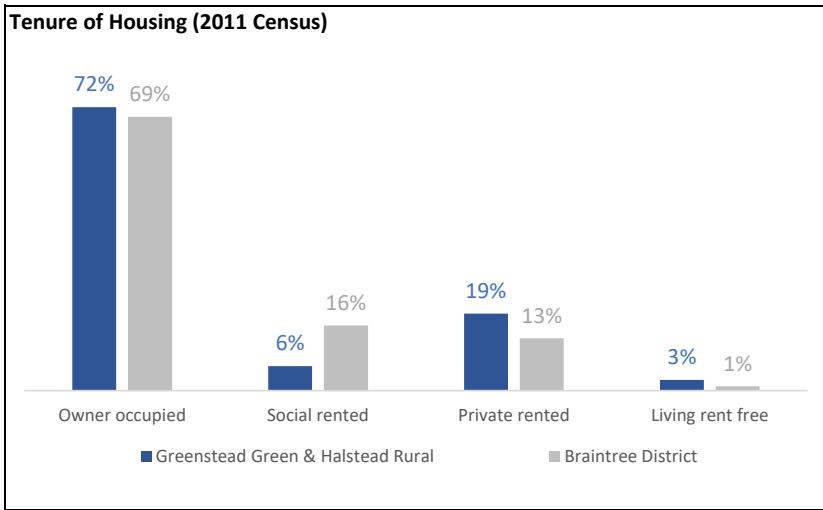


**Key Parish Statistics**

- Population (2011 Census) - 670
- Households (2011 Census) - 257
- The population is 0.5% of the total Braintree District population (147,084)

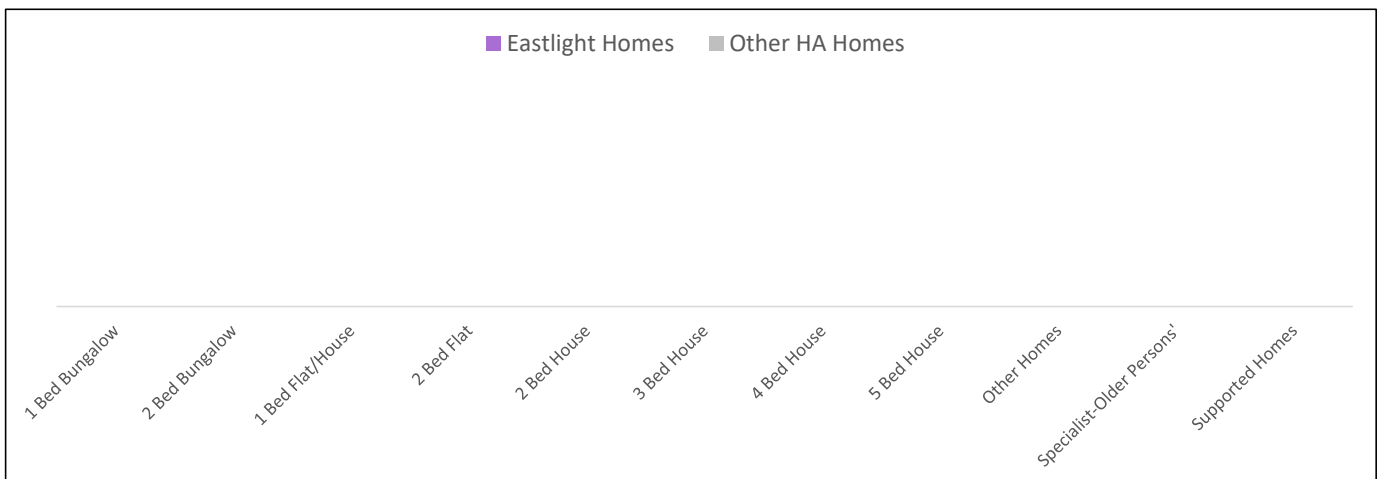
**Higher proportion of single and couple households over the age of 65**  
 15% of households are couples both over the age of 65, compared to the Braintree District and East of England proportions of 9%

**Lower level of employment**  
 Just 1% of people aged 16-74 are unemployed and actively seeking employment, compared to 4% across the District

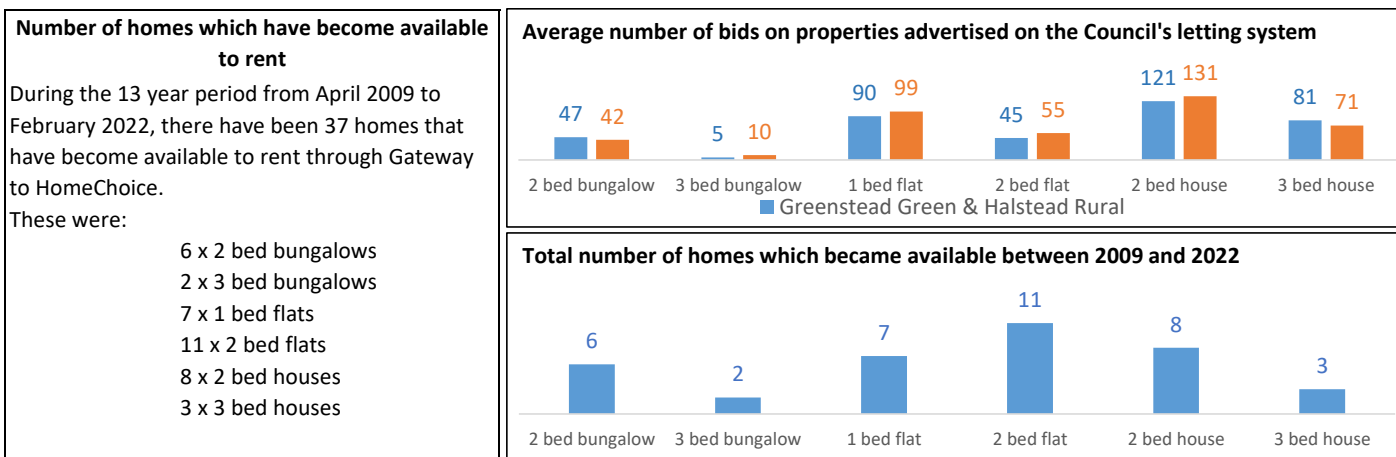


### Housing Association homes to rent in Greenstead Green & Halstead Rural

There were 0 Housing Association homes to rent in Greenstead Green & Halstead Rural as at March 2022.



## Lettings history in Greenstead Green & Halstead Rural



## Applicants waiting for a housing association home to rent

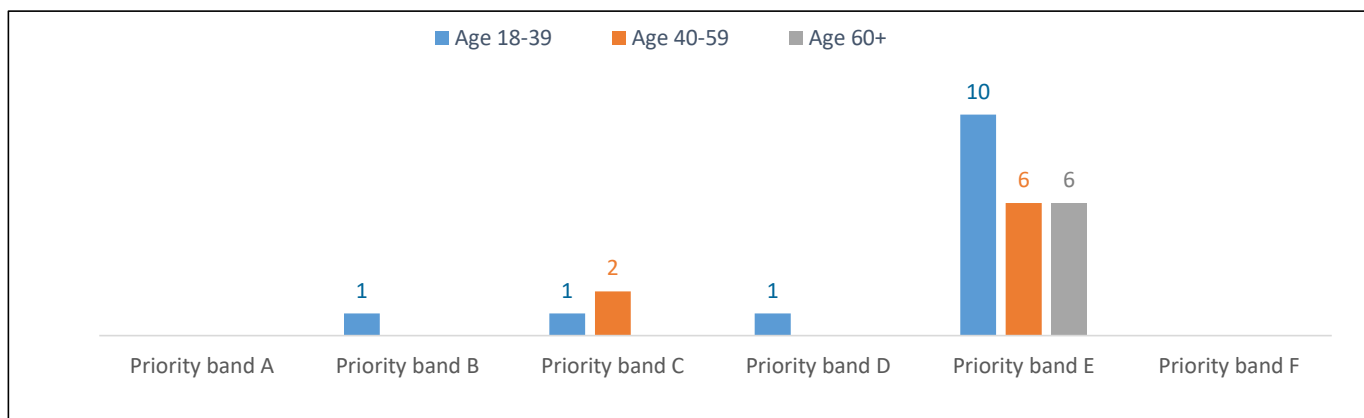
There were 6 households registered on Braintree District Council's system (Gateway to HomeChoice) waiting for housing association homes (households with a current address in the village as at March 2022):

Priority band A	Priority band B	Priority band C	Other bands D to F
0 Applicants	0 Applicants	0 Applicants	6 Applicants

For more information about the priority 'bands' (A to F) for housing applications, please see the guide to the data.

## Applicants in Greenstead Green & Halstead Rural and surrounding villages

There were 27 households registered for housing association homes with a current address in Greenstead Green & Halstead Rural and surrounding villages (Stisted, Colne Engaine and Gosfield) at March 2022. These are broken down into the priority 'bands' A to F:



Priority band A	Priority band B	Priority band C	Other bands D to F
0	1	3	23

The property size (number of bedrooms) needed by all applicants:

Age Group	1 bed	2 bed	3 bed	4 bed	5+ bed	Total
Age 18-39	4	7	2	0	0	13
Age 40-59	5	2	1	0	0	8
Age 60+	5	1	0	0	0	6
Total	14	10	3	0	0	27

Priority Band	1 bed	2 bed	3 bed	4 bed	5+ bed	Total
Priority band A	0	0	0	0	0	0
Priority band B	0	0	1	0	0	1
Priority band C	3	0	0	0	0	3
Other bands D to F	11	10	2	0	0	23
Total	14	10	3	0	0	27