



[www.braintree.gov.uk/housing/housing-statnav](http://www.braintree.gov.uk/housing/housing-statnav)

## Key Housing Needs Statistics

### Great Yeldham

Snapshot: March 2022

To be read in conjunction with the  
'Guide to Key Housing Needs Statistics – Larger villages'

For all sources, more detailed housing needs data and a full guide to how to read this data, please visit the Housing StatNav website.



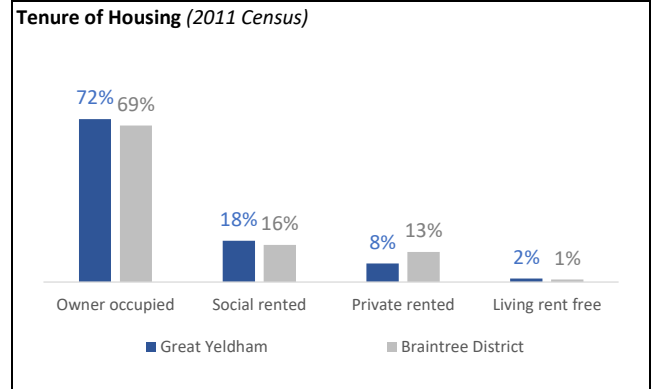
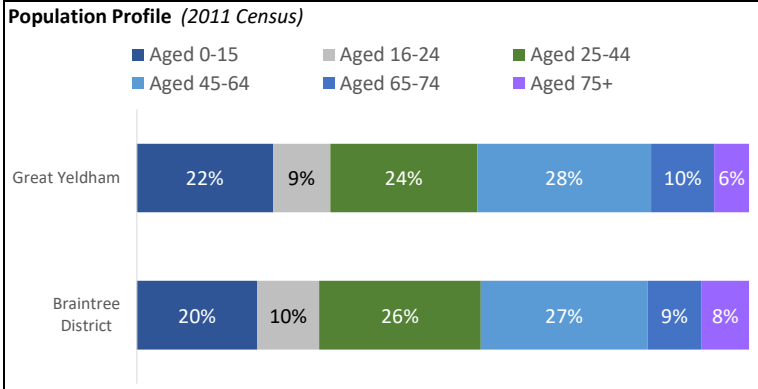
# Key Housing Needs Statistics

Snapshot: March 2022



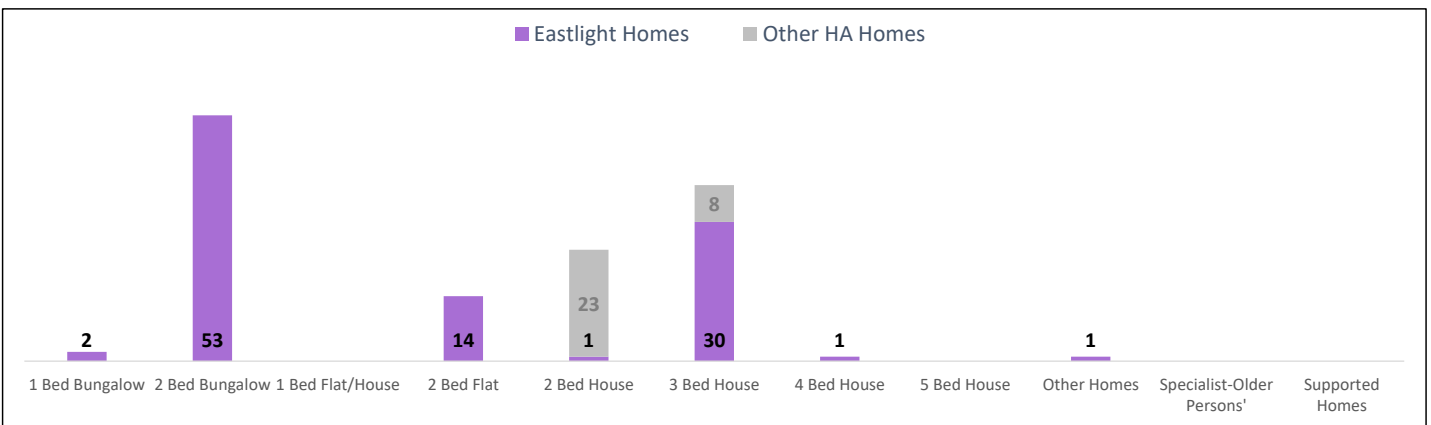
## Great Yeldham

**Key statistics:** Population (2011 Census) - 1,844      Households (2011 Census) - 711  
 The Great Yeldham population is 1.3% of the total Braintree District population (147,084)



## Housing Association homes to rent in Great Yeldham

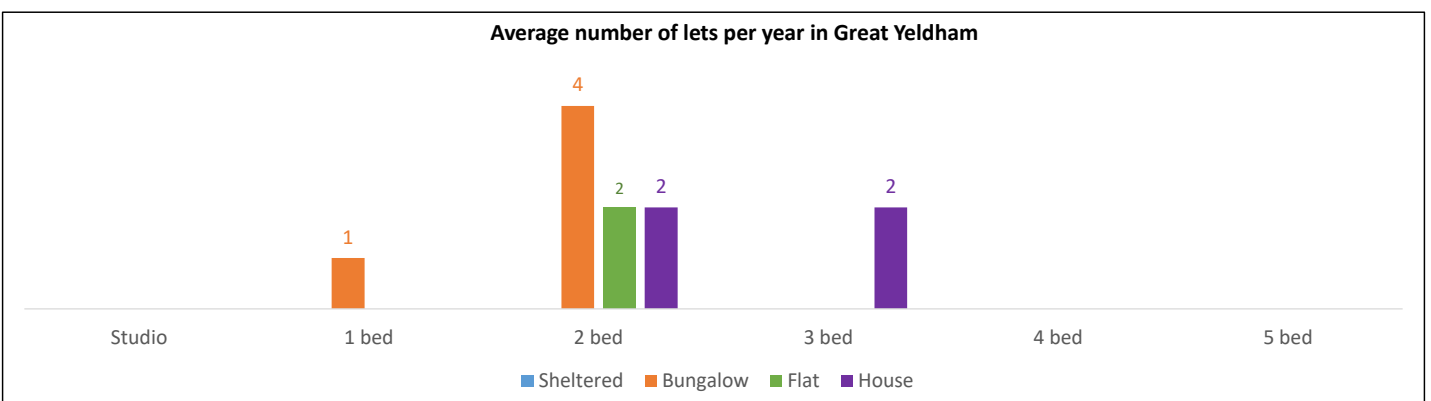
There were 133 Housing Association homes to rent in Great Yeldham as at March 2022.



Bungalows		Flats			Houses				Specialist-older persons'	Supported	Other	TOTAL
1 bed	2 bed	1 bed	2 bed	3 bed	2 bed	3 bed	4 bed	5 bed				
2	53	0	14	0	24	38	1	0	0	0	1	133

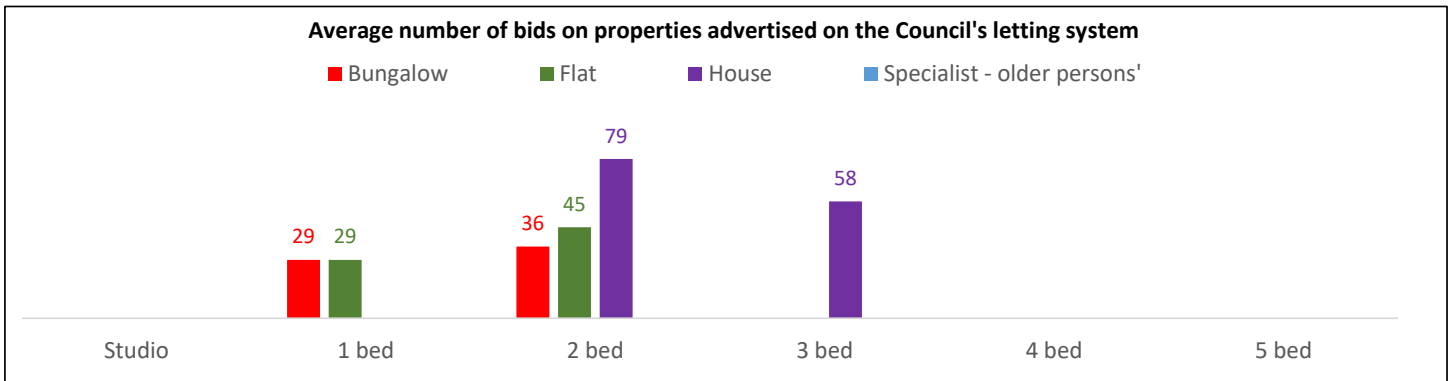
## Lettings history in Great Yeldham

Number of lets per year of rented housing association homes (average from May 2009 to February 2022):



## Number of bids per property in Great Yeldham

The average number of bids made for each property type which became available on the Council's lettings system between May 2009 and February 2022:



## Applicants waiting for a housing association home to rent

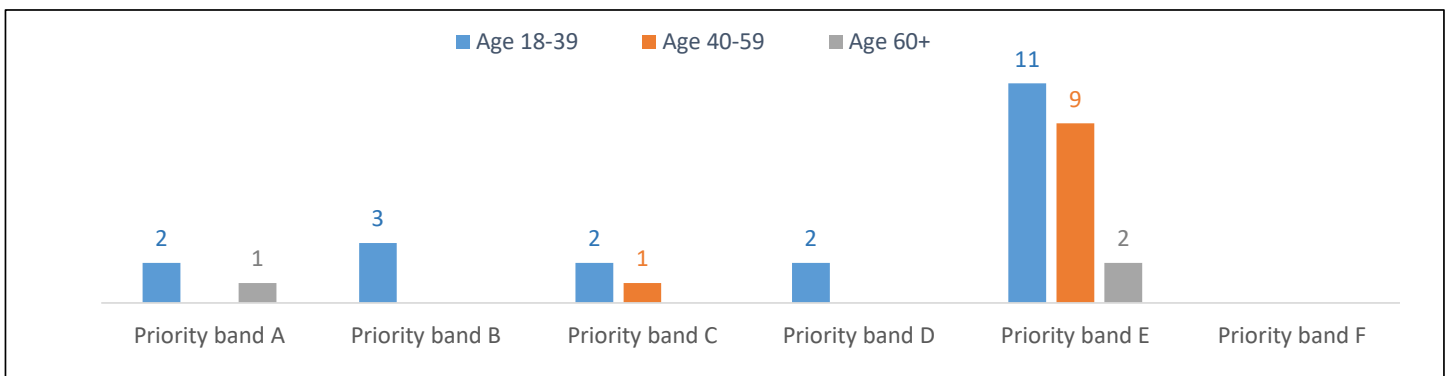
There were 21 households registered on Braintree District Council's system (Gateway to HomeChoice) waiting for housing association homes (households with a current address in the village as at March 2022):

Priority band A	Priority band B	Priority band C	Other bands D to F
2 Applicants	2 Applicants	1 Applicant	16 Applicants

For more information about the priority 'bands' (A to F) for housing applications, please see the guide to the data.

## Applicants in Great Yeldham and surrounding villages

There were 33 households registered for housing association homes with a current address in Great Yeldham and surrounding villages (Toppesfield, Little Yeldham, Ridgewell and Castle Hedingham) at March 2022. These are broken down into the priority 'bands' A to F:



Priority band A	Priority band B	Priority band C	Other bands D to F
3	3	3	24

The property size (number of bedrooms) needed by all applicants:

	1 bed	2 bed	3 bed	4 bed	5+ bed	Total
Age 18-39	4	7	8		1	20
Age 40-59	2	6	2			10
Age 60+	1	2				3
<b>Total</b>	<b>7</b>	<b>15</b>	<b>10</b>	<b>0</b>	<b>1</b>	<b>33</b>

	1 bed	2 bed	3 bed	4 bed	5+ bed	Total
Priority band A		1	2			3
Priority band B			2		1	3
Priority band C	1	2				3
Other bands D to F	6	12	6			24
<b>Total</b>	<b>7</b>	<b>15</b>	<b>10</b>	<b>0</b>	<b>1</b>	<b>33</b>