



www.braintree.gov.uk/housing/housing-statnav

Key Housing Needs Statistics

Braintree & Bocking

Snapshot: October 2024

To be read in conjunction with the
'Guide to Key Housing Needs Statistics – Towns'

For all sources, more detailed housing needs data and
a full guide to how to read this data, please visit the
Housing StatNav website.



Key Housing Needs Statistics

Snapshot: October 2024



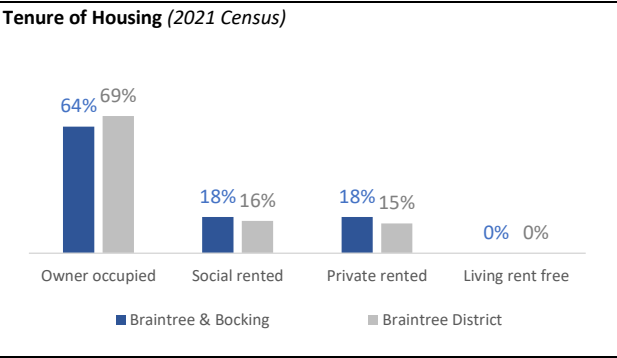
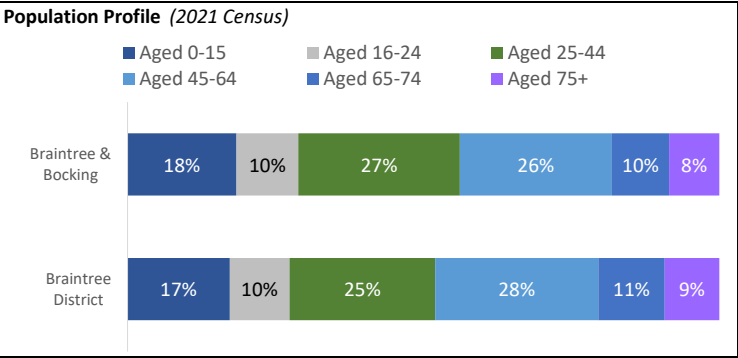
Braintree & Bocking

Key statistics:

Population (2021 Census) - 44,563

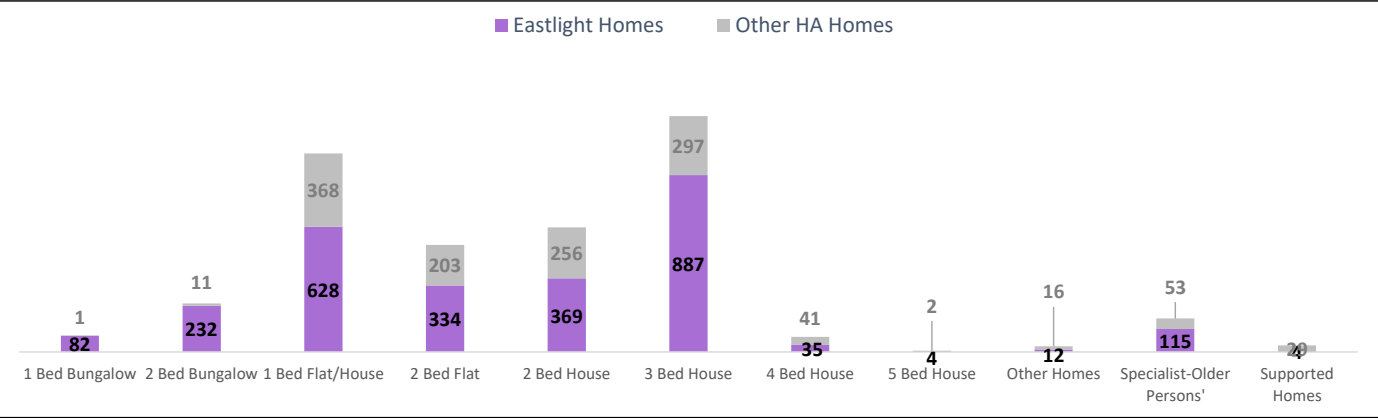
Households (2021 Census) - 18,753

The Braintree & Bocking population is 28.7% of the total Braintree District population (155,233)



Housing Association homes to rent in Braintree & Bocking

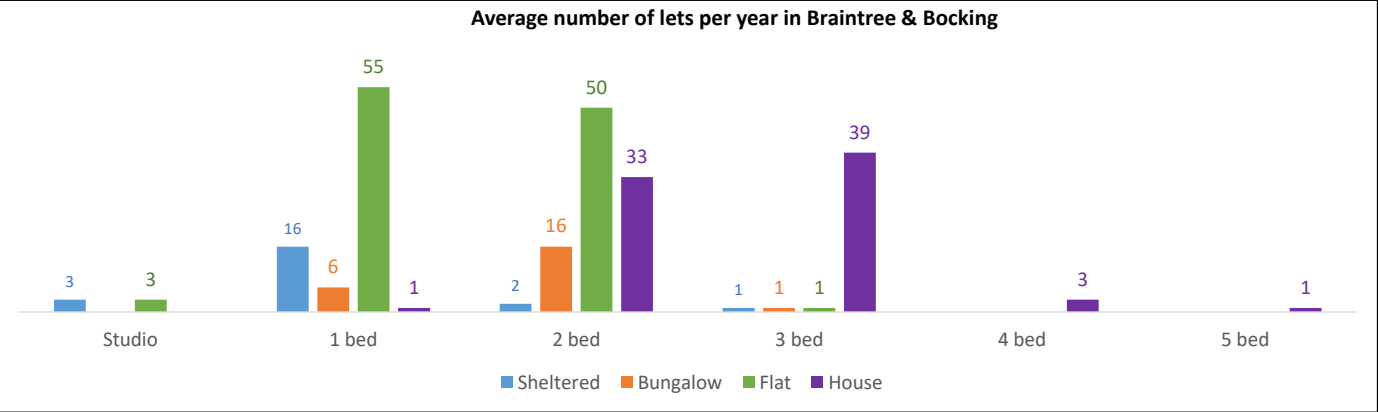
There were 3,979 Housing Association homes to rent in Braintree & Bocking as at October 2024



Bungalows		Flats			Houses				Specialist-older persons'	Supported	Other	TOTAL
1 bed	2 bed	1 bed	2 bed	3 bed	2 bed	3 bed	4 bed	5 bed				
83	243	996	537	0	625	1,184	76	6	168	33	28	3,979

Lettings history in Braintree & Bocking

Number of lets per year of rented housing association homes (average from May 2009 to September 2024):



Applicants waiting for a housing association home to rent in Braintree & Bocking

There were 1010 households registered on Braintree District Council's system (Gateway to HomeChoice) waiting for housing association homes (households with a current address in the town as at October 2024):

Priority band A	Priority band B	Priority band C	Other bands D to F
24 Applicants	110 Applicants	154 Applicants	722 Applicants

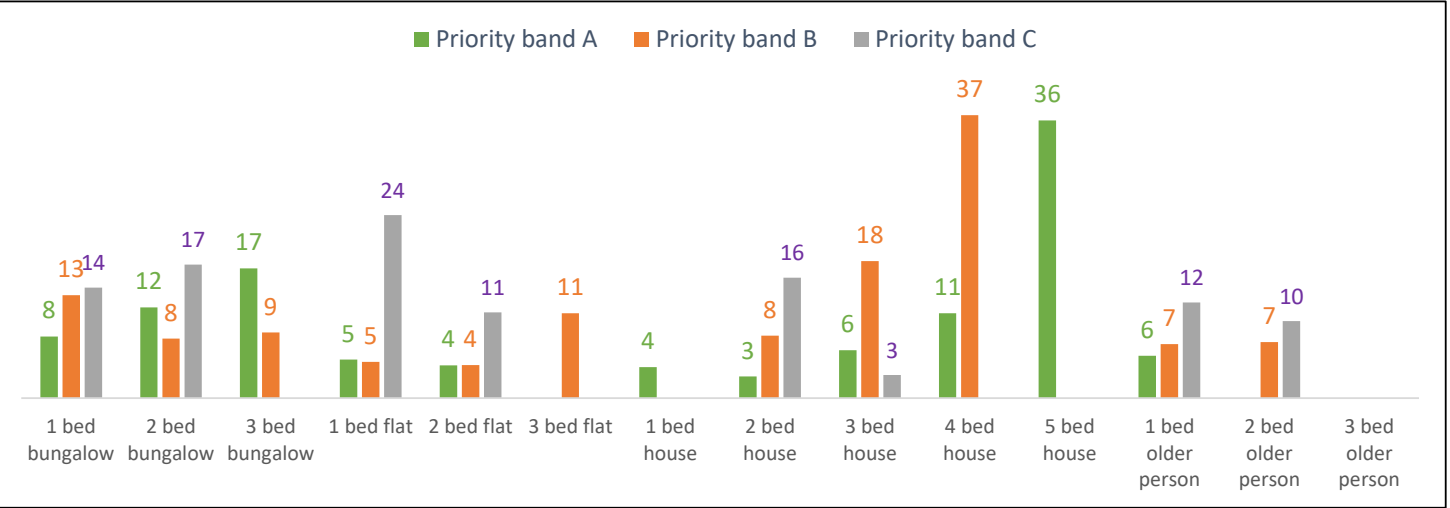
For more information about the priority 'bands' (A to F) for housing applications, please see the guide to the data.

The property size (number of bedrooms) needed by all applicants:

	1 bed	2 bed	3 bed	4 bed	5+ bed	Total
Age 18-39	180	209	131	17	2	539
Age 40-59	141	92	62	18	0	313
Age 60+	126	30	2	0	0	158
Total	447	331	195	35	2	1010

Average waiting times in months for a home in Braintree & Bocking

Average waiting times in months from all lets (October 2022 to September 2024), split by the application priority band:



Proportion of Braintree & Bocking applications housed in last four years

The proportion of Braintree & Bocking applicants, who have been on the housing register at any time in the last four years and were housed at least once in the four year period.

