



[www.braintree.gov.uk/housing/housing-statnav](http://www.braintree.gov.uk/housing/housing-statnav)

## Key Housing Needs Statistics

### Great Maplestead

Snapshot: March 2022

To be read in conjunction with the  
'Guide to Key Housing Needs Statistics - Villages'

For all sources, more detailed housing needs data and a full guide to how to read this data, please visit the Housing StatNav website.



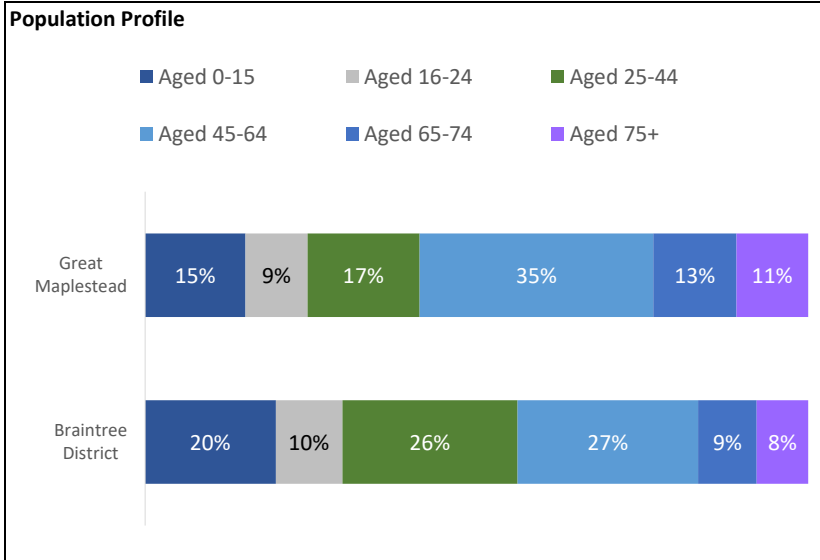
# Key Housing Needs Statistics

Snapshot: March 2022



## Great Maplestead

### About the Parish of Great Maplestead

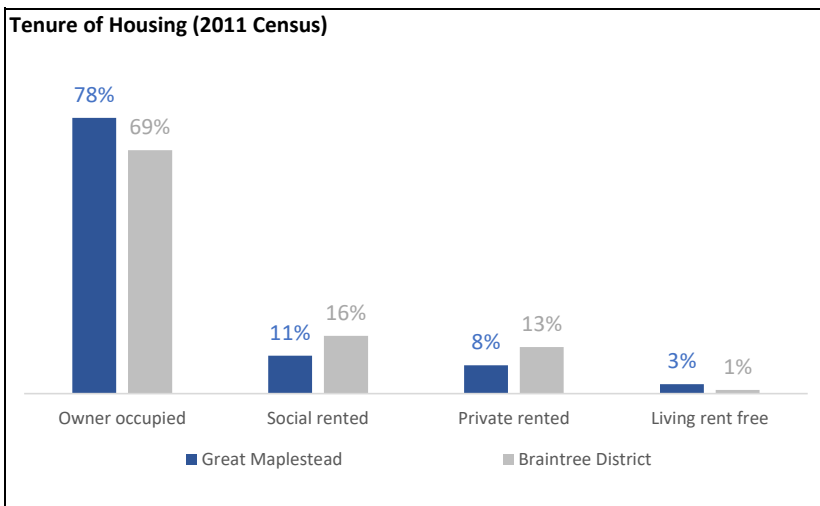


**Key Parish Statistics**

- Population (2011 Census) - 343
- Households (2011 Census) - 148
- The population is 0.2% of the total Braintree District population (147,084)

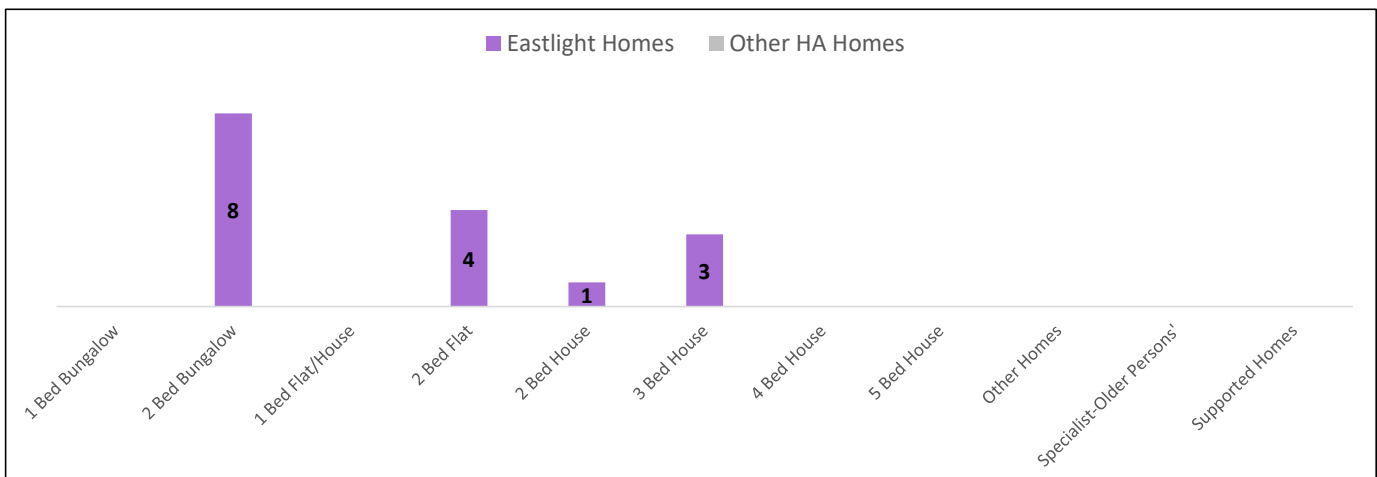
**High proportion of single and couple households over the age of 65**  
 29% of households are singles or couples over the age of 65, compared to 21% across the whole of Braintree District

**Slightly higher proportion of people are 'economically inactive' (retired, carers and homemakers etc)**  
 31% of people aged 16-74 are 'economically inactive', compared to the 26% District figure, but only 1% are unemployed, compared with the 4% District average

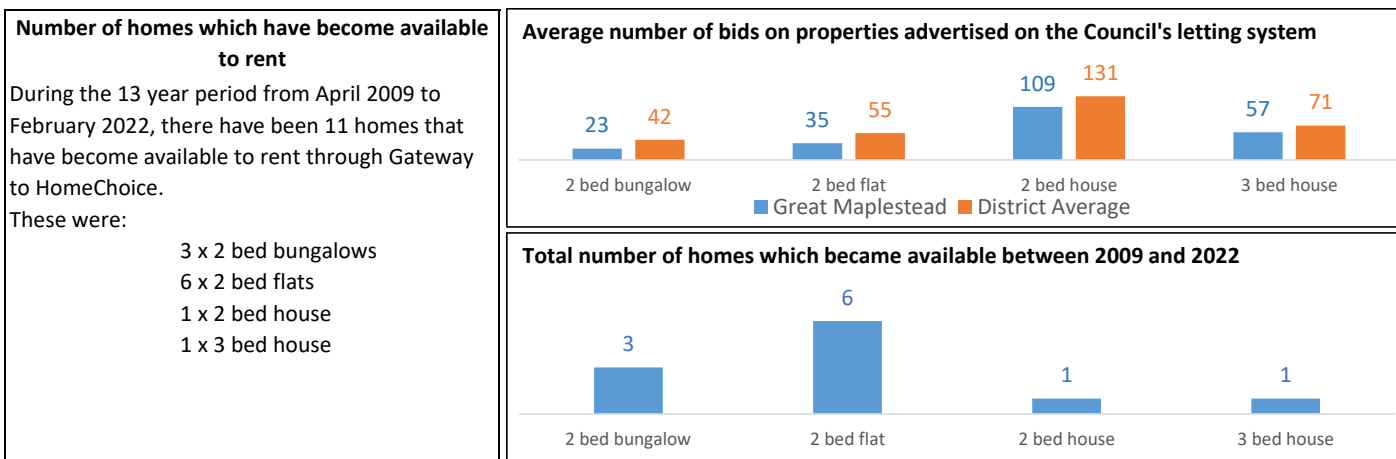


### Housing Association homes to rent in Great Maplestead

There were 16 Housing Association homes to rent in Great Maplestead as at March 2022.



## Lettings history in Great Maplestead



## Applicants waiting for a housing association home to rent

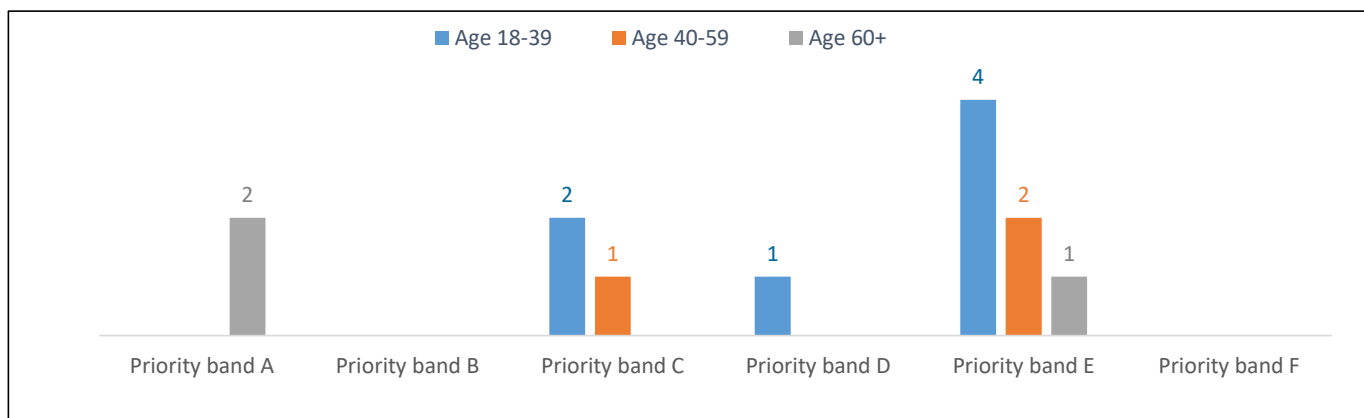
There was 1 household registered on Braintree District Council's system (Gateway to HomeChoice) waiting for housing association homes (households with a current address in the village as at March 2022):

Priority band A	Priority band B	Priority band C	Other bands D to F
0 Applicants	0 Applicants	1 Applicant	0 Applicants

For more information about the priority 'bands' (A to F) for housing applications, please see the guide to the data.

## Applicants in Great Maplestead and surrounding villages

There were 13 households registered for housing association homes with a current address in Great Maplestead and surrounding villages (Castle Hedingham, Wickham St. Paul, Gestingthorpe and Little Maplestead) at March 2022. These are broken down into the priority 'bands' A to F:



Priority band A	Priority band B	Priority band C	Other bands D to F
2	0	3	8

The property size (number of bedrooms) needed by all applicants:

Age Group	1 bed	2 bed	3 bed	4 bed	5+ bed	Total
Age 18-39	3	4	0	0	0	7
Age 40-59	2	1	0	0	0	3
Age 60+	1	2	0	0	0	3
Total	6	7	0	0	0	13

Priority Band	1 bed	2 bed	3 bed	4 bed	5+ bed	Total
Priority band A	0	2	0	0	0	2
Priority band B	0	0	0	0	0	0
Priority band C	1	2	0	0	0	3
Other bands D to F	5	3	0	0	0	8
Total	6	7	0	0	0	13