



www.braintree.gov.uk/housing/housing-statnav

Key Housing Needs Statistics

Great Maplestead

Snapshot: January 2021

To be read in conjunction with the
'Guide to Key Housing Needs Statistics - Villages'

For all sources, more detailed housing needs data and
a full guide to how to read this data, please visit the
Housing StatNav website.



Key Housing Needs Statistics

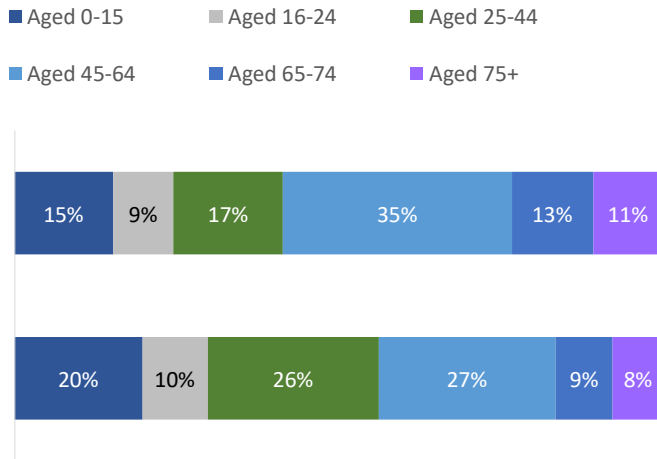
Snapshot: January 2021



Great Maplestead

About the Parish of Great Maplestead

Population Profile



Key Parish Statistics

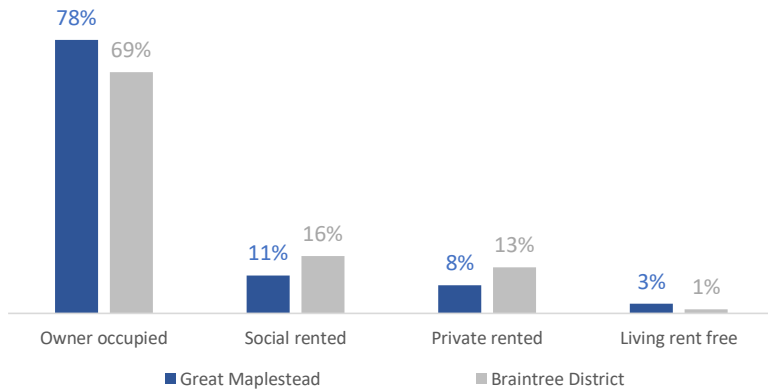
- Population (2011 Census) - 343
- Households (2011 Census) - 148
- The population is 0.2% of the total Braintree District population (147,084)

High proportion of single and couple households over the age of 65

29% of households are singles or couples over the age of 65, compared to 21% across the whole of Braintree District



Tenure of Housing (2011 Census)



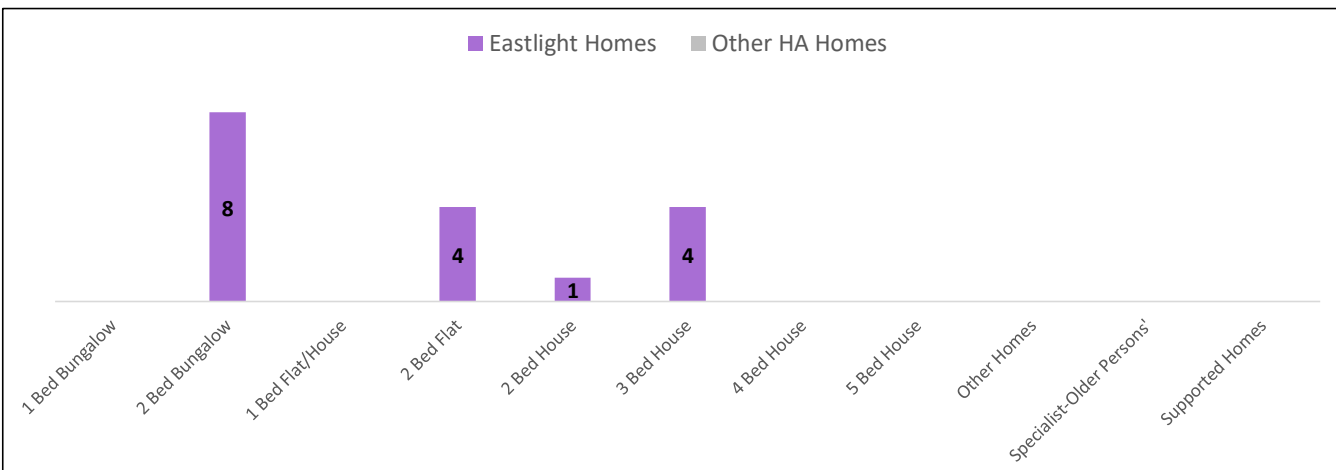
Slightly higher proportion of people are 'economically inactive' (retired, carers and homemakers etc)



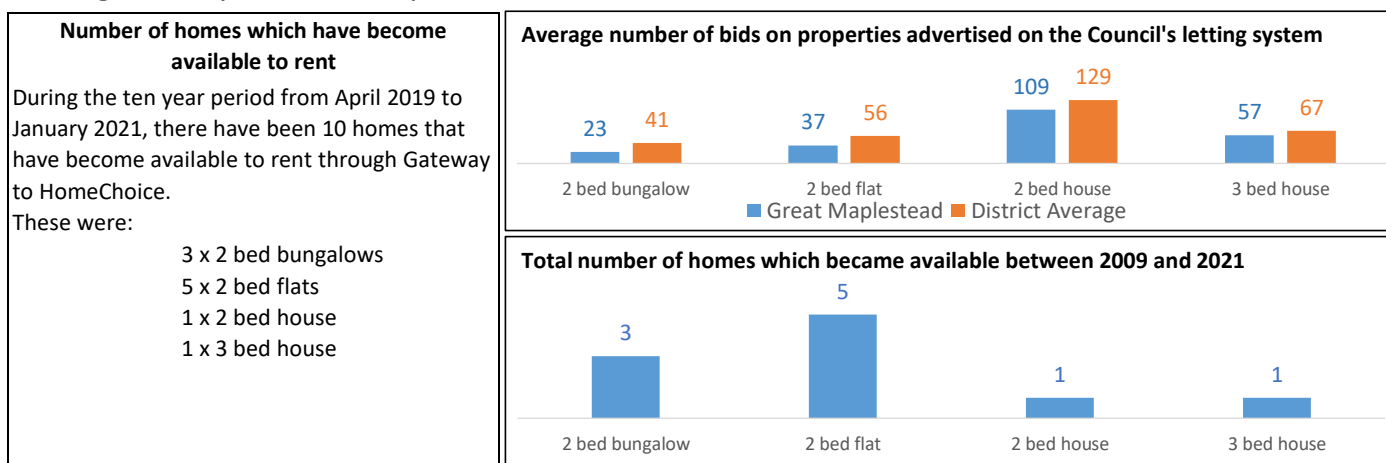
31% of people aged 16-74 are 'economically inactive', compared to the 26% District figure, but only 1% are unemployed, compared with the 4% District average

Housing Association homes to rent in Great Maplestead

There were 17 Housing Association homes to rent in Great Maplestead as at January 2021.



Lettings history in Great Maplestead



Applicants waiting for a housing association home to rent

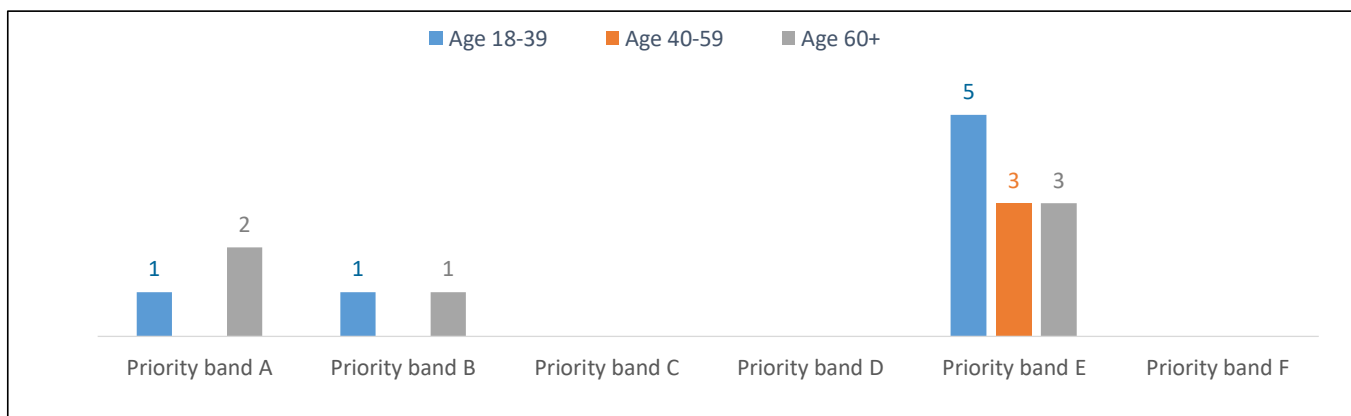
There were 3 households registered on Braintree District Council's system (Gateway to HomeChoice) waiting for housing association homes (households with a current address in the village as at January 2021):

Priority band A	Priority band B	Priority band C	Other bands D to F
1 Applicant	0 Applicants	0 Applicants	2 Applicants

For more information about the priority 'bands' (A to F) for housing applications, please see the guide to the data.

Applicants in Great Maplestead and surrounding villages

There were 16 households registered for housing association homes with a current address in Great Maplestead and surrounding villages (Castle Hedingham, Wickham St. Paul, Gestingthorpe and Little Maplestead) at January 2021. These are broken down into the priority 'bands' A to F:



Priority band A	Priority band B	Priority band C	Other bands D to F
3	2	0	11

The property size (number of bedrooms) needed by all applicants:

Age Group	1 bed	2 bed	3 bed	4 bed	5+ bed	Total
Age 18-39	3	2	2	0	0	7
Age 40-59	3	0	0	0	0	3
Age 60+	4	2	0	0	0	6
Total	10	4	2	0	0	16

Priority Band	1 bed	2 bed	3 bed	4 bed	5+ bed	Total
Priority band A	1	2	0	0	0	3
Priority band B	2	0	0	0	0	2
Priority band C	0	0	0	0	0	0
Other bands D to F	7	2	2	0	0	11
Total	10	4	2	0	0	16