



www.braintree.gov.uk/housing/housing-statnav

Key Housing Needs Statistics

Foxearth & Liston

Snapshot: January 2021

To be read in conjunction with the
'Guide to Key Housing Needs Statistics - Villages'

For all sources, more detailed housing needs data and a full guide to how to read this data, please visit the Housing StatNav website.



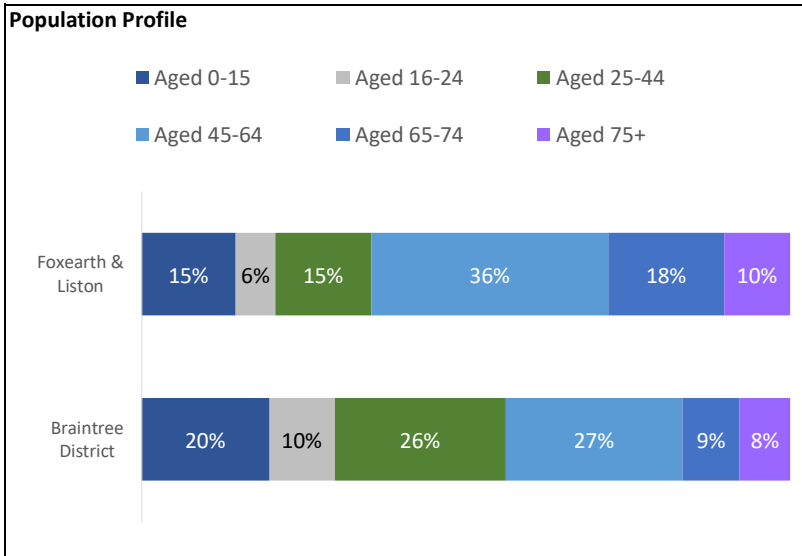
Key Housing Needs Statistics

Snapshot: January 2021



Foxearth & Liston

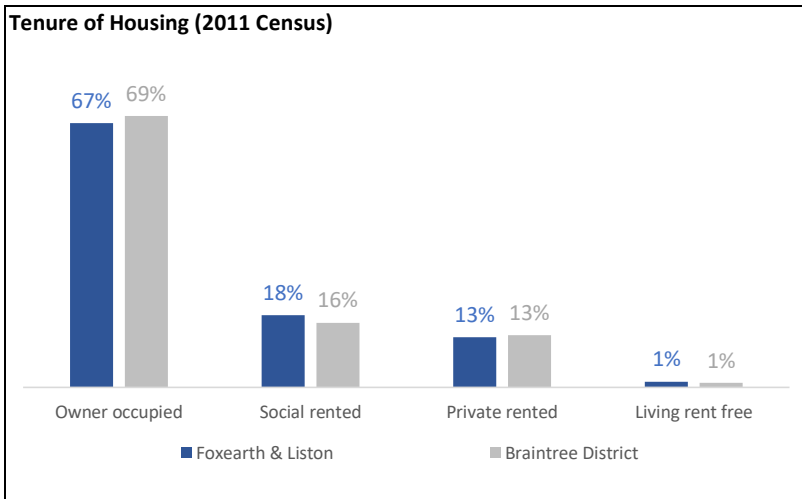
About the Parish of Foxearth & Liston



Key Parish Statistics

- Population (2011 Census) - 296
- Households (2011 Census) - 141
- The population is 0.2% of the total Braintree District population (147,084)

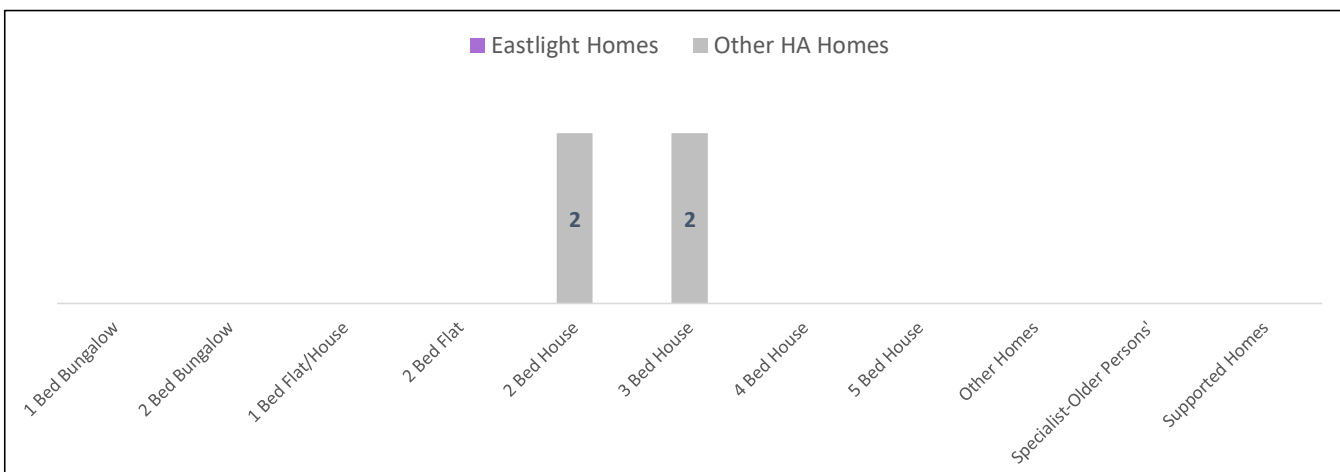
High proportion of single and couple households over the age of 65
 31% of households are singles or couples over the age of 65, compared to 21% across the whole of Braintree District



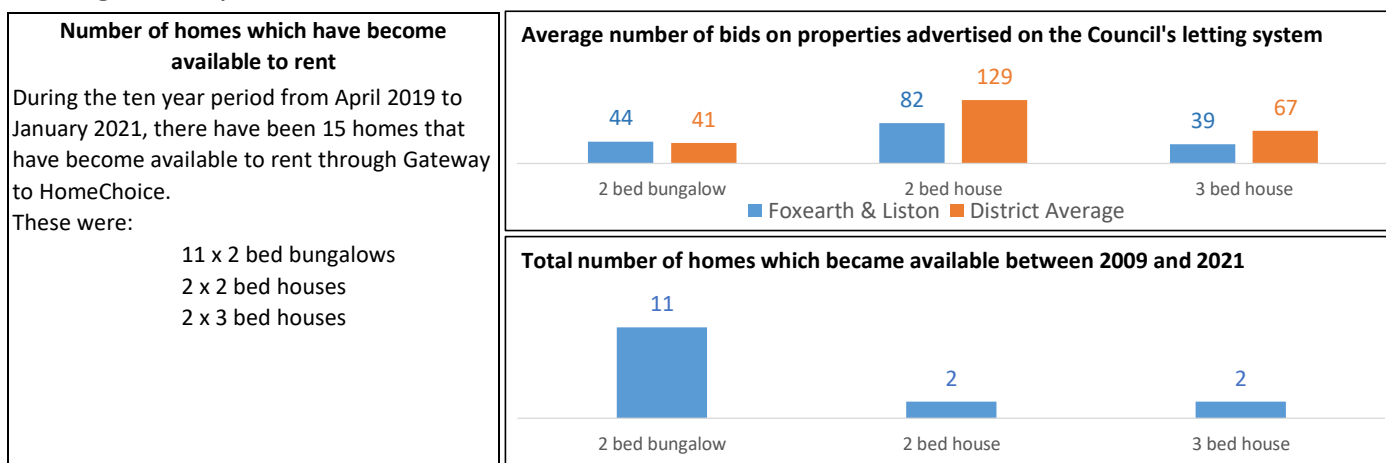
Over a third of people are 'economically inactive' (retired, carers and homemakers etc)
 37% of people aged 16-74 are 'economically inactive', compared to the 26% District and 28% East of England figures

Housing Association homes to rent in Foxearth & Liston

There were 4 Housing Association homes to rent in Foxearth & Liston as at January 2021.



Lettings history in Foxearth & Liston



Applicants waiting for a housing association home to rent

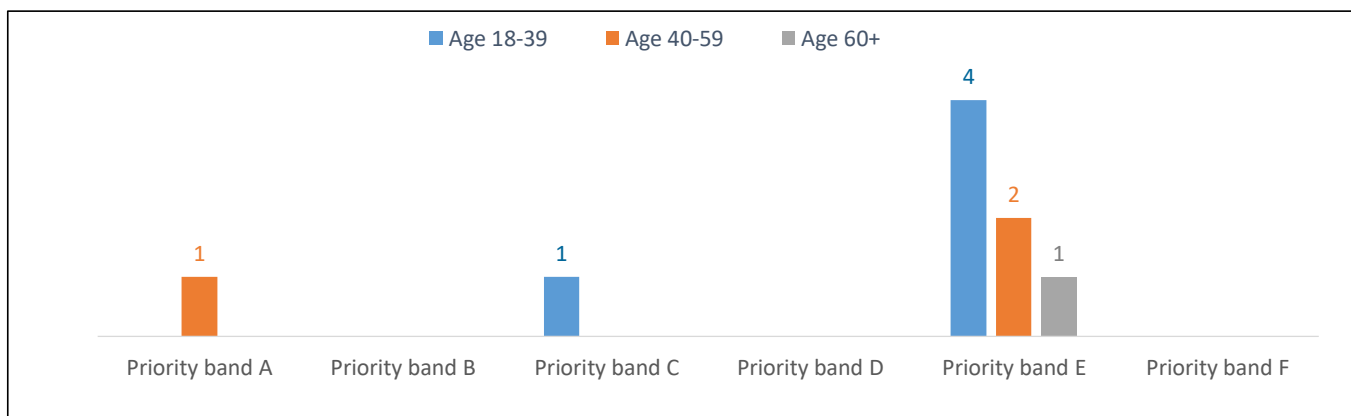
There were 4 households registered on Braintree District Council's system (Gateway to HomeChoice) waiting for housing association homes (households with a current address in the village as at January 2021):

Priority band A	Priority band B	Priority band C	Other bands D to F
1 Applicant	0 Applicants	0 Applicants	3 Applicants

For more information about the priority 'bands' (A to F) for housing applications, please see the guide to the data.

Applicants in Foxearth & Liston and surrounding villages

There were 9 households registered for housing association homes with a current address in Foxearth & Liston and surrounding villages (Pentlow, Borley, Belchamp St Paul, Belchamp Otten, Belchamp Walter and Bulmer) at January 2021. These are broken down into the priority 'bands' A to F:



Priority band A	Priority band B	Priority band C	Other bands D to F
1	0	1	7

The property size (number of bedrooms) needed by all applicants:

Age Group	1 bed	2 bed	3 bed	4 bed	5+ bed	Total
Age 18-39	1	4	0	0	0	5
Age 40-59	1	1	1	0	0	3
Age 60+	1	0	0	0	0	1
Total	3	5	1	0	0	9

Priority Band	1 bed	2 bed	3 bed	4 bed	5+ bed	Total
Priority band A	0	1	0	0	0	1
Priority band B	0	0	0	0	0	0
Priority band C	0	1	0	0	0	1
Other bands D to F	3	3	1	0	0	7
Total	3	5	1	0	0	9