



www.braintree.gov.uk/housing/housing-statnav

Key Housing Needs Statistics

Braintree District

Snapshot: July 2023

To be read in conjunction with the
'Guide to Key Housing Needs Statistics – Towns'

For all sources, more detailed housing needs data and
a full guide to how to read this data, please visit the
Housing StatNav website.



Key Housing Needs Statistics

Snapshot: July 2023



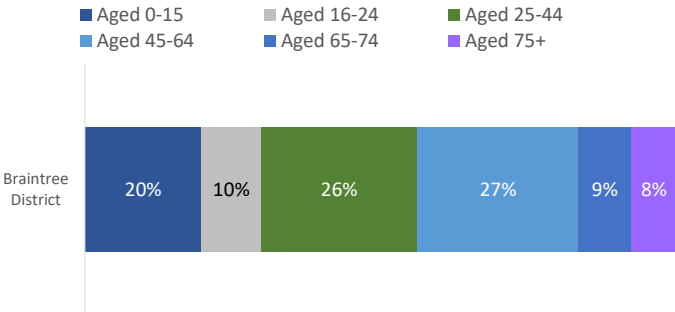
Braintree District

Key statistics:

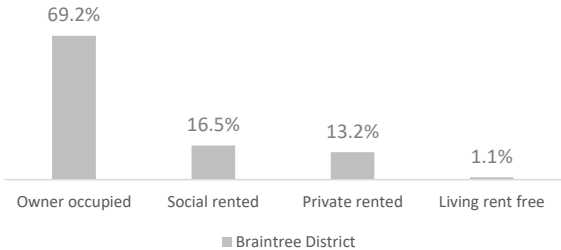
Population (2011 Census) - 147,084

Households (2011 Census) - 61,043

Population Profile (2011 Census)

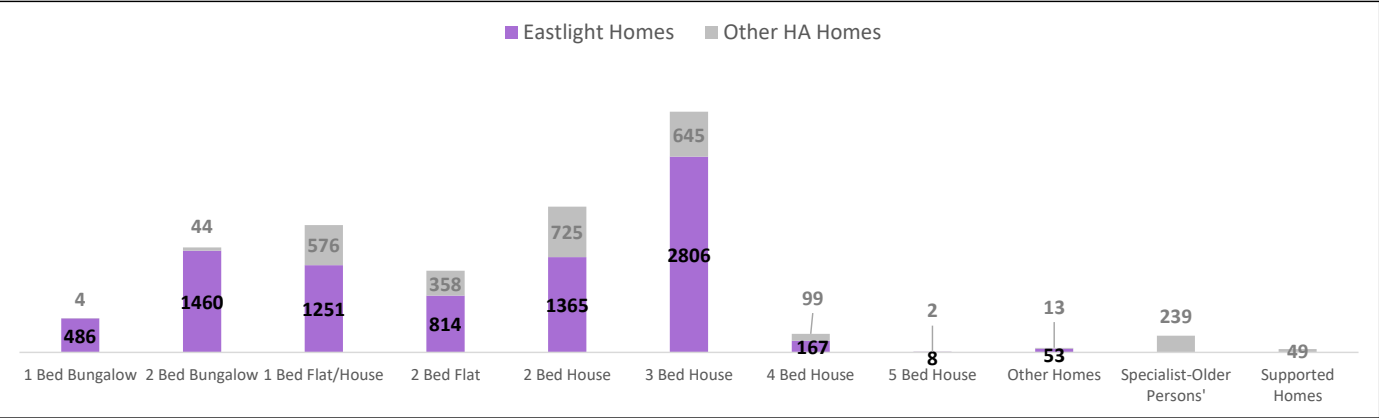


Tenure of Housing (2011 Census)



Housing Association homes to rent in Braintree District

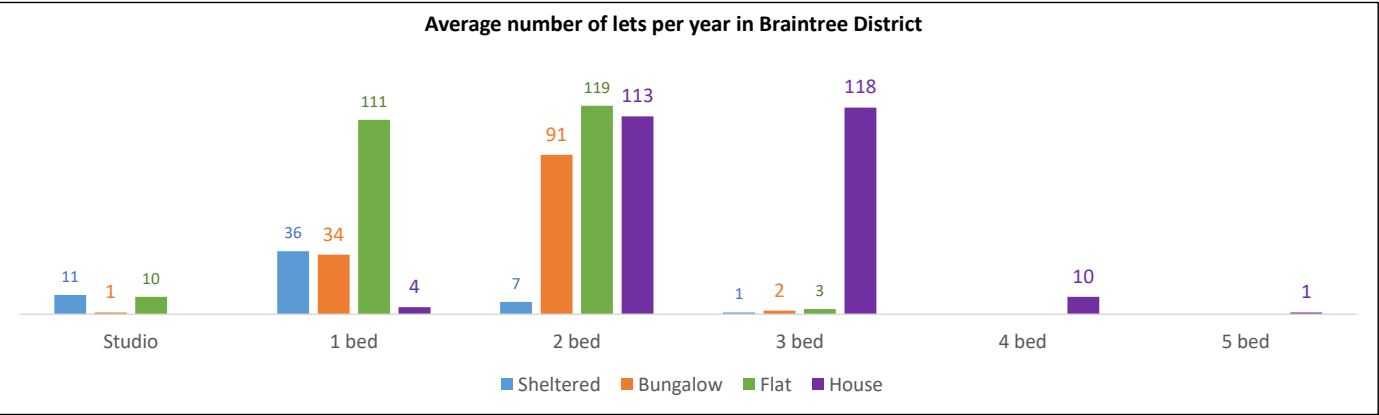
There were 11,164 Housing Association homes to rent in Braintree District as at July 2023.



Bungalows		Flats			Houses				Specialist-older persons'	Supported	Other	TOTAL
1 bed	2 bed	1 bed	2 bed	3 bed	2 bed	3 bed	4 bed	5 bed				
490	1,504	1,827	1,172	0	2,090	3,451	266	10	239	49	66	11,164

Lettings history in Braintree District

Number of lets per year of rented housing association homes (average from May 2009 to May 2023):



Applicants waiting for a housing association home to rent in Braintree District

There were 2,248 households registered on Braintree District Council's system (Gateway to HomeChoice) as at July 2023:

Priority band A	Priority band B	Priority band C	Other bands D to F
81 Applicants	307 Applicants	329 Applicants	1531 Applicants

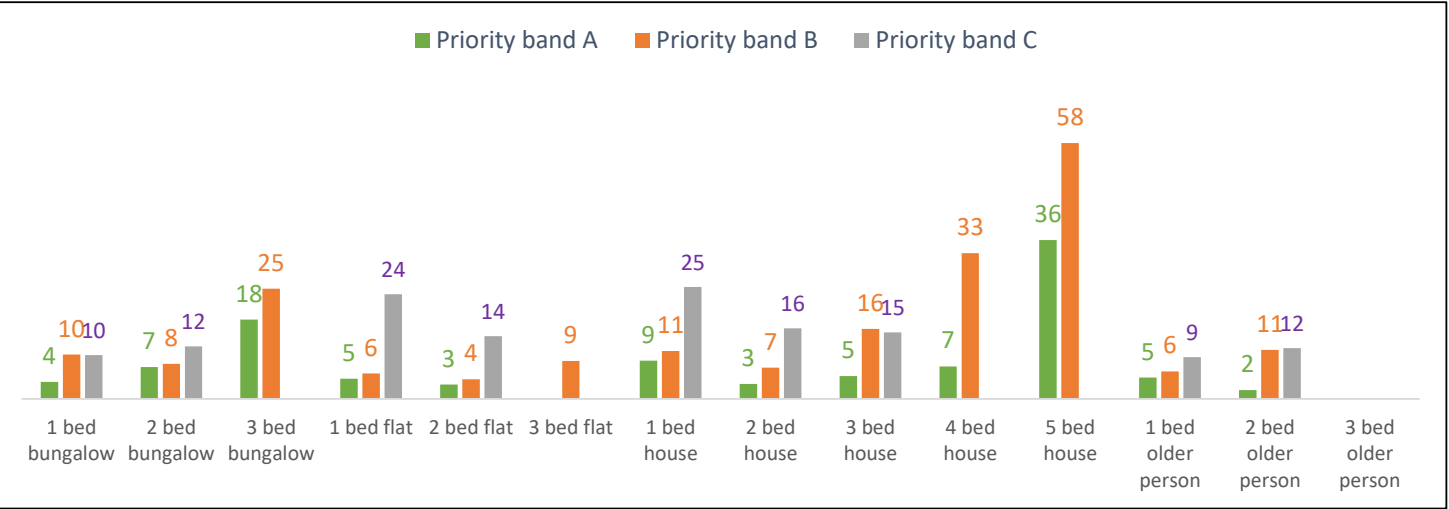
For more information about the priority 'bands' (A to F) for housing applications, please see the guide to the data.

The property size (number of bedrooms) needed by all applicants:

	1 bed	2 bed	3 bed	4 bed	5+ bed	Total
Age 18-39	294	541	297	58	5	1195
Age 40-59	282	231	140	26	3	682
Age 60+	310	54	5	1	1	371
Total	886	826	442	85	9	2248

Average waiting times in months for a home in Braintree District

Average waiting times in months from all lets (June 2021 to May 2023), split by the application priority band:



Proportion of all current applications housed each year in Braintree District

The proportion of Braintree District housing register applicants, who were housed each year. These figures have been derived from the average number of households housed in the last four years.

