



[www.braintree.gov.uk/housing/housing-statnav](http://www.braintree.gov.uk/housing/housing-statnav)

# Key Housing Needs Statistics

## Braintree District

Snapshot: October 2024

To be read in conjunction with the  
'Guide to Key Housing Needs Statistics – Towns'

For all sources, more detailed housing needs data and  
a full guide to how to read this data, please visit the  
Housing StatNav website.



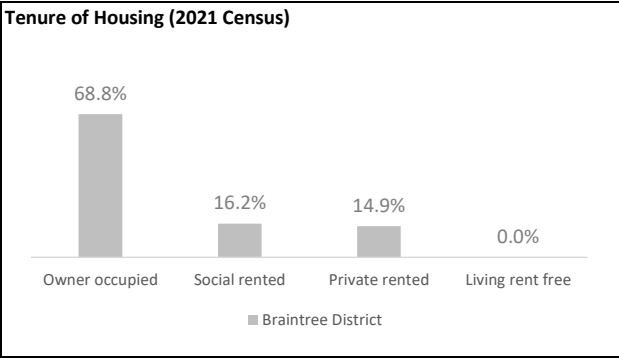
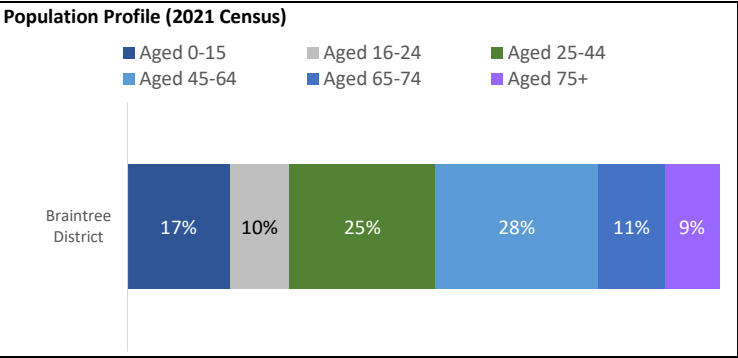
# Key Housing Needs Statistics

Snapshot: October 2024



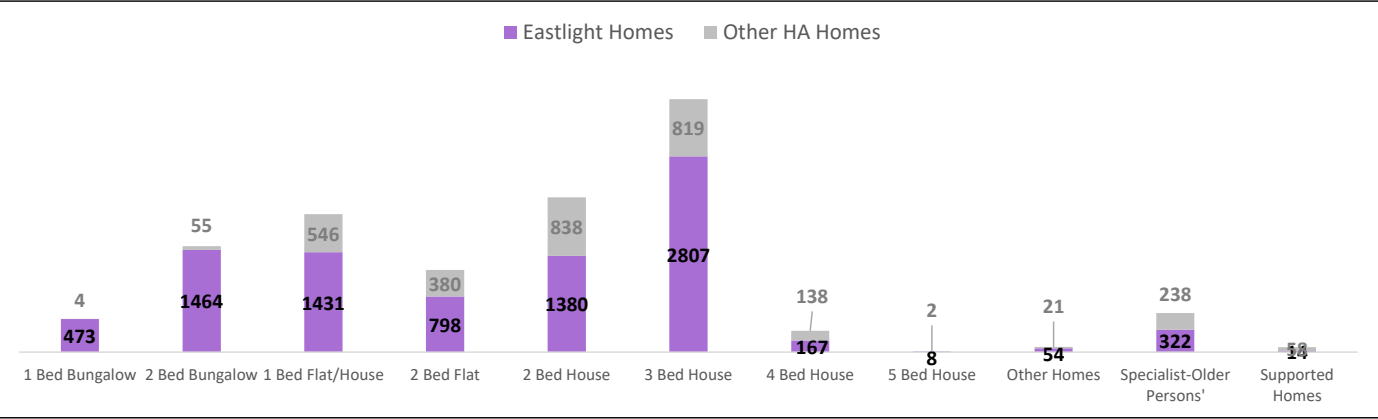
## Braintree District

Key statistics:	Population (2021 Census) - 155,233	Households (2021 Census) - 65,465
-----------------	------------------------------------	-----------------------------------



## Housing Association homes to rent in Braintree District

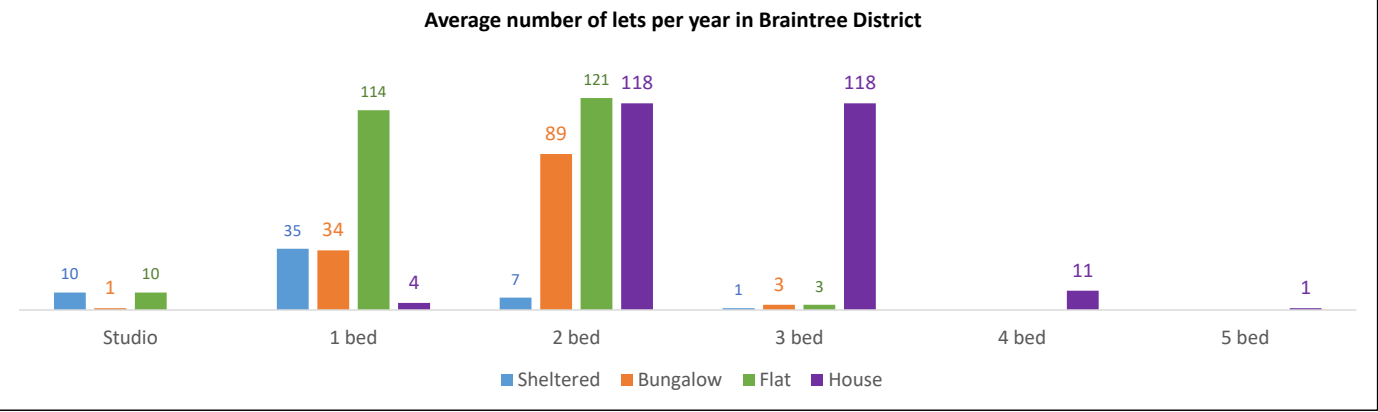
There were 12,017 Housing Association homes to rent in Braintree District as at October 2024.



Bungalows		Flats			Houses				Specialist-older persons'	Supported	Other	TOTAL
1 bed	2 bed	1 bed	2 bed	3 bed	2 bed	3 bed	4 bed	5 bed				
477	1,519	1,977	1,178	0	2,218	3,626	305	10	560	72	75	12,017

## Lettings history in Braintree District

Number of lets per year of rented housing association homes (average from May 2009 to September 2024):



# Applicants waiting for a housing association home to rent in Braintree District

There were 3,194 households registered on Braintree District Council's system (Gateway to HomeChoice) as at October 2024:

Priority band A	Priority band B	Priority band C	Other bands D to F
80 Applicants	299 Applicants	376 Applicants	2439 Applicants

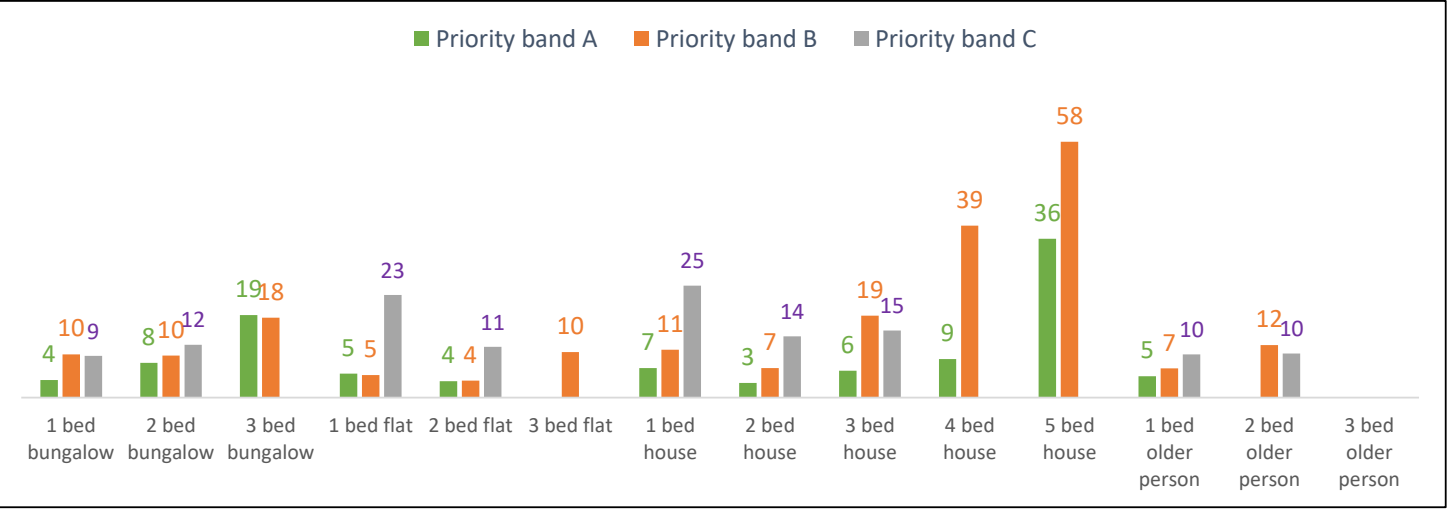
For more information about the priority 'bands' (A to F) for housing applications, please see the guide to the data.

The property size (number of bedrooms) needed by all applicants:

	1 bed	2 bed	3 bed	4 bed	5+ bed	Total
Age 18-39	429	690	388	62	6	1575
Age 40-59	409	334	203	36	4	986
Age 60+	530	93	8	1	1	633
Total	1368	1117	599	99	11	3194

## Average waiting times in months for a home in Braintree District

Average waiting times in months from all lets (October 2022 to September 2024), split by the application priority band:



## Proportion of Braintree District applications housed in last four years

The proportion of Braintree District applicants, who have been on the housing register at any time in the last four years and were housed at least once in the four year period.

