



www.braintree.gov.uk/housing/housing-statnav

Key Housing Needs Statistics

Coggeshall

Snapshot: January 2021

To be read in conjunction with the
'Guide to Key Housing Needs Statistics – Larger villages'

For all sources, more detailed housing needs data and
a full guide to how to read this data, please visit the
Housing StatNav website.



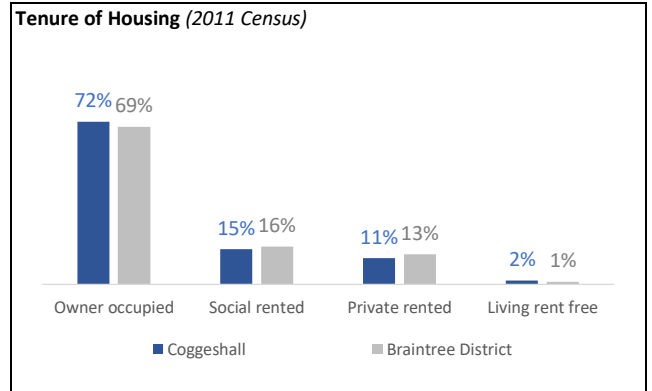
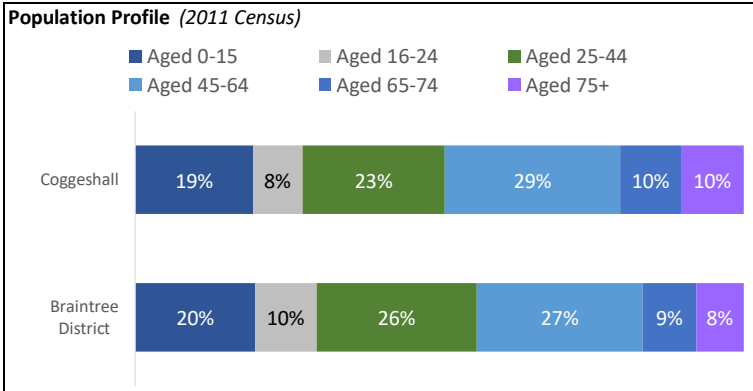
Key Housing Needs Statistics

Snapshot: January 2021



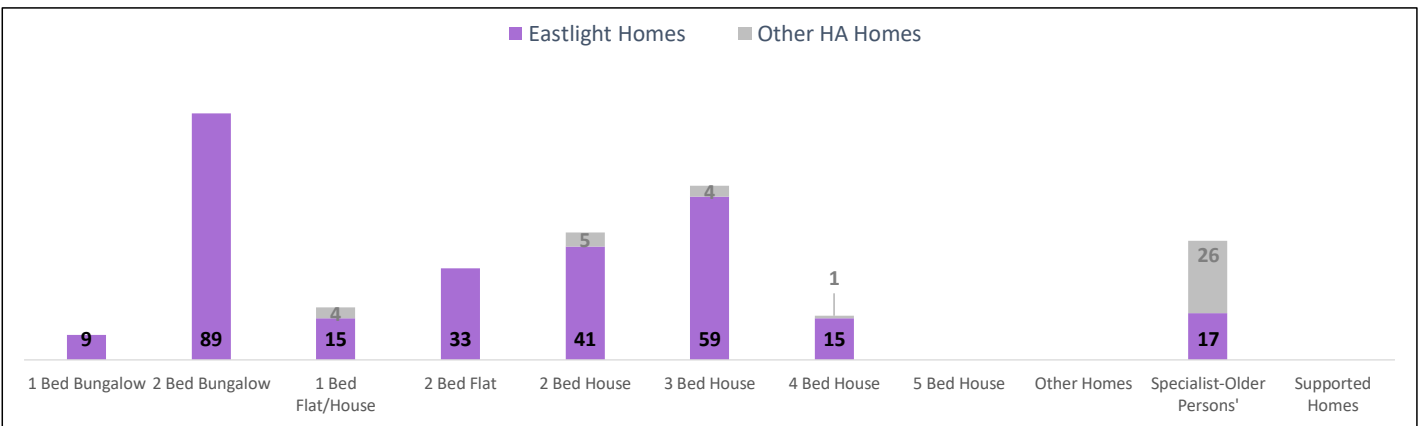
Coggeshall

Key statistics: Population (2011 Census) - 4,727 Households (2011 Census) - 2,039
 The Coggeshall population is 3.2% of the total Braintree District population (147,084)



Housing Association homes to rent in Coggeshall

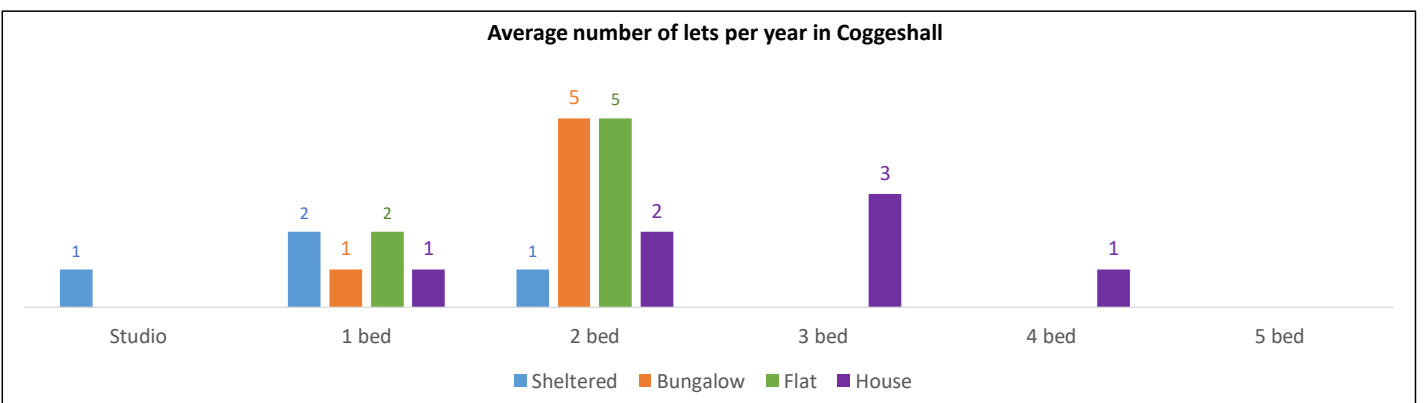
There were 318 Housing Association homes to rent in Coggeshall as at January 2021.



Bungalows		Flats			Houses				Specialist-older persons'	Supported	Other	TOTAL
1 bed	2 bed	1 bed	2 bed	3 bed	2 bed	3 bed	4 bed	5 bed				
9	89	19	33	0	46	63	16	0	43	0	0	318

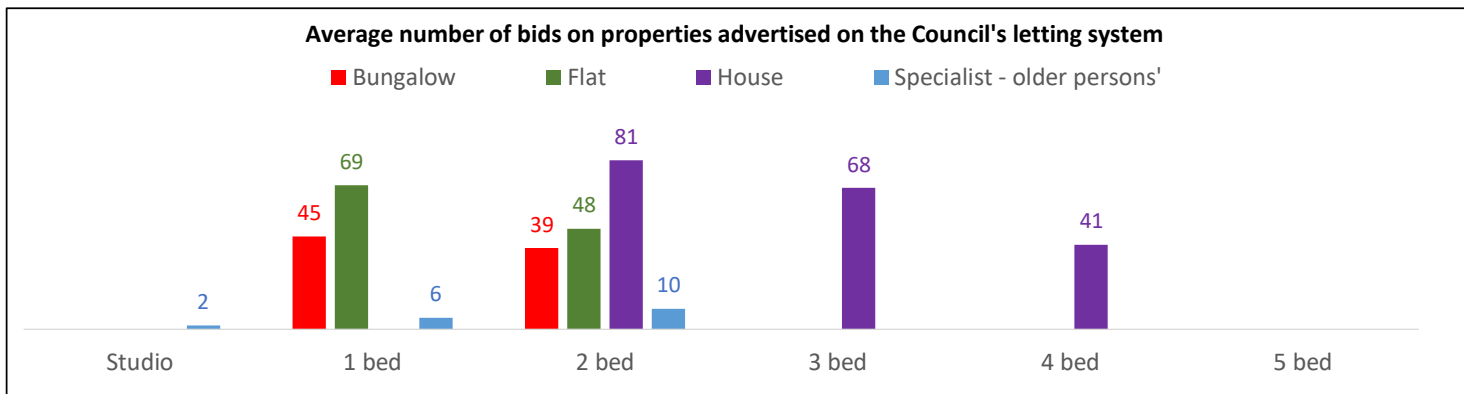
Lettings history in Coggeshall

Number of lets per year of rented housing association homes (average from May 2009 to January 2021):



Number of bids per property in Coggeshall

The average number of bids made for each property type which became available on the Council's lettings system between May 2009 and January 2021:



Applicants waiting for a housing association home to rent

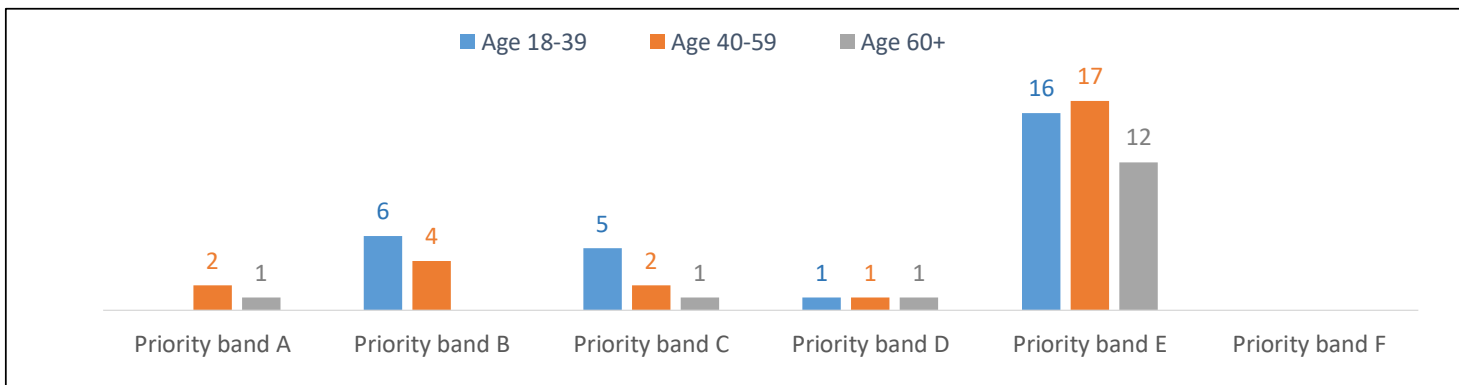
There were 40 households registered on Braintree District Council's system (Gateway to HomeChoice) waiting for housing association homes (households with a current address in the village as at January 2021):

Priority band A	Priority band B	Priority band C	Other bands D to F
1 Applicant	8 Applicants	6 Applicants	25 Applicants

For more information about the priority 'bands' (A to F) for housing applications, please see the guide to the data.

Applicants in Coggeshall and surrounding villages

There were 69 households registered for housing association homes with a current address in Coggeshall and surrounding villages (Bradwell, Feering, Greenstead Green and Halstead Rural and Stisted) at January 2021. These are broken down into the priority 'bands' A



Priority band A	Priority band B	Priority band C	Other bands D to F
3	10	8	48

The property size (number of bedrooms) needed by all applicants:

	1 bed	2 bed	3 bed	4 bed	5+ bed	Total
Age 18-39	9	8	9	2	0	28
Age 40-59	11	7	5	3	0	26
Age 60+	14	1	0	0	0	15
Total	34	16	14	5	0	69
	1 bed	2 bed	3 bed	4 bed	5+ bed	Total
Priority band A	0	2	0	1	0	3
Priority band B	4	0	3	3	0	10
Priority band C	7	1	0	0	0	8
Other bands D to F	23	13	11	1	0	48
Total	34	16	14	5	0	69