



www.braintree.gov.uk/housing/housing-statnav

Key Housing Needs Statistics

Castle Hedingham

Snapshot: March 2022

To be read in conjunction with the
'Guide to Key Housing Needs Statistics - Villages'

For all sources, more detailed housing needs data and a full guide to how to read this data, please visit the Housing StatNav website.



Key Housing Needs Statistics

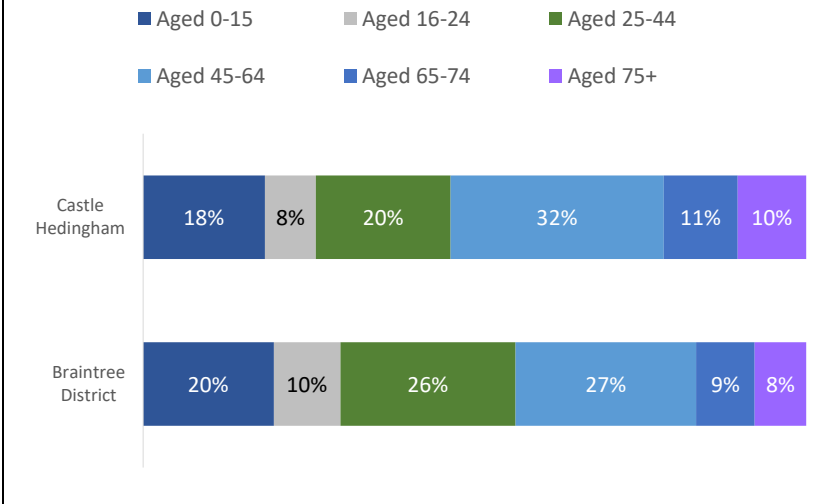
Snapshot: March 2022



Castle Hedingham

About the Parish of Castle Hedingham

Population Profile



Key Parish Statistics

- Population (2011 Census) - 1,201
- Households (2011 Census) - 529
- The population is 0.8% of the total Braintree District population (147,084)

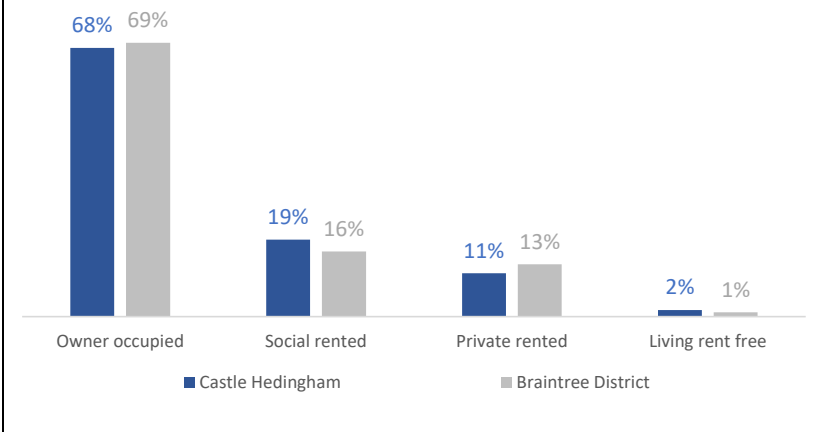


The economic activity is very similar to the District as a whole
 With 69% of people employed, 4% of residents unemployed and actively seeking employment and 27% 'economically inactive' (retired, carers and homemakers etc), this is similar to the picture for the District



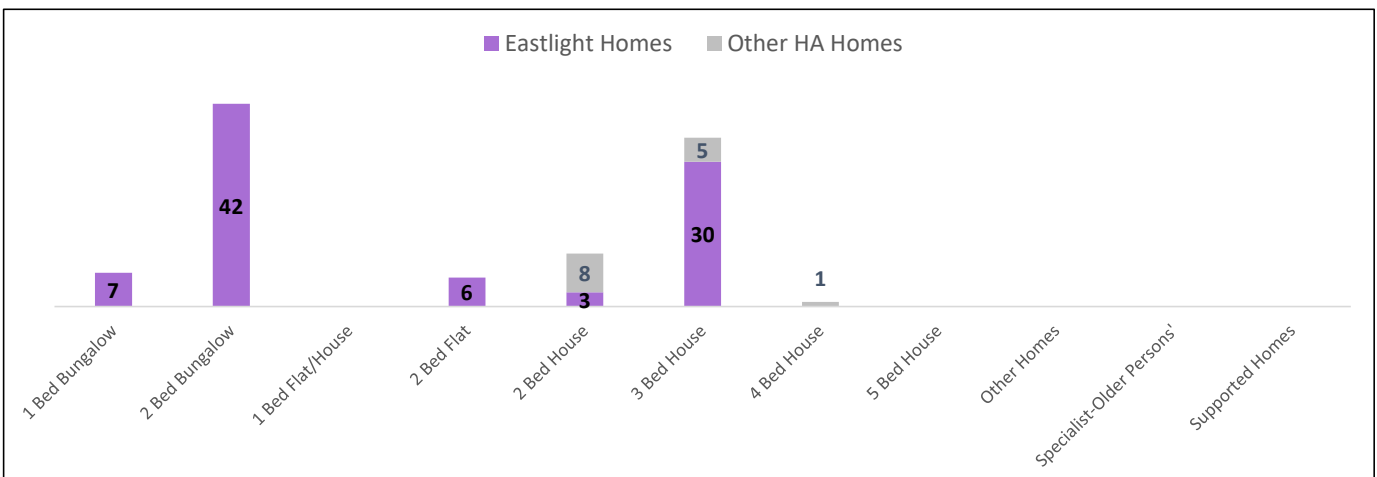
Slightly higher proportion of single households over the age of 65
 16% of households are single people over the age of 65, compared to the District proportion of 12%

Tenure of Housing (2011 Census)

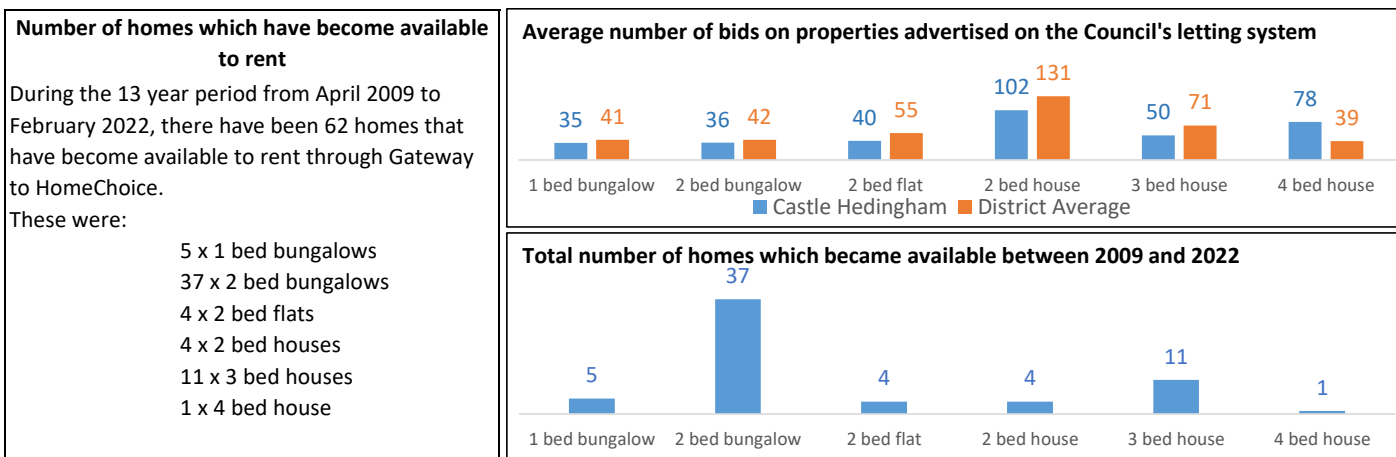


Housing Association homes to rent in Castle Hedingham

There were 102 Housing Association homes to rent in Castle Hedingham as at March 2022.



Lettings history in Castle Hedingham



Applicants waiting for a housing association home to rent

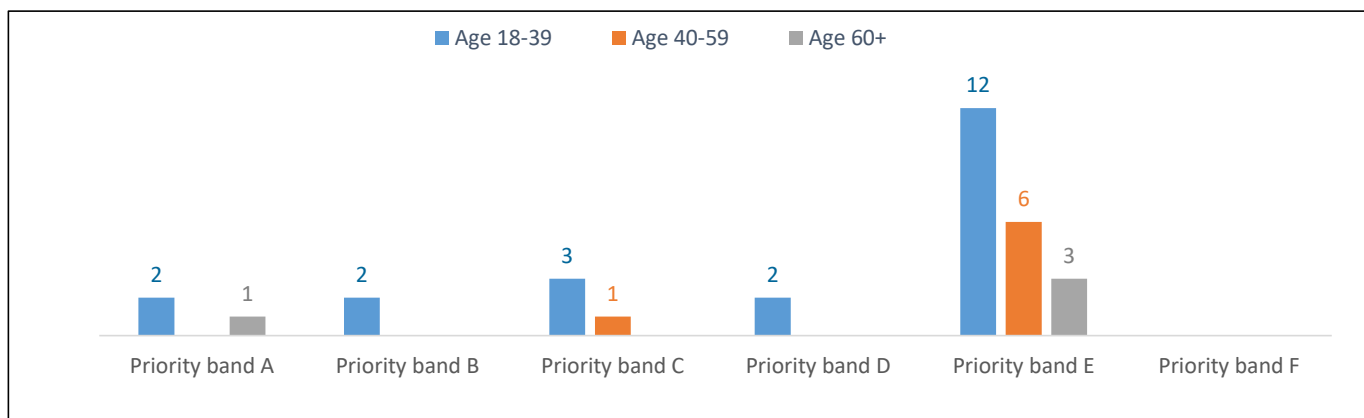
There were 7 households registered on Braintree District Council's system (Gateway to HomeChoice) waiting for housing association homes (households with a current address in the village as at March 2022):

Priority band A	Priority band B	Priority band C	Other bands D to F
1 Applicant	0 Applicants	2 Applicants	4 Applicants

For more information about the priority 'bands' (A to F) for housing applications, please see the guide to the data.

Applicants in Castle Hedingham and surrounding villages

There were 32 households registered for housing association homes with a current address in Castle Hedingham and surrounding villages (Great Maplestead, Wickham St. Paul, Gestingthorpe and Great Yeldham) at March 2022. These are broken down into the priority 'bands' A to F:



Priority band A	Priority band B	Priority band C	Other bands D to F
3	2	4	23

The property size (number of bedrooms) needed by all applicants:

Age Group	1 bed	2 bed	3 bed	4 bed	5+ bed	Total
Age 18-39	5	8	7	0	1	21
Age 40-59	2	5	0	0	0	7
Age 60+	2	2	0	0	0	4
Total	9	15	7	0	1	32

Priority Band	1 bed	2 bed	3 bed	4 bed	5+ bed	Total
Priority band A	0	1	2	0	0	3
Priority band B	0	0	1	0	1	2
Priority band C	1	3	0	0	0	4
Other bands D to F	8	11	4	0	0	23
Total	9	15	7	0	1	32