



[www.braintree.gov.uk/housing/housing-statnav](http://www.braintree.gov.uk/housing/housing-statnav)

## Key Housing Needs Statistics

### Castle Hedingham

Snapshot: January 2021

To be read in conjunction with the  
'Guide to Key Housing Needs Statistics - Villages'

For all sources, more detailed housing needs data and a full guide to how to read this data, please visit the Housing StatNav website.



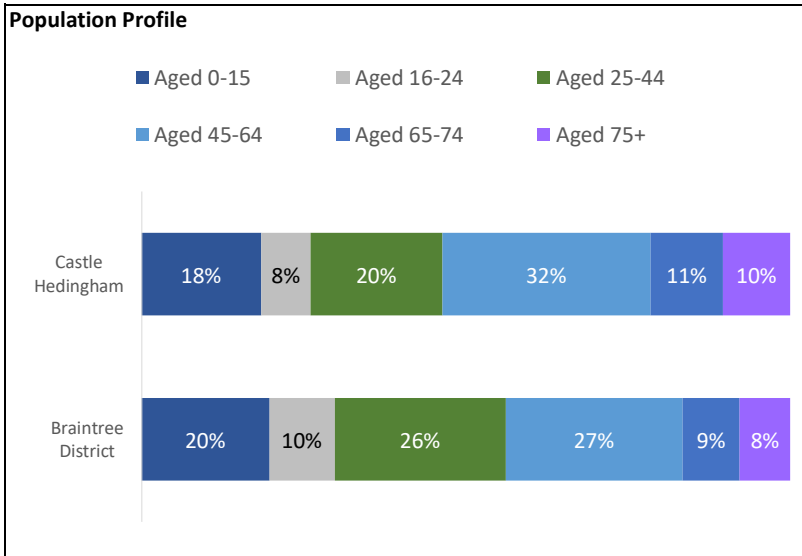
# Key Housing Needs Statistics

Snapshot: January 2021



## Castle Hedingham

### About the Parish of Castle Hedingham

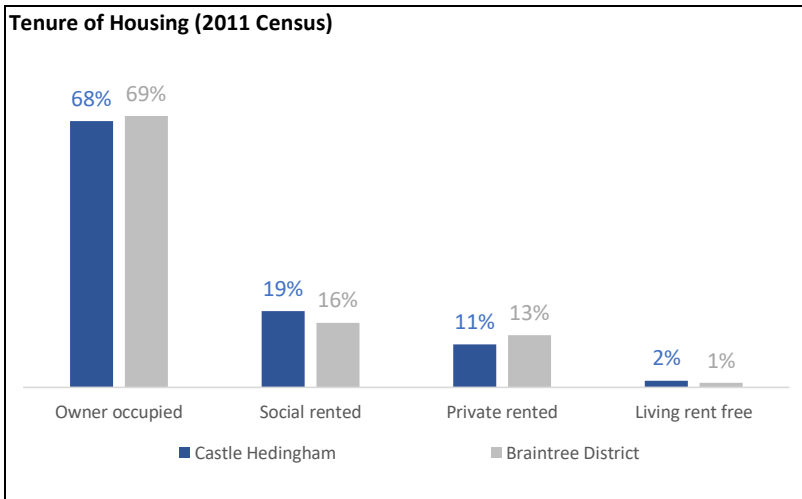


**Key Parish Statistics**

- Population (2011 Census) - 1,201
- Households (2011 Census) - 529
- The population is 0.8% of the total Braintree District population (147,084)

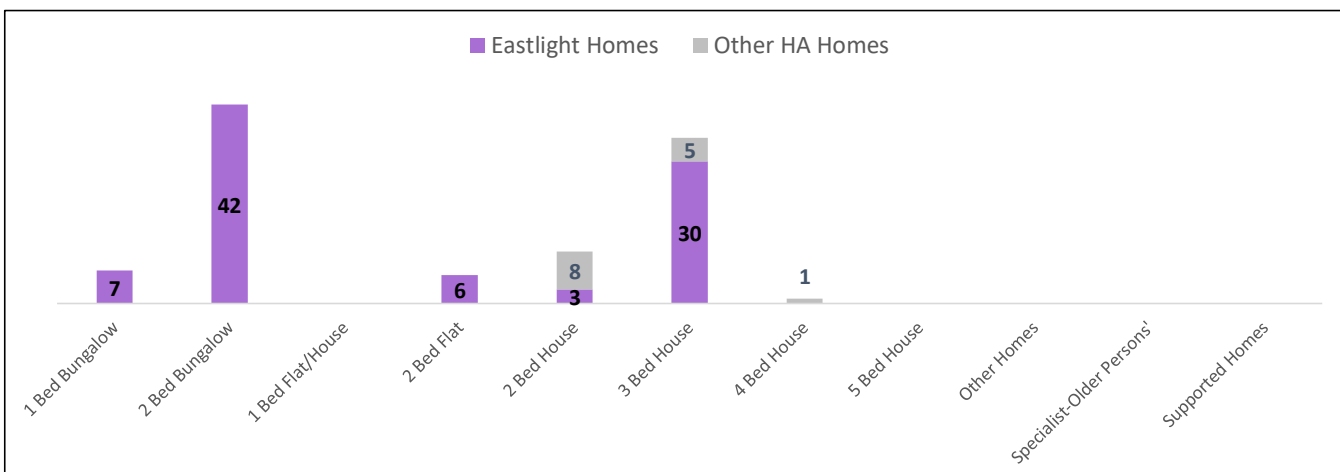
**The economic activity is very similar to the District as a whole**  
 With 69% of people employed, 4% of residents unemployed and actively seeking employment and 27% 'economically inactive' (retired, carers and homemakers etc), this is similar to the picture for the District

**Slightly higher proportion of single households over the age of 65**  
 16% of households are single people over the age of 65, compared to the District proportion of 12%

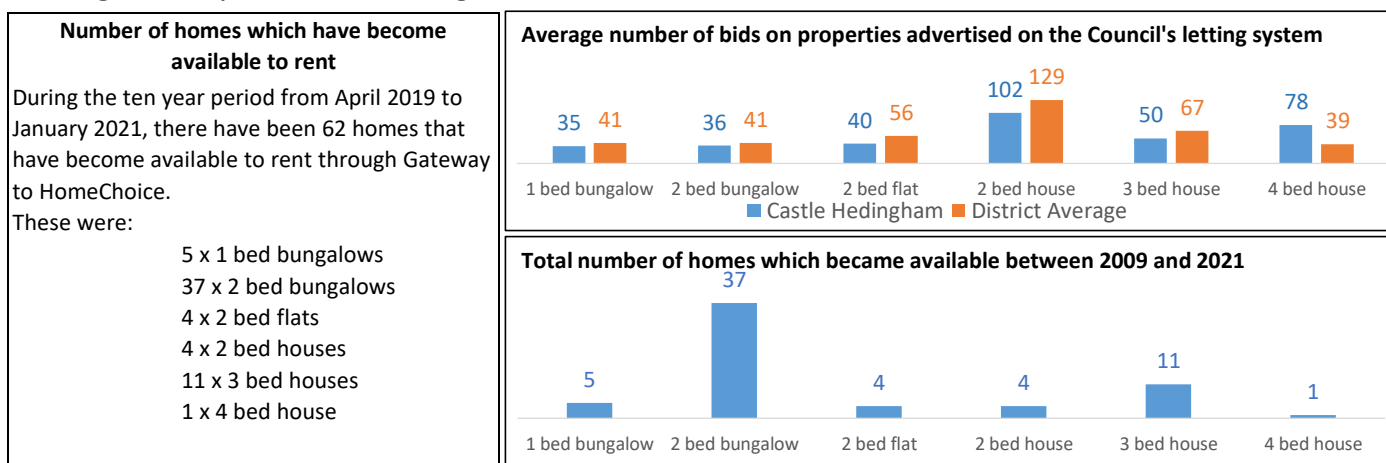


### Housing Association homes to rent in Castle Hedingham

There were 102 Housing Association homes to rent in Castle Hedingham as at January 2021.



## Lettings history in Castle Hedingham



## Applicants waiting for a housing association home to rent

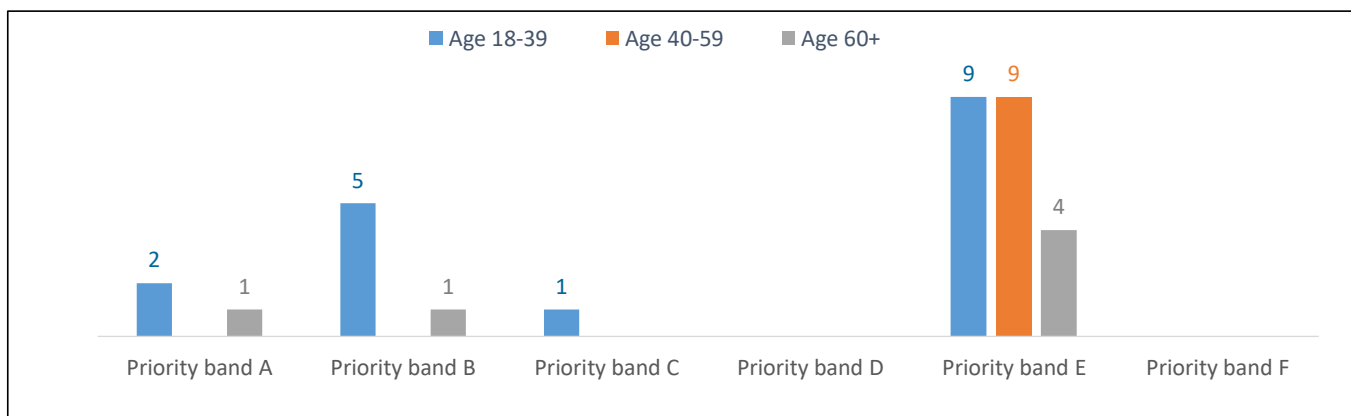
There were 7 households registered on Braintree District Council's system (Gateway to HomeChoice) waiting for housing association homes (households with a current address in the village as at January 2021):

| Priority band A | Priority band B | Priority band C | Other bands D to F |
|-----------------|-----------------|-----------------|--------------------|
| 0 Applicants    | 1 Applicant     | 0 Applicants    | 6 Applicants       |

For more information about the priority 'bands' (A to F) for housing applications, please see the guide to the data.

## Applicants in Castle Hedingham and surrounding villages

There were 32 households registered for housing association homes with a current address in Castle Hedingham and surrounding villages (Great Maplestead, Wickham St. Paul, Gestingthorpe and Great Yeldham) at January 2021. These are broken down into the priority 'bands' A to F:



| Priority band A | Priority band B | Priority band C | Other bands D to F |
|-----------------|-----------------|-----------------|--------------------|
| 3               | 6               | 1               | 22                 |

The property size (number of bedrooms) needed by all applicants:

| Age Group | 1 bed | 2 bed | 3 bed | 4 bed | 5+ bed | Total |
|-----------|-------|-------|-------|-------|--------|-------|
| Age 18-39 | 4     | 4     | 6     | 3     |        | 17    |
| Age 40-59 | 5     | 4     |       |       |        | 9     |
| Age 60+   | 5     | 1     |       |       |        | 6     |
| Total     | 14    | 9     | 6     | 3     | 0      | 32    |

| Priority Band      | 1 bed | 2 bed | 3 bed | 4 bed | 5+ bed | Total |
|--------------------|-------|-------|-------|-------|--------|-------|
| Priority band A    | 1     | 1     | 1     |       |        | 3     |
| Priority band B    | 2     |       | 1     | 3     |        | 6     |
| Priority band C    | 1     |       |       |       |        | 1     |
| Other bands D to F | 10    | 8     | 4     |       |        | 22    |
| Total              | 14    | 9     | 6     | 3     | 0      | 32    |