



www.braintree.gov.uk/housing/housing-statnav

Key Housing Needs Statistics

Bures Hamlet

Snapshot: January 2021

To be read in conjunction with the
'Guide to Key Housing Needs Statistics - Villages'

For all sources, more detailed housing needs data and a full guide to how to read this data, please visit the Housing StatNav website.



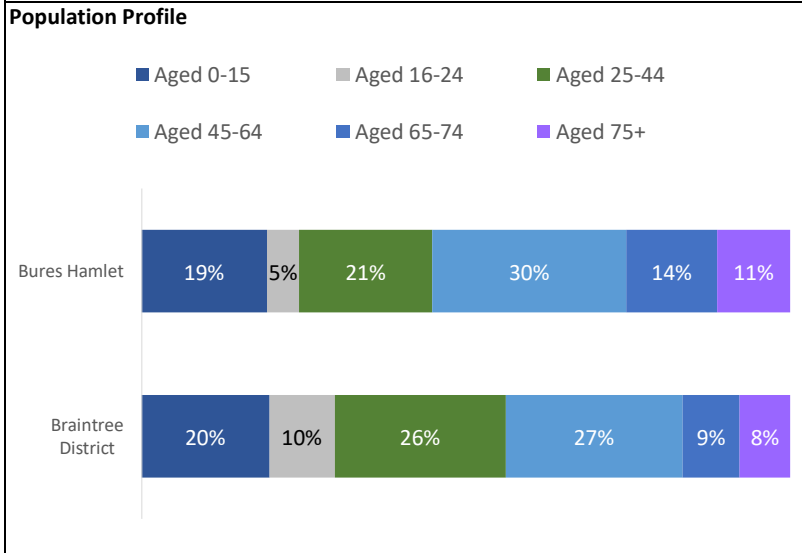
Key Housing Needs Statistics

Snapshot: January 2021



Bures Hamlet

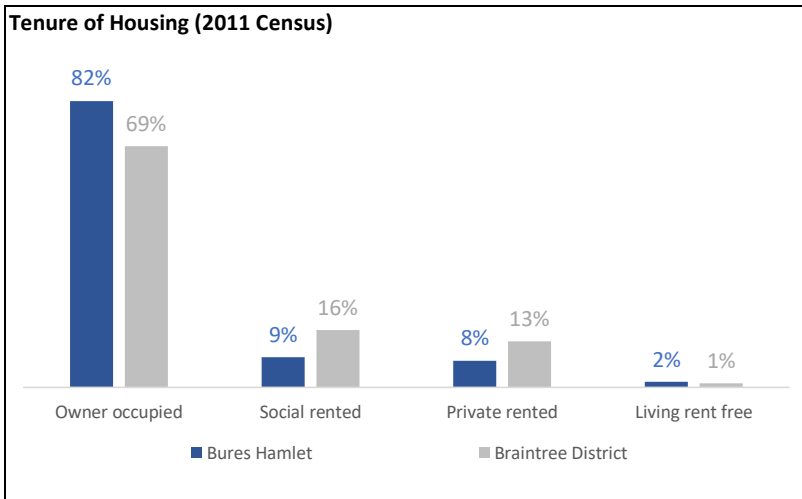
About the Parish of Bures Hamlet



Key Parish Statistics

- Population (2011 Census) - 749
- Households (2011 Census) - 325
- The population is 0.5% of the total Braintree District population (147,084)

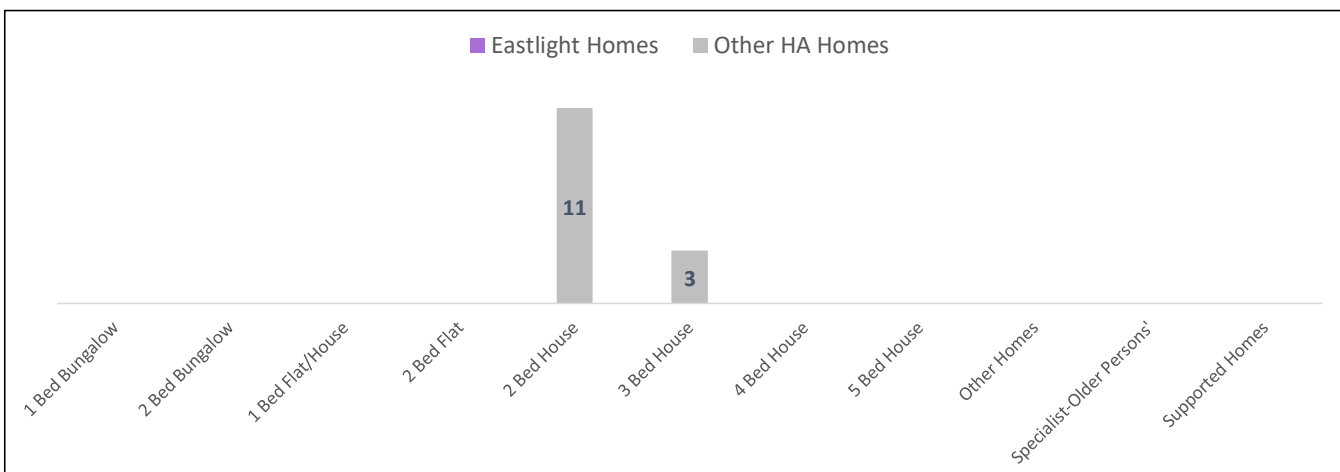
Over a third of people are 'economically inactive' (retired, carers and homemakers etc)
 32% of people aged 16-74 are 'economically inactive', compared to the 26% District and 28% East of England proportions



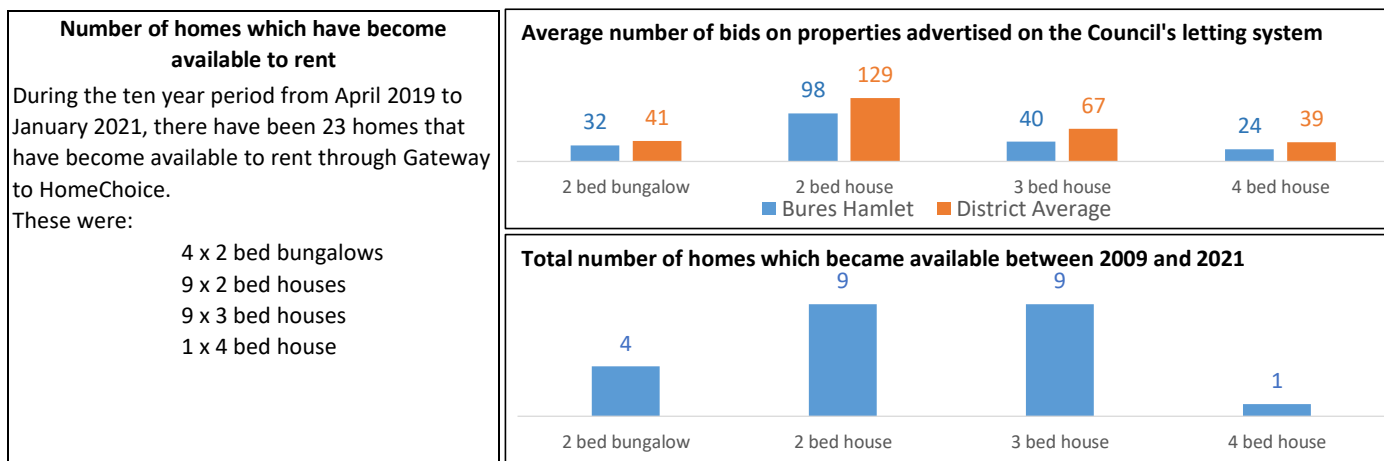
Higher proportion of couple or single households over the age of 65
 29% of households are couples or single people over the age of 65, compared to the 21% District average

Housing Association homes to rent in Bures Hamlet

There were 14 Housing Association homes to rent in Bures Hamlet as at January 2021.



Lettings history in Bures Hamlet



Applicants waiting for a housing association home to rent

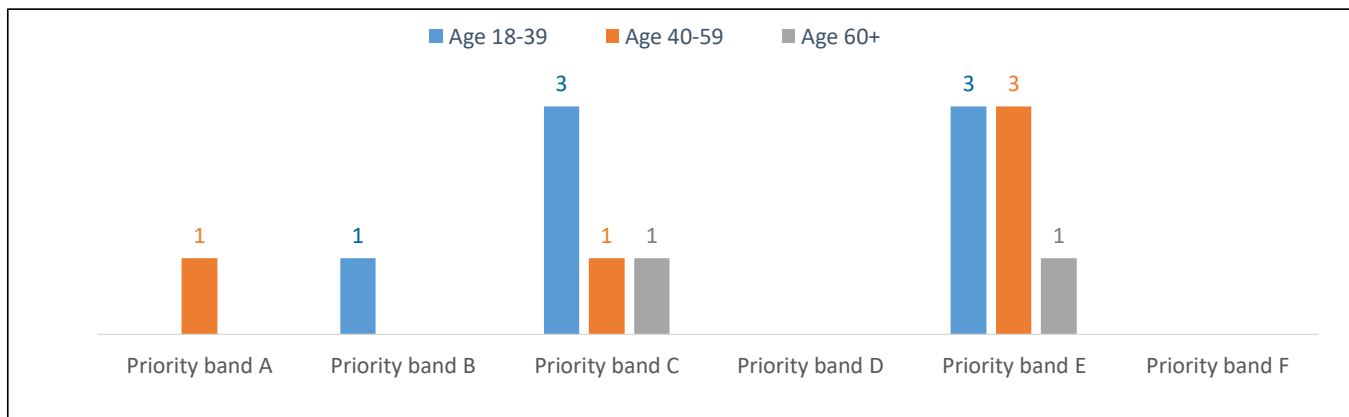
There were 4 households registered on Braintree District Council's system (Gateway to HomeChoice) waiting for housing association homes (households with a current address in the village as at January 2021):

Priority band A	Priority band B	Priority band C	Other bands D to F
0 Applicants	1 Applicant	2 Applicants	1 Applicant

For more information about the priority 'bands' (A to F) for housing applications, please see the guide to the data.

Applicants in Bures Hamlet and surrounding villages

There were 14 households registered for housing association homes with a current address in Bures Hamlet and surrounding villages (Alphamstone, Lamarsh, Pebmarsh, Colne Engaine and Twinstead) at January 2021. These are broken down into the priority 'bands' A to F:



Priority band A	Priority band B	Priority band C	Other bands D to F
1	1	5	7

The property size (number of bedrooms) needed by all applicants:

Age Group	1 bed	2 bed	3 bed	4 bed	5+ bed	Total
Age 18-39	2	2	3	0	0	7
Age 40-59	1	3	1	0	0	5
Age 60+	2	0	0	0	0	2
Total	5	5	4	0	0	14

Priority Band	1 bed	2 bed	3 bed	4 bed	5+ bed	Total
Priority band A	0	1	0	0	0	1
Priority band B	0	0	1	0	0	1
Priority band C	2	2	1	0	0	5
Other bands D to F	3	2	2	0	0	7
Total	5	5	4	0	0	14