



www.braintree.gov.uk/housing/housing-statnav

Key Housing Needs Statistics

Bulmer

Snapshot: January 2021

To be read in conjunction with the
'Guide to Key Housing Needs Statistics - Villages'

For all sources, more detailed housing needs data and
a full guide to how to read this data, please visit the
Housing StatNav website.



Key Housing Needs Statistics

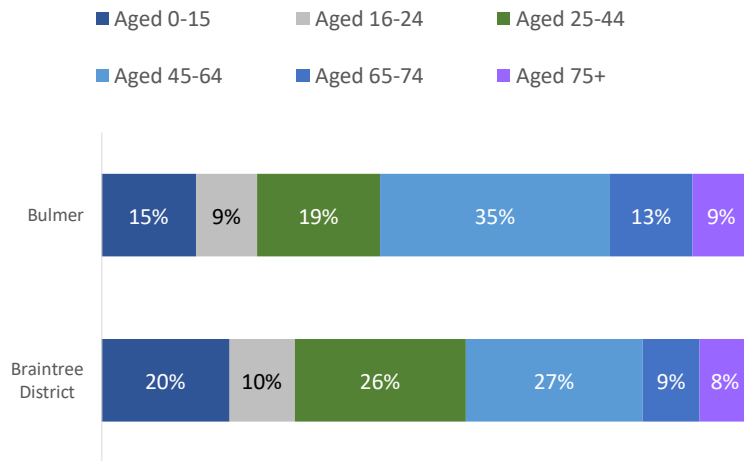
Snapshot: January 2021



Bulmer

About the Parish of Bulmer

Population Profile



Key Parish Statistics

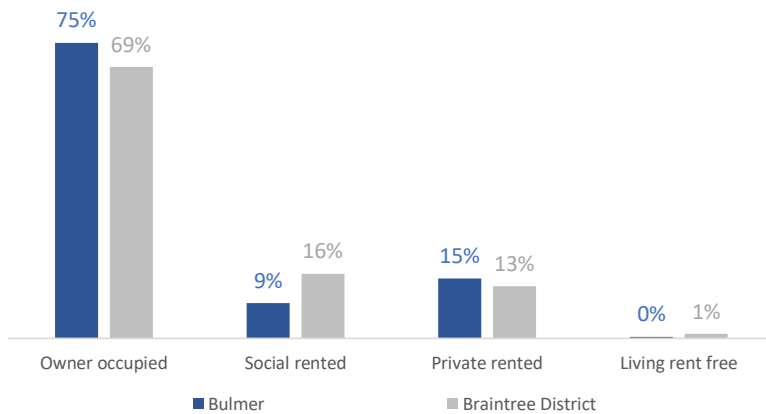
- Population (2011 Census) - 584
- Households (2011 Census) - 256
- The population is 0.4% of the total Braintree District population (147,084)

Over a third of people are 'economically inactive' (retired, carers and homemakers etc)

34% of people aged 16-74 are 'economically inactive', compared to the 26% District and 28% East of England proportions



Tenure of Housing (2011 Census)



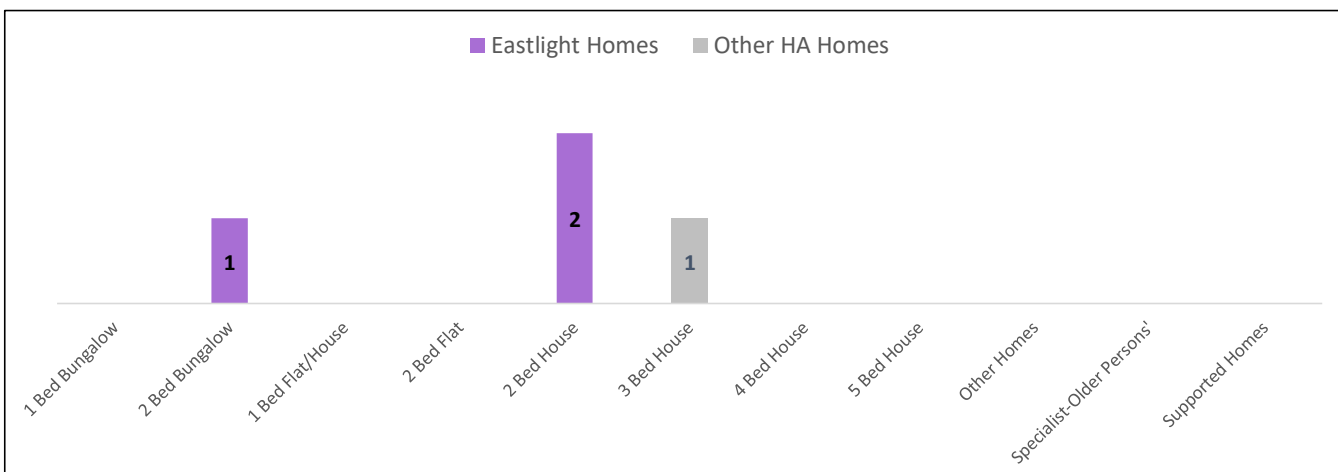
Lower proportion of households with dependent children

22% of households are couples or lone parents with dependent children, compared to the District proportion of 29%

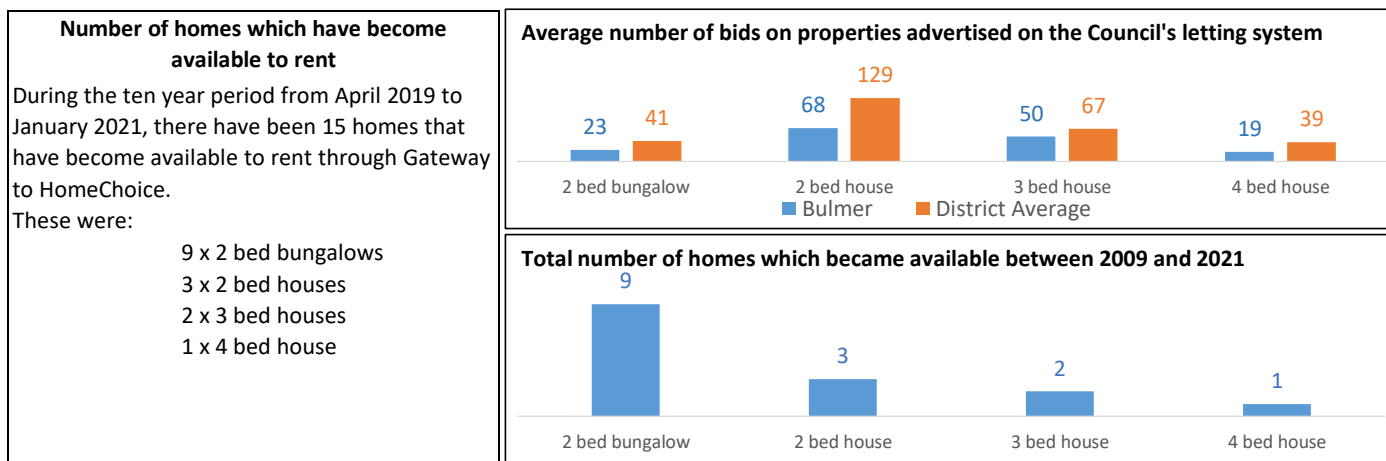


Housing Association homes to rent in Bulmer

There were 4 Housing Association homes to rent in Bulmer as at January 2021.



Lettings history in Bulmer



Applicants waiting for a housing association home to rent

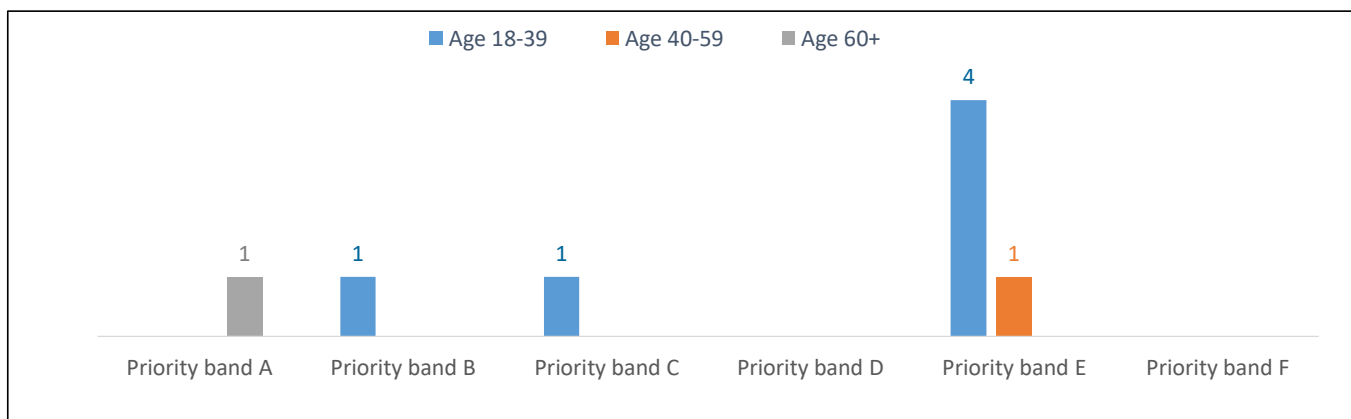
There were 5 households registered on Braintree District Council's system (Gateway to HomeChoice) waiting for housing association homes (households with a current address in the village as at January 2021):

Priority band A	Priority band B	Priority band C	Other bands D to F
0 Applicants	0 Applicants	1 Applicant	4 Applicants

For more information about the priority 'bands' (A to F) for housing applications, please see the guide to the data.

Applicants in Bulmer and surrounding villages

There were 8 households registered for housing association homes with a current address in Bulmer and surrounding villages (Borley, Belchamp Walter, Gestingthorpe, Belchamp St Paul, Middleton and Great Henny) at January 2021. These are broken down into the priority 'bands' A to F:



Priority band A	Priority band B	Priority band C	Other bands D to F
1	1	1	5

The property size (number of bedrooms) needed by all applicants:

Age Group	1 bed	2 bed	3 bed	4 bed	5+ bed	Total
Age 18-39	1	5	0	0	0	6
Age 40-59	1	0	0	0	0	1
Age 60+	0	1	0	0	0	1
Total	2	6	0	0	0	8

Priority Band	1 bed	2 bed	3 bed	4 bed	5+ bed	Total
Priority band A	0	1	0	0	0	1
Priority band B	1	0	0	0	0	1
Priority band C	0	1	0	0	0	1
Other bands D to F	1	4	0	0	0	5
Total	2	6	0	0	0	8