



www.braintree.gov.uk/housing/housing-statnav

Key Housing Needs Statistics

Bradwell

Snapshot: March 2022

To be read in conjunction with the
'Guide to Key Housing Needs Statistics - Villages'

For all sources, more detailed housing needs data and a full guide to how to read this data, please visit the Housing StatNav website.



Key Housing Needs Statistics

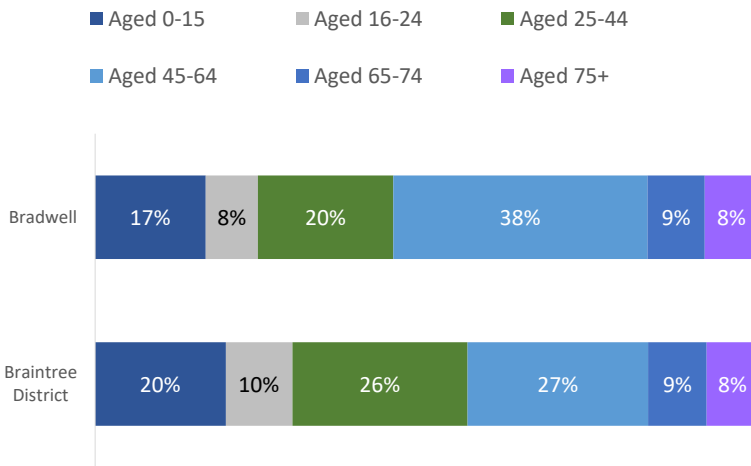
Snapshot: March 2022



Bradwell

About the Parish of Bradwell

Population Profile



Key Parish Statistics

- Population (2011 Census) - 509
- Households (2011 Census) - 209
- The population is 0.3% of the total Braintree District population (147,084)



Three quarters of people in the parish are employed

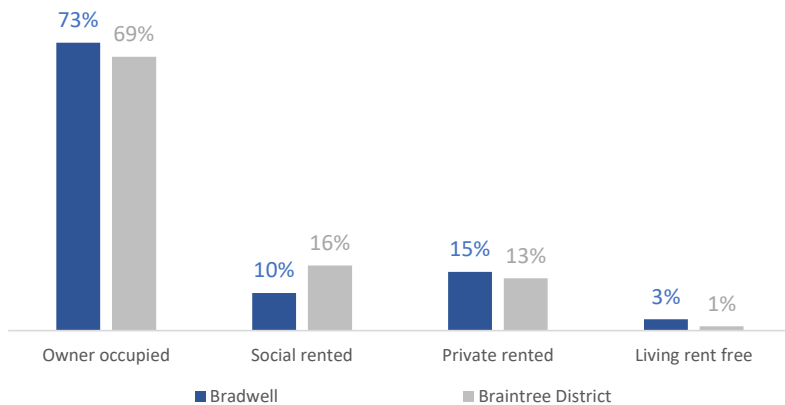
75% of 16-74 year olds are employed, which is higher than the 70% District and 68% East of England averages, with only 2% unemployed and seeking employment, compared to the 4% District average



Higher proportion of couple households (under the age of 65) with no children

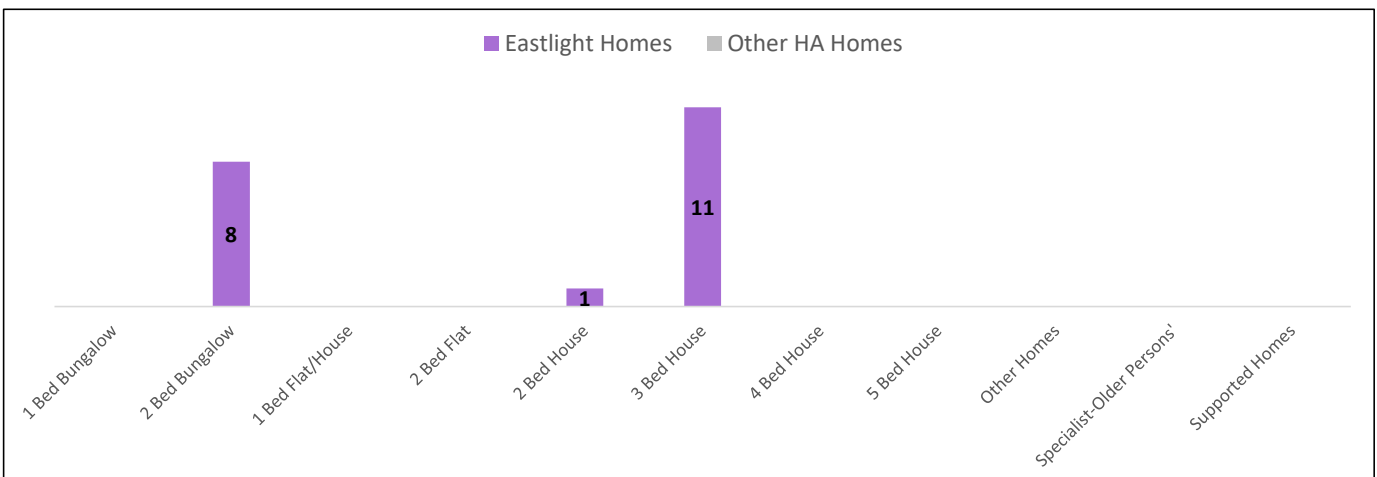
29% of households are couples (under the age of 65) with no children living with them, higher than the 20% District and 19% East of England averages

Tenure of Housing (2011 Census)



Housing Association homes to rent in Bradwell

There were 20 Housing Association homes to rent in Bradwell as at March 2022.



Lettings history in Bradwell


Number of homes which have become available to rent

During the 13 year period from April 2009 to February 2022, there have been 11 homes that have become available to rent through Gateway to HomeChoice.

These were:

- 6 x 2 bed bungalows
- 5 x 3 bed houses

Average number of bids on properties advertised on the Council's letting system



Total number of homes which became available between 2009 and 2022



Applicants waiting for a housing association home to rent

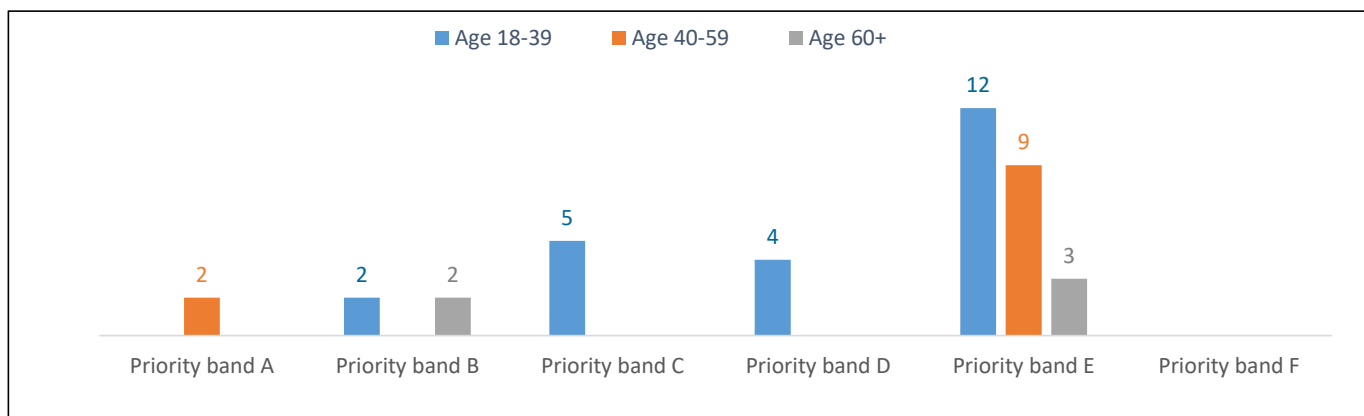
There were 2 households registered on Braintree District Council's system (Gateway to HomeChoice) waiting for housing association homes (households with a current address in the village as at March 2022):

Priority band A	Priority band B	Priority band C	Other bands D to F
0 Applicants	0 Applicants	0 Applicants	2 Applicants

For more information about the priority 'bands' (A to F) for housing applications, please see the guide to the data.

Applicants in Bradwell and surrounding villages

There were 39 households registered for housing association homes with a current address in Bradwell and surrounding villages (Stisted and Crossing) at March 2022. These are broken down into the priority 'bands' A to F:



Priority band A	Priority band B	Priority band C	Other bands D to F
2	4	5	28

The property size (number of bedrooms) needed by all applicants:

Age Group	1 bed	2 bed	3 bed	4 bed	5+ bed	Total
Age 18-39	10	9	4	0	0	23
Age 40-59	4	5	1	1	0	11
Age 60+	4	1	0	0	0	5
Total	18	15	5	1	0	39

Priority Band	1 bed	2 bed	3 bed	4 bed	5+ bed	Total
Priority band A	1	0	0	1	0	2
Priority band B	2	0	2	0	0	4
Priority band C	4	0	1	0	0	5
Other bands D to F	11	15	2	0	0	28
Total	18	15	5	1	0	39