



[www.braintree.gov.uk/housing/housing-statnav](http://www.braintree.gov.uk/housing/housing-statnav)

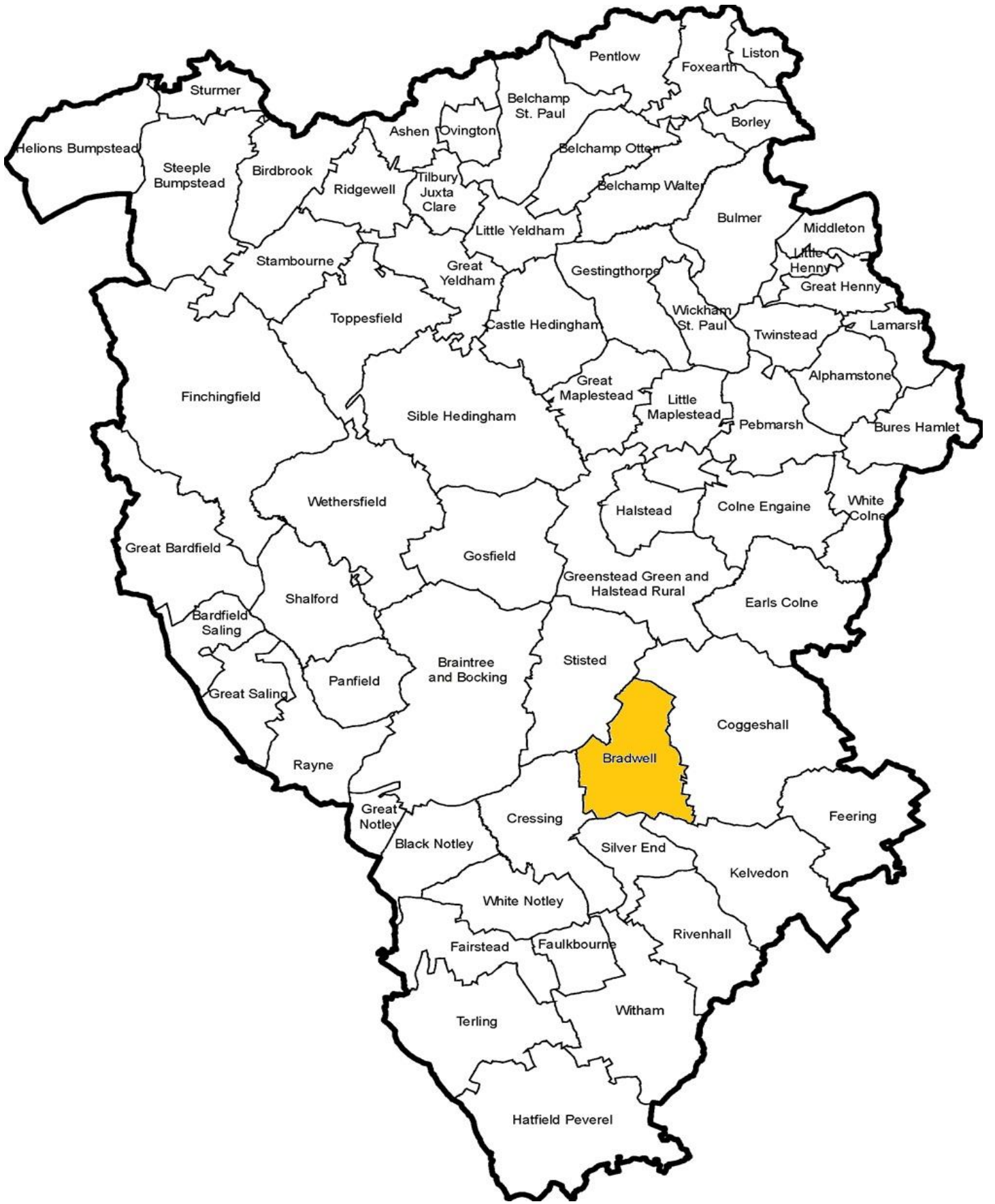
## Key Housing Needs Statistics

### Bradwell

Snapshot: January 2021

To be read in conjunction with the  
'Guide to Key Housing Needs Statistics - Villages'

For all sources, more detailed housing needs data and a full guide to how to read this data, please visit the Housing StatNav website.



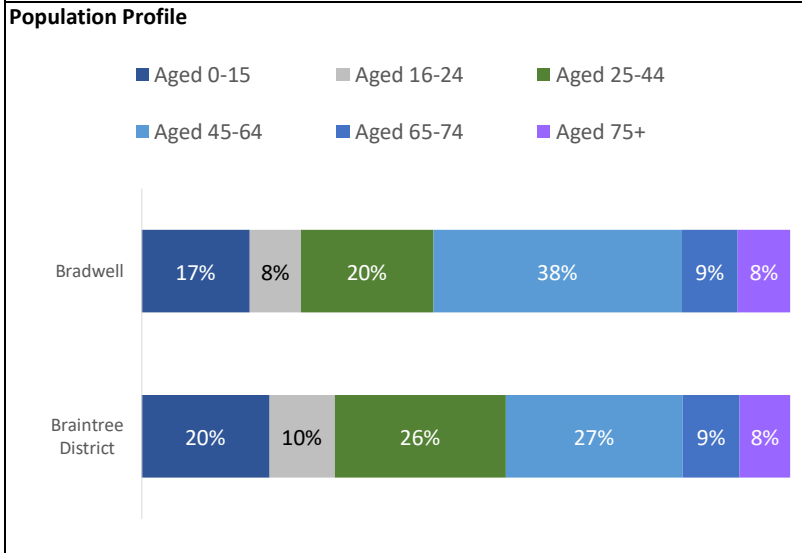
# Key Housing Needs Statistics

Snapshot: January 2021



## Bradwell

### About the Parish of Bradwell

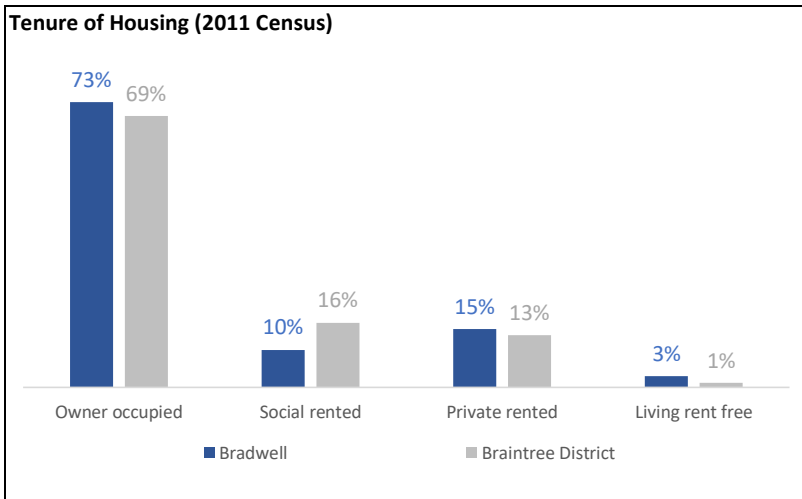


**Key Parish Statistics**

- Population (2011 Census) - 509
- Households (2011 Census) - 209
- The population is 0.3% of the total Braintree District population (147,084)

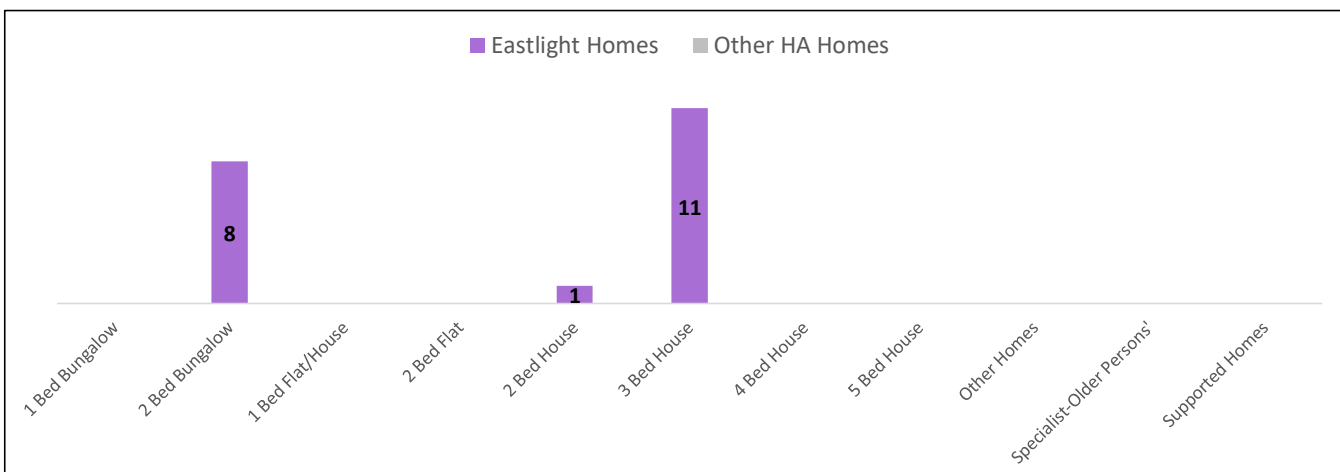
**Three quarters of people in the parish are employed**  
 75% of 16-74 year olds are employed, which is higher than the 70% District and 68% East of England averages, with only 2% unemployed and seeking employment, compared to the 4% District average

**Higher proportion of couple households (under the age of 65) with no children**  
 29% of households are couples (under the age of 65) with no children living with them, higher than the 20% District and 19% East of England averages

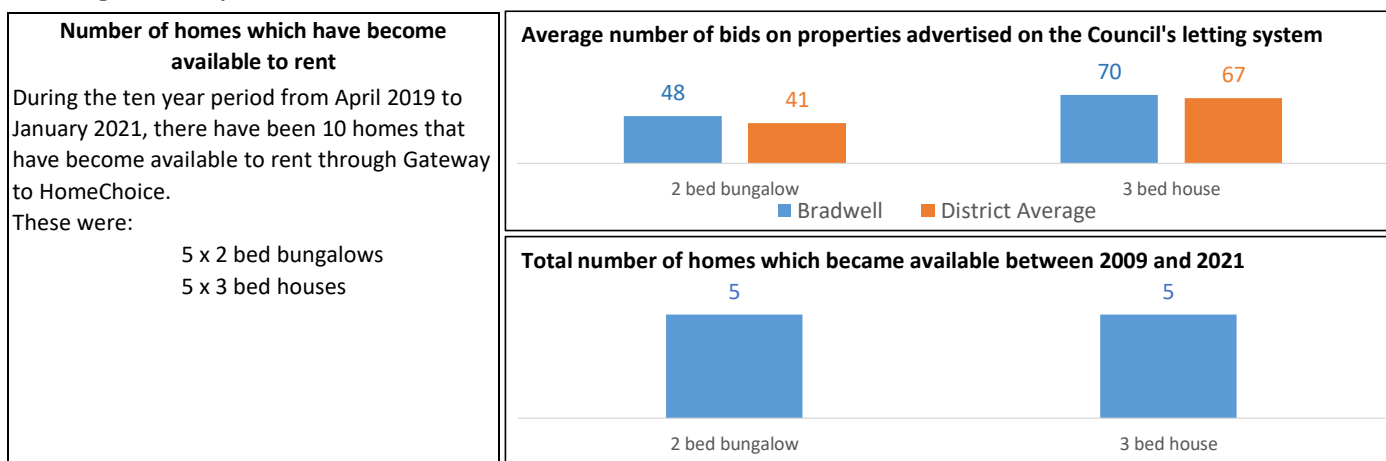


### Housing Association homes to rent in Bradwell

There were 20 Housing Association homes to rent in Bradwell as at January 2021.



## Lettings history in Bradwell



## Applicants waiting for a housing association home to rent

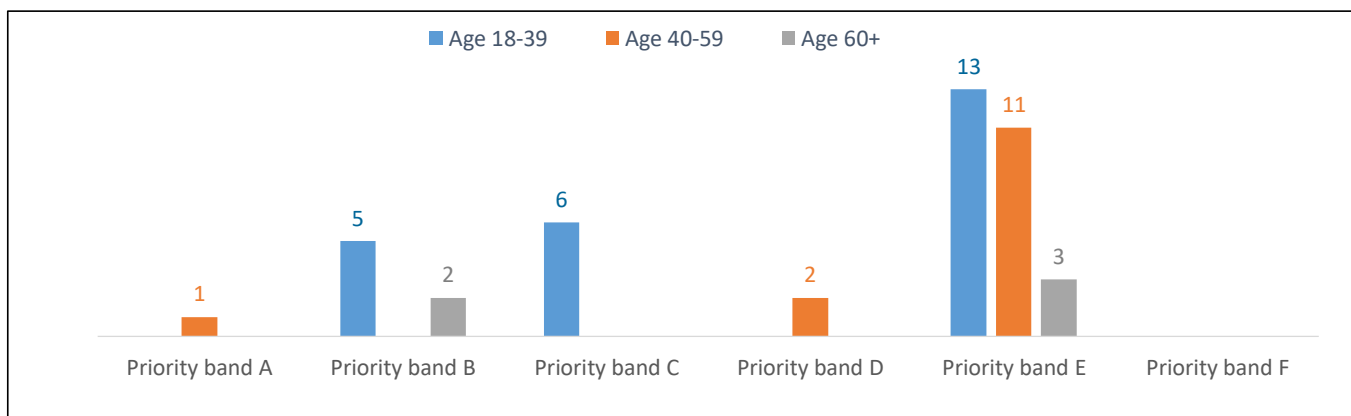
There were 2 households registered on Braintree District Council's system (Gateway to HomeChoice) waiting for housing association homes (households with a current address in the village as at January 2021):

Priority band A	Priority band B	Priority band C	Other bands D to F
0 Applicants	0 Applicants	0 Applicants	2 Applicants

For more information about the priority 'bands' (A to F) for housing applications, please see the guide to the data.

## Applicants in Bradwell and surrounding villages

There were 43 households registered for housing association homes with a current address in Bradwell and surrounding villages (Stisted and Cressing) at January 2021. These are broken down into the priority 'bands' A to F:



Priority band A	Priority band B	Priority band C	Other bands D to F
1	7	6	29

The property size (number of bedrooms) needed by all applicants:

Age Group	1 bed	2 bed	3 bed	4 bed	5+ bed	Total
Age 18-39	6	9	9	0	0	24
Age 40-59	6	4	3	1	0	14
Age 60+	4	1	0	0	0	5
Total	16	14	12	1	0	43

Priority Band	1 bed	2 bed	3 bed	4 bed	5+ bed	Total
Priority band A	0	1	0	0	0	1
Priority band B	2	5	0	0	0	7
Priority band C	5	1	0	0	0	6
Other bands D to F	9	12	7	1	0	29
Total	16	14	12	1	0	43