



www.braintree.gov.uk/housing/housing-statnav

Key Housing Needs Statistics

Black Notley

Snapshot: January 2021

To be read in conjunction with the
'Guide to Key Housing Needs Statistics – Larger villages'

For all sources, more detailed housing needs data and a full guide to how to read this data, please visit the Housing StatNav website.

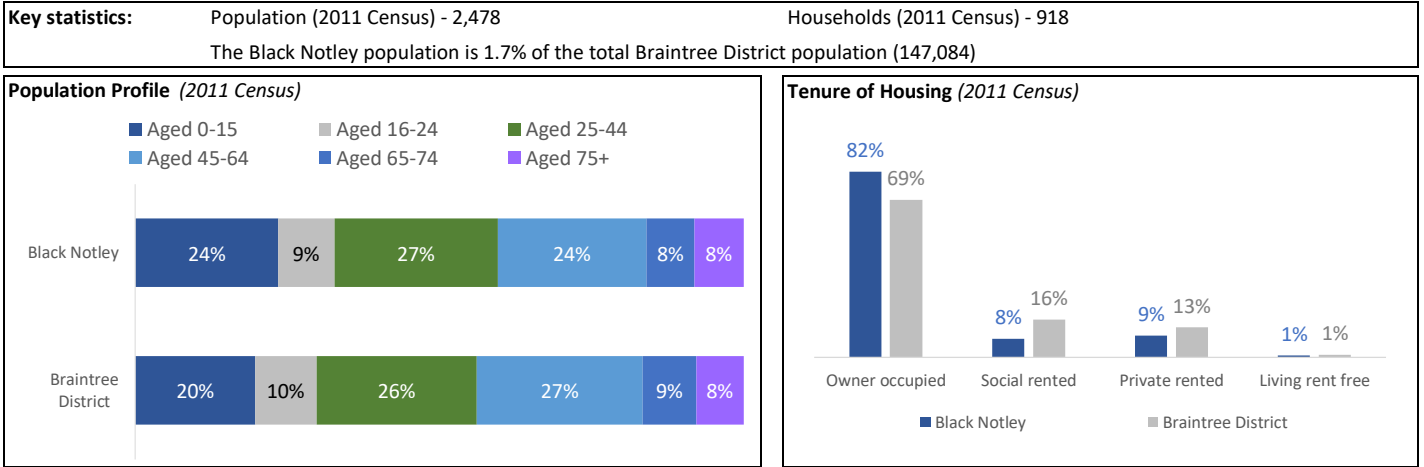


Key Housing Needs Statistics

Snapshot: January 2021

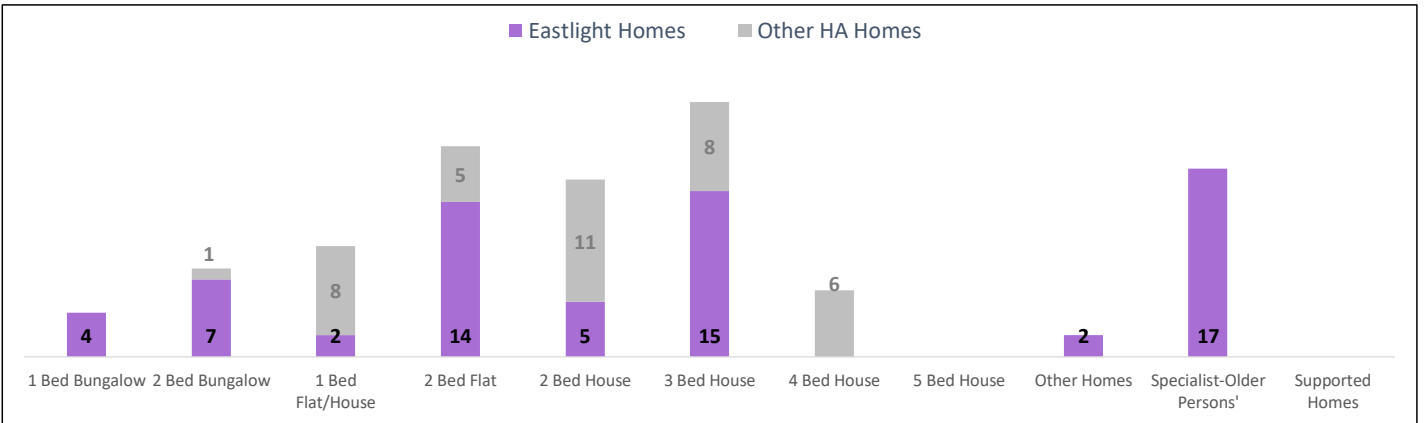


Black Notley



Housing Association homes to rent in Black Notley

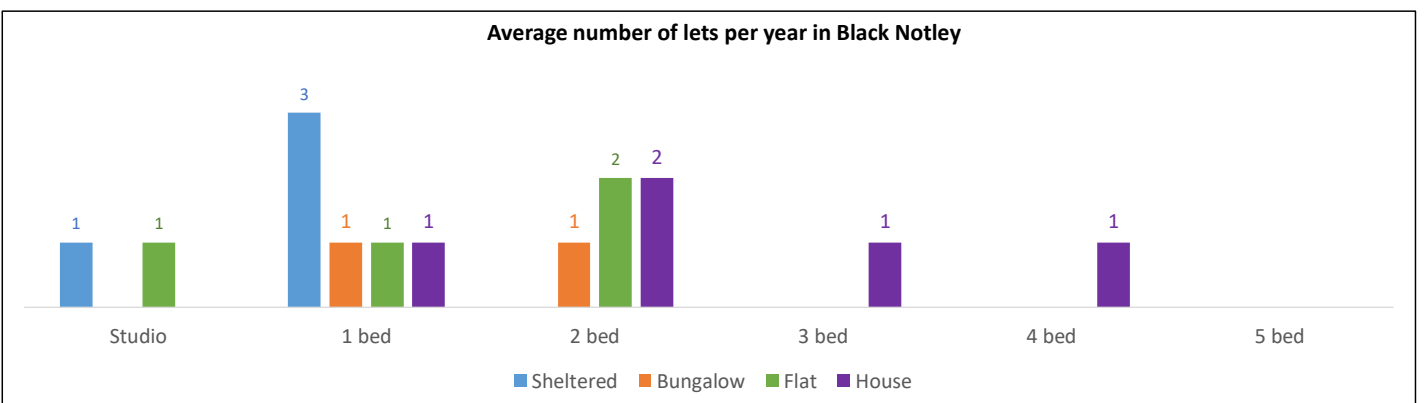
There were 105 Housing Association homes to rent in Black Notley as at January 2021.



Bungalows		Flats			Houses				Specialist-older persons'	Supported	Other	TOTAL
1 bed	2 bed	1 bed	2 bed	3 bed	2 bed	3 bed	4 bed	5 bed				
4	8	10	19	0	16	23	6	0	17	0	2	105

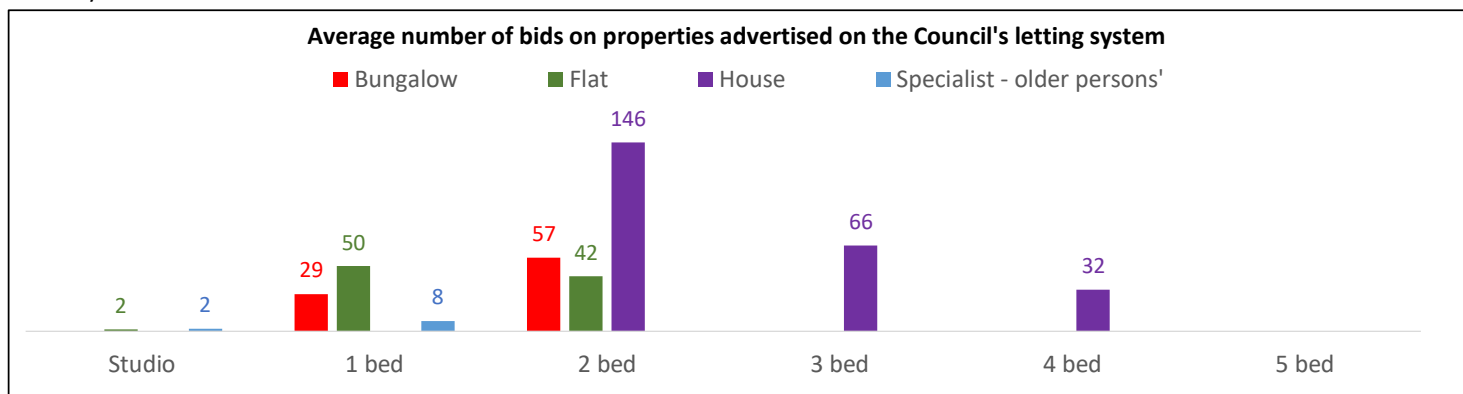
Lettings history in Black Notley

Number of lets per year of rented housing association homes (average from May 2009 to January 2021):



Number of bids per property in Black Notley

The average number of bids made for each property type which became available on the Council's lettings system between May 2009 and January 2021:



Applicants waiting for a housing association home to rent

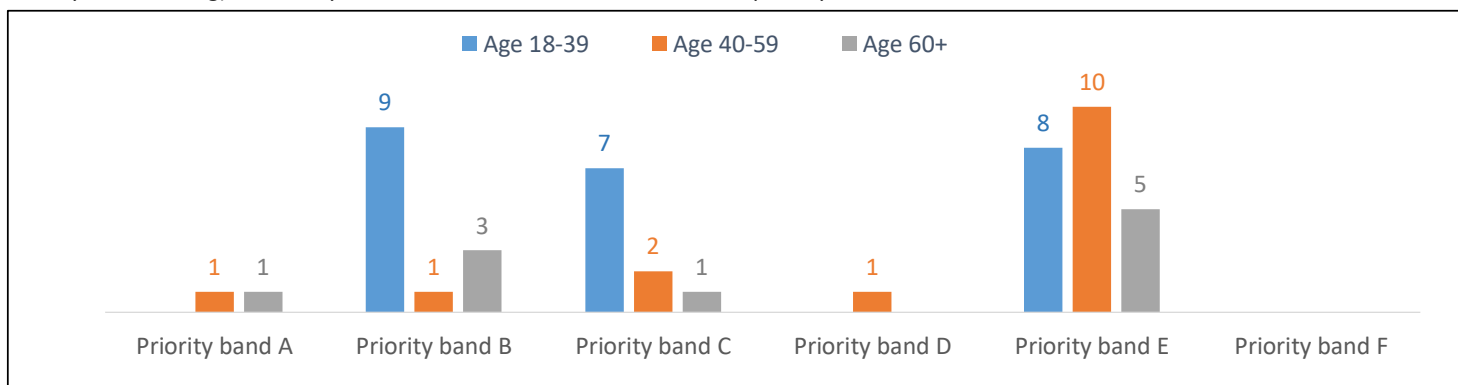
There were 21 households registered on Braintree District Council's system (Gateway to HomeChoice) waiting for housing association homes (households with a current address in the village as at January 2021):

Priority band A	Priority band B	Priority band C	Other bands D to F
1 Applicant	6 Applicants	5 Applicants	9 Applicants

For more information about the priority 'bands' (A to F) for housing applications, please see the guide to the data.

Applicants in Black Notley and surrounding villages

There were 49 households registered for housing association homes with a current address in Black Notley and surrounding villages (White Notley and Cressing) at January 2021. These are broken down into the priority 'bands' A to F:



Priority band A	Priority band B	Priority band C	Other bands D to F
2	13	10	24

The property size (number of bedrooms) needed by all applicants:

	1 bed	2 bed	3 bed	4 bed	5+ bed	Total
Age 18-39	8	8	8			24
Age 40-59	4	6	3	1	1	15
Age 60+	8	2				10
Total	20	16	11	1	1	49

	1 bed	2 bed	3 bed	4 bed	5+ bed	Total
Priority band A		2				2
Priority band B	4		8		1	13
Priority band C	6	3	1			10
Other bands D to F	10	11	2	1		24
Total	20	16	11	1	1	49