



[www.braintree.gov.uk/housing/housing-statnav](http://www.braintree.gov.uk/housing/housing-statnav)

## Key Housing Needs Statistics

### Silver End

Snapshot: July 2023

To be read in conjunction with the  
'Guide to Key Housing Needs Statistics – Larger villages'

For all sources, more detailed housing needs data and  
a full guide to how to read this data, please visit the  
Housing StatNav website.

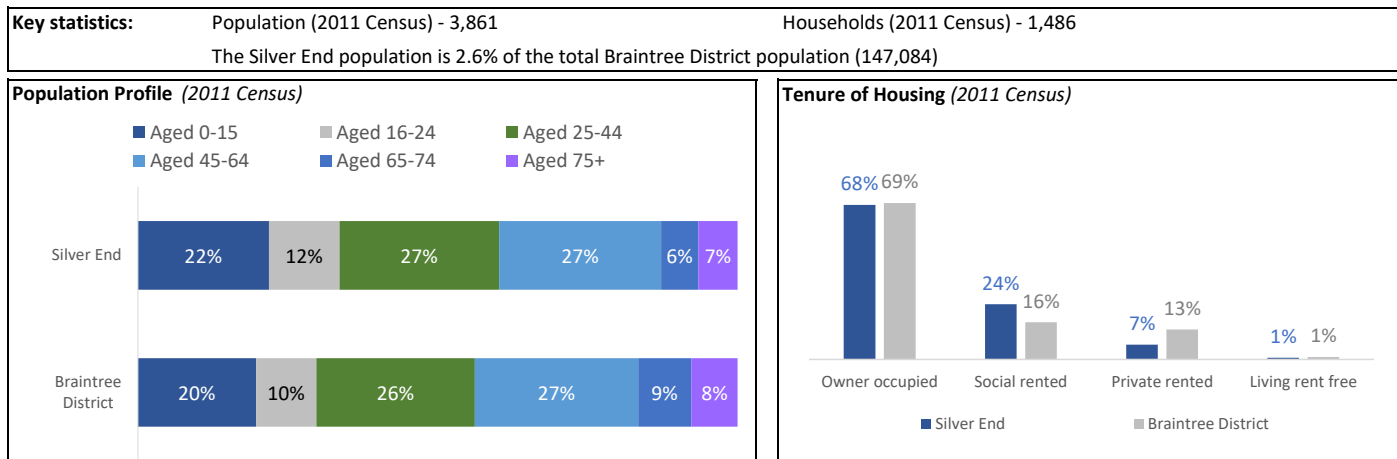


# Key Housing Needs Statistics

Snapshot: July 2023

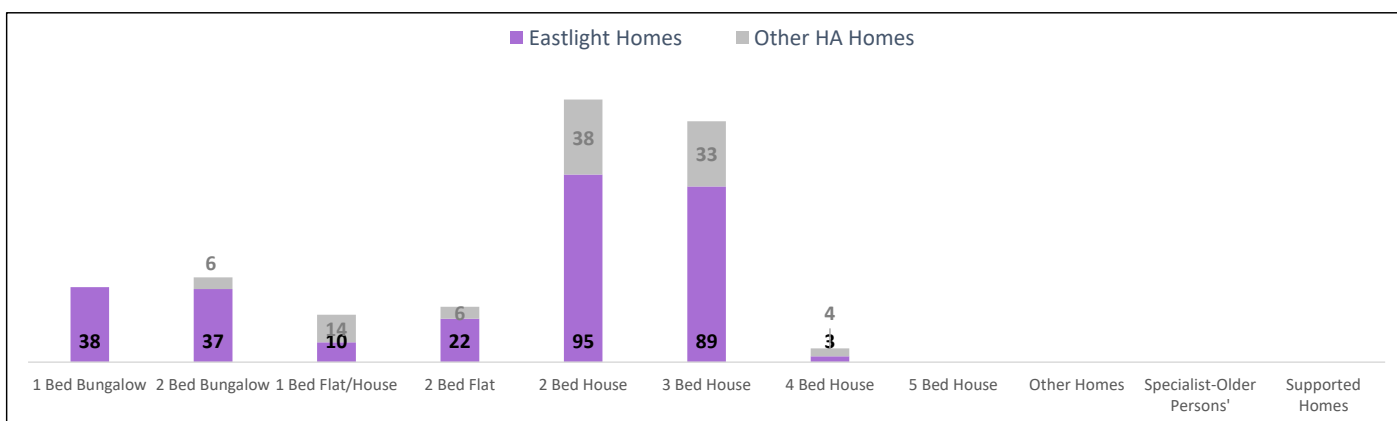


## Silver End



## Housing Association homes to rent in Silver End

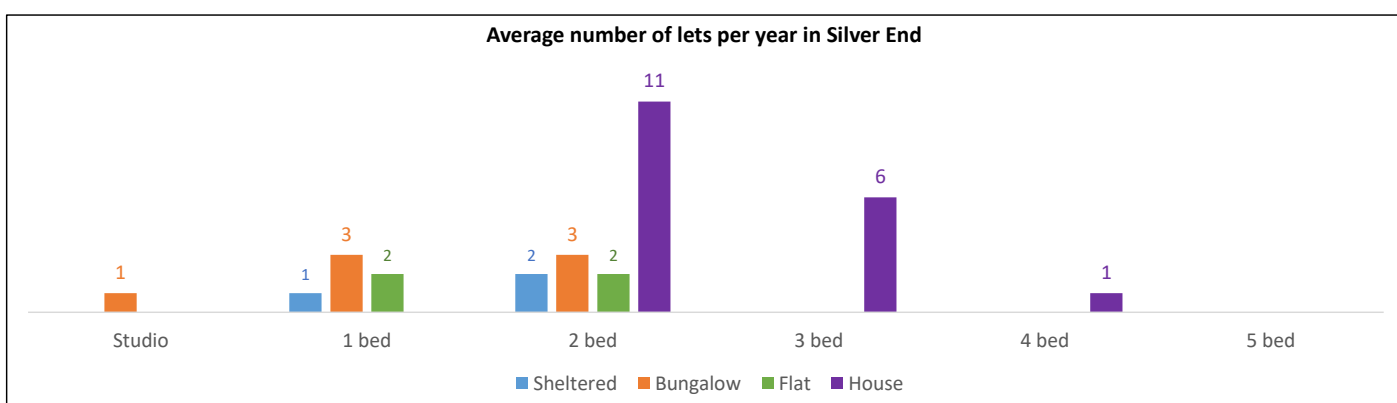
There were 395 Housing Association homes to rent in Silver End as at July 2023.



Bungalows		Flats			Houses				Specialist - older persons'	Supported	Other	TOTAL
1 bed	2 bed	1 bed	2 bed	3 bed	2 bed	3 bed	4 bed	5 bed				
38	43	24	28	0	133	122	7	0	0	0	0	395

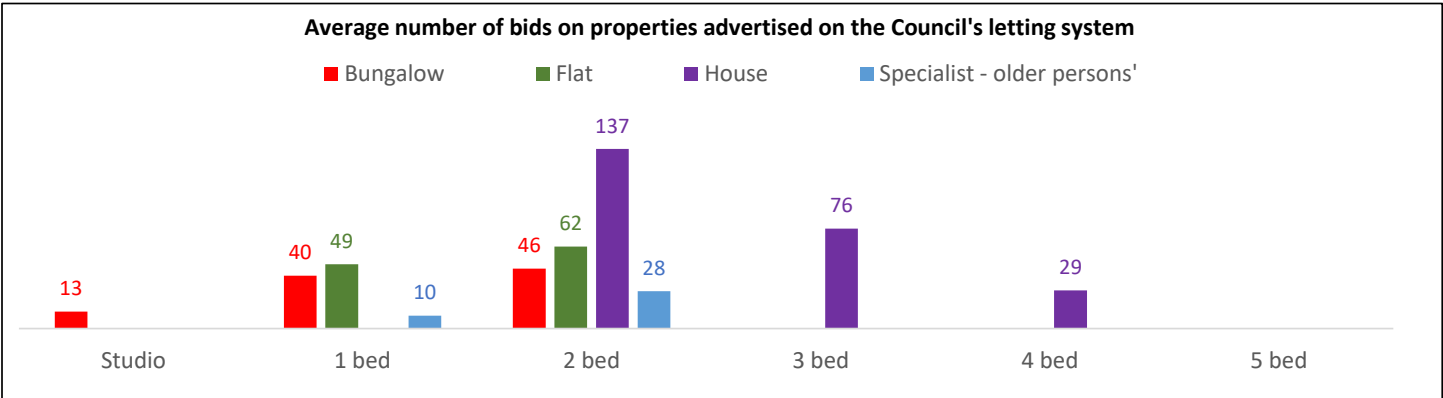
## Lettings history in Silver End

Number of lets per year of rented housing association homes (average from May 2009 to May 2023):



## Number of bids per property in Silver End

The average number of bids made for each property type which became available on the Council's lettings system between May 2009 and May 2023:



## Applicants waiting for a housing association home to rent

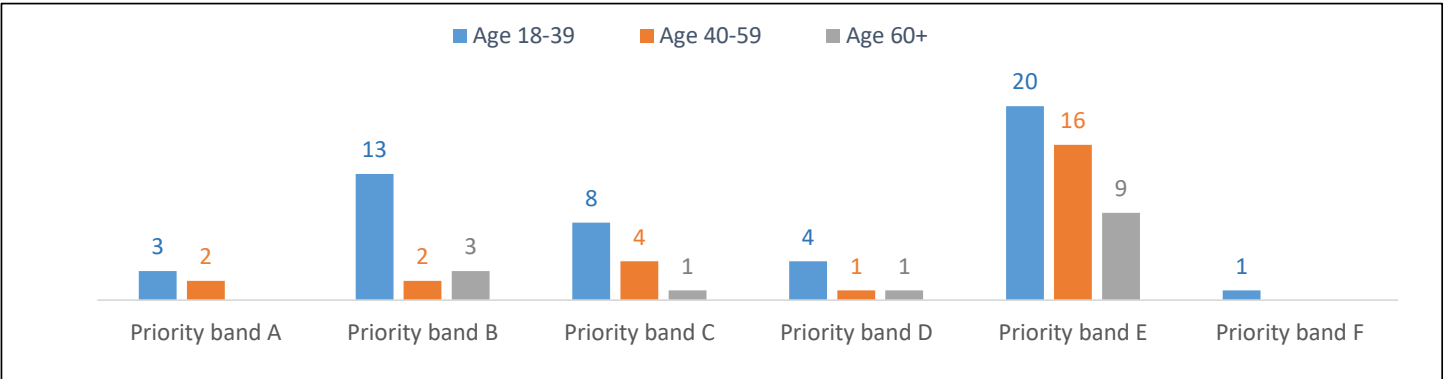
There were 45 households registered on Braintree District Council's system (Gateway to HomeChoice) waiting for housing association homes (households with a current address in the village as at July 2023):

Priority band A	Priority band B	Priority band C	Other bands D to F
4 Applicants	8 Applicants	7 Applicants	26 Applicants

For more information about the priority 'bands' (A to F) for housing applications, please see the guide to the data.

### Applicants in Silver End and surrounding villages

There were 88 households registered for housing association homes with a current address in Silver End and surrounding villages (White Notley, Cressing, Rivenhall and Bradwell) at July 2023. These are broken down into the priority 'bands' A to F:



Priority band A	Priority band B	Priority band C	Other bands D to F
5	18	13	52

The property size (number of bedrooms) needed by all applicants:

	1 bed	2 bed	3 bed	4 bed	5+ bed	Total
Age 18-39	8	21	17	3		49
Age 40-59	8	10	7			25
Age 60+	9	4	1			14
Total	25	35	25	3	0	88

	1 bed	2 bed	3 bed	4 bed	5+ bed	Total
Priority band A		1	2	2		5
Priority band B	4	2	12			18
Priority band C	7	4	2			13
Other bands D to F	14	28	9	1		52
Total	25	35	25	3	0	88