



www.braintree.gov.uk/housing/housing-statnav

Key Housing Needs Statistics

Shalford

Snapshot: October 2024

To be read in conjunction with the
'Guide to Key Housing Needs Statistics – Villages'

For all sources, more detailed housing needs data and
a full guide to how to read this data, please visit the
Housing StatNav website.



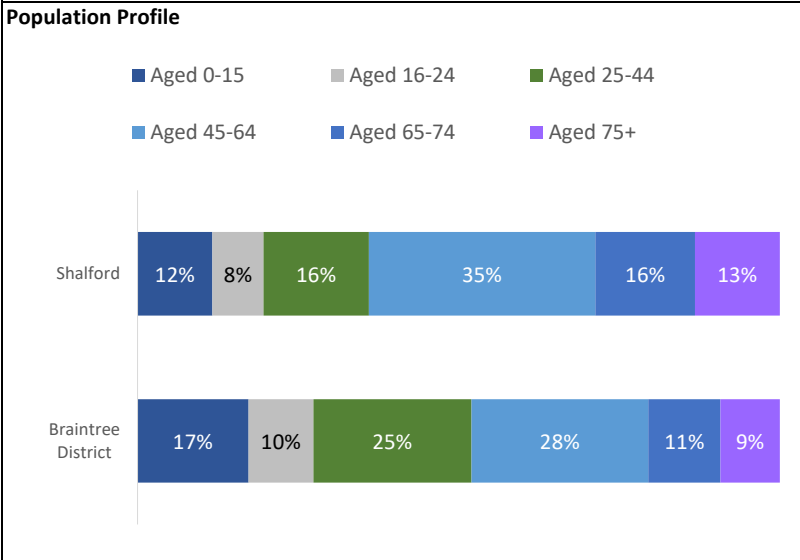
Key Housing Needs Statistics

Snapshot: October 2024



Shalford

About the Parish of Shalford



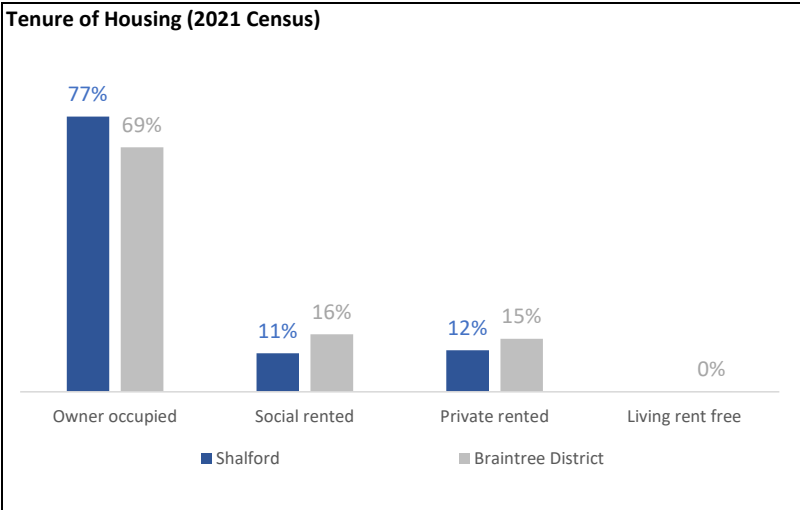
Key Parish Statistics

- Population (2021 Census) - 780
- Households (2021 Census) - 342
- The population is 0.5% of the total Braintree District population (155,233)

42.8% of households in Shalford are economically inactive, which is higher than the 36.9% across the district.

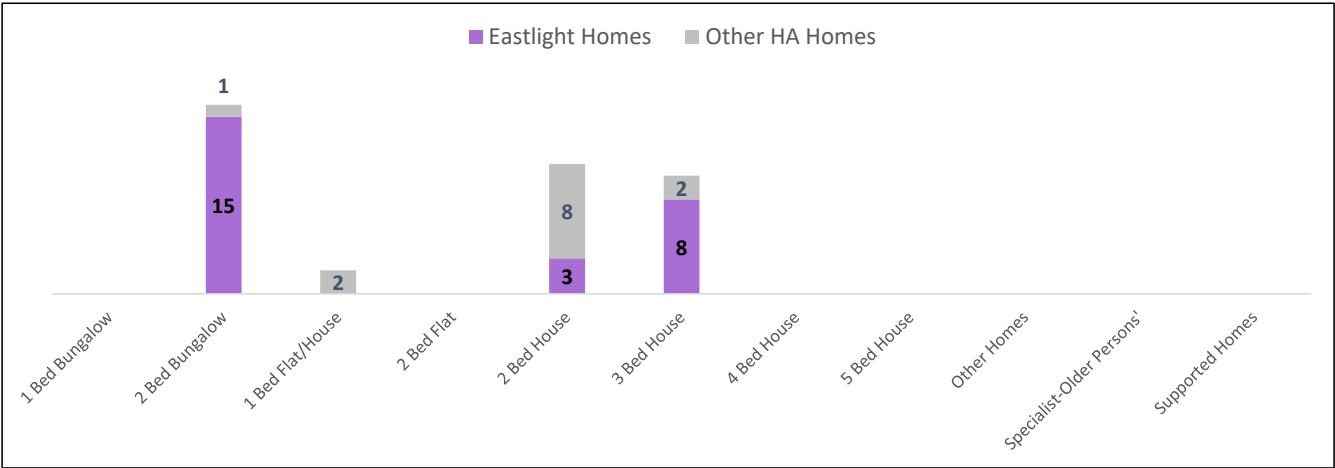
15.9% of households in Shalford are family households all aged over 65yrs, which is higher than the 10.9% across the district.

23.1% of households in Shalford are couples with children, which is lower than the 28.3% across the district.



Housing Association homes to rent in Shalford

There were 39 Housing Association homes to rent in Shalford as at October 2024.



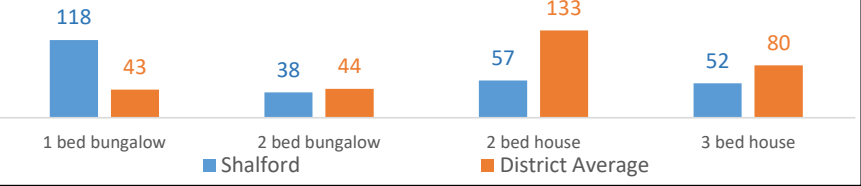
Lettings history in Shalford

Number of homes which have become available to rent

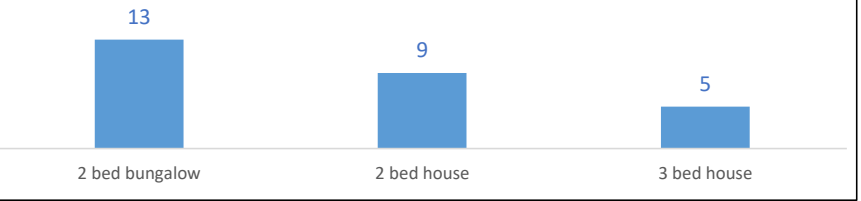
During the 15 year period from April 2009 to October 2024, there have been 27 homes that have become available to rent through Gateway to HomeChoice.
These were:

- 13 x 2 bed bungalows
- 9 x 2 bed houses
- 5 x 3 bed houses

Average number of bids on properties advertised on the Council's letting system



Total number of homes which became available between 2009 and 2024



Applicants waiting for a housing association home to rent

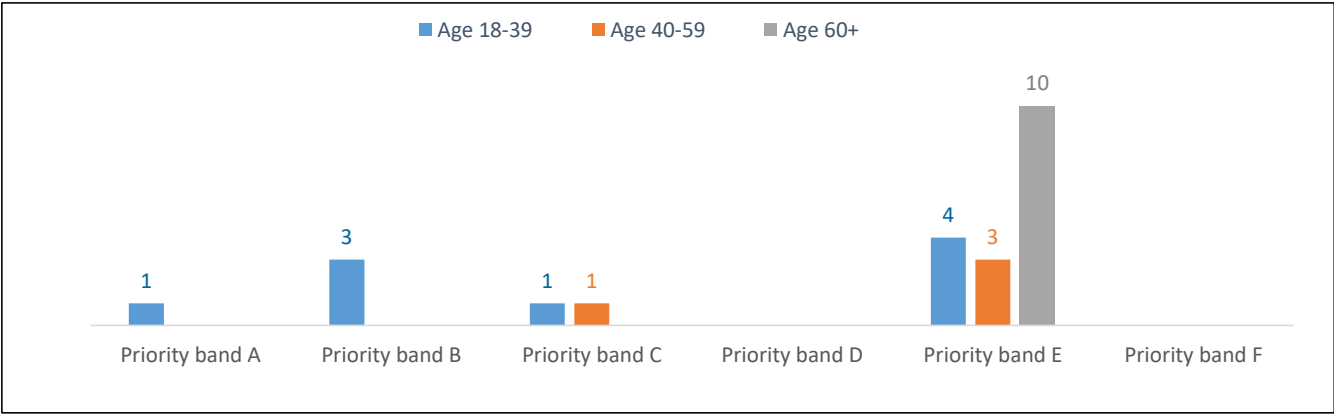
There were 9 households registered on Braintree District Council's system (Gateway to HomeChoice) waiting for housing association homes (households with a current address in the village as at October 2024):

| Priority band A | Priority band B | Priority band C | Other bands D to F |
|-----------------|-----------------|-----------------|--------------------|
| 1 Applicant | 1 Applicant | 1 Applicant | 6 Applicants |

For more information about the priority 'bands' (A to F) for housing applications, please see the guide to the data.

Applicants in Shalford and surrounding villages

There were 23 households registered for housing association homes with a current address in Shalford and surrounding villages (Wethersfield, Great Saling and Bardfield Saling) at October 2024. These are broken down into the priority 'bands' A to F:



| Priority band A | Priority band B | Priority band C | Other bands D to F |
|-----------------|-----------------|-----------------|--------------------|
| 1 | 3 | 2 | 17 |

The property size (number of bedrooms) needed by all applicants:

| Age Group | 1 bed | 2 bed | 3 bed | 4 bed | 5+ bed | Total |
|-----------|-------|-------|-------|-------|--------|-------|
| Age 18-39 | 4 | 1 | 4 | | | 9 |
| Age 40-59 | 3 | 1 | | | | 4 |
| Age 60+ | 8 | 2 | | | | 10 |
| Total | 15 | 4 | 4 | 0 | 0 | 23 |

| Priority Band | 1 bed | 2 bed | 3 bed | 4 bed | 5+ bed | Total |
|--------------------|-------|-------|-------|-------|--------|-------|
| Priority band A | | | 1 | | | 1 |
| Priority band B | | | 3 | | | 3 |
| Priority band C | 2 | | | | | 2 |
| Other bands D to F | 13 | 4 | | | | 17 |
| Total | 15 | 4 | 4 | 0 | 0 | 23 |