



[www.braintree.gov.uk/housing/housing-statnav](http://www.braintree.gov.uk/housing/housing-statnav)

## Key Housing Needs Statistics

### Shalford

Snapshot: July 2023

To be read in conjunction with the  
'Guide to Key Housing Needs Statistics – Villages'

For all sources, more detailed housing needs data and  
a full guide to how to read this data, please visit the  
Housing StatNav website.



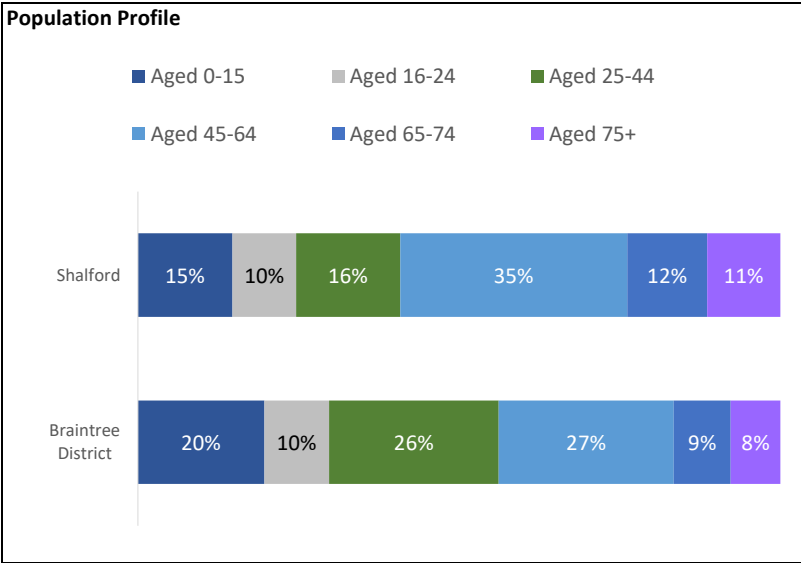
# Key Housing Needs Statistics

Snapshot: July 2023



## Shalford

### About the Parish of Shalford



**Key Parish Statistics**

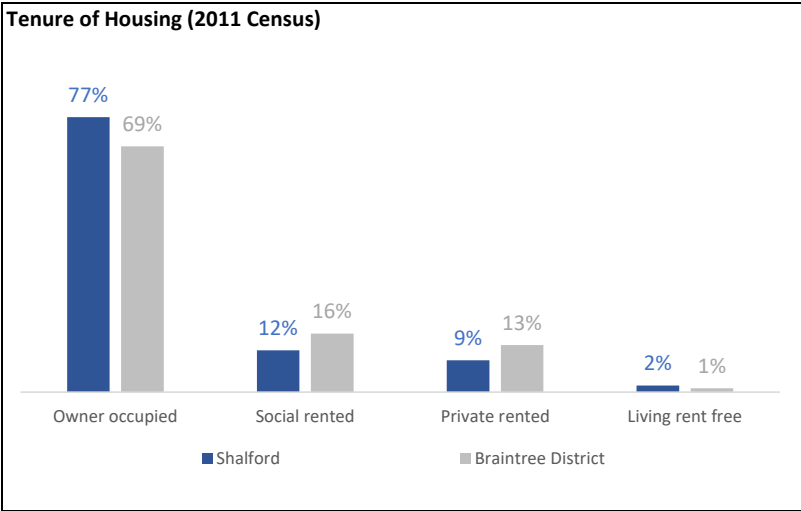
- Population (2011 Census) - 747
- Households (2011 Census) - 323
- The population is 0.5% of the total Braintree District population (147,084)

**Over a quarter of households are couples under the age of 65 with no children**

At 26%, this is higher than the Braintree District proportion of 20% and the East of England average of 19%

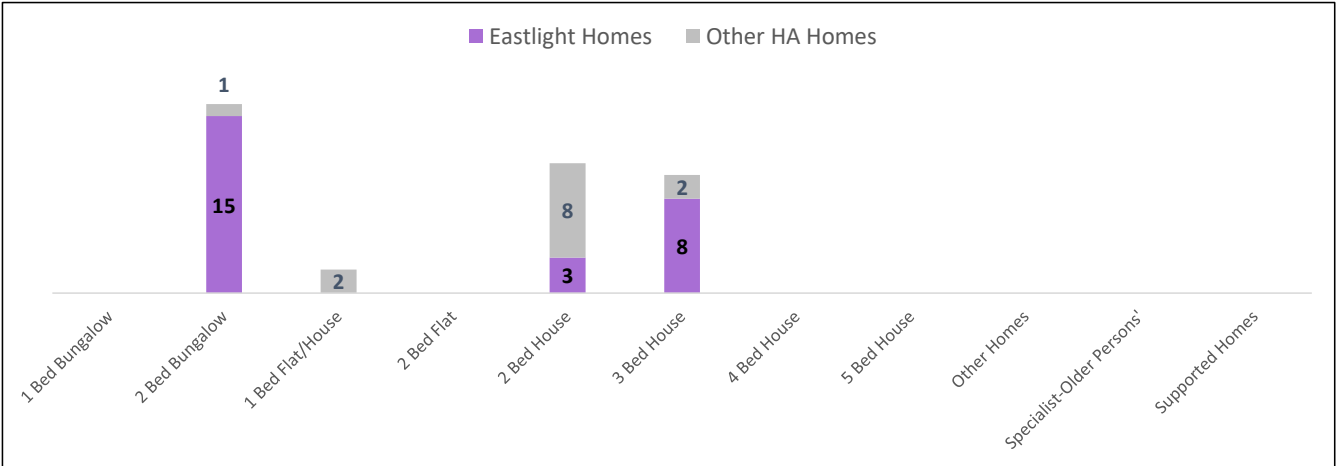
**Almost a third of households are singles or couples over the age of 65**

31% of households are couples or singles where all members of the household are over the age of 65, compared to the District proportion of 21%



### Housing Association homes to rent in Shalford

There were 39 Housing Association homes to rent in Shalford as at July 2023.



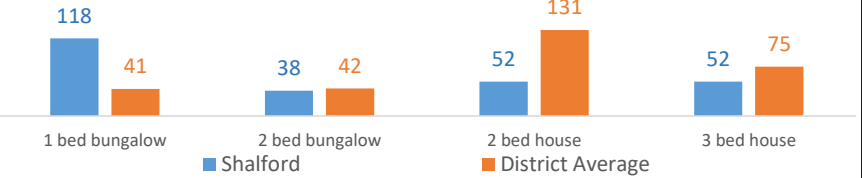
## Lettings history in Shalford

### Number of homes which have become available to rent

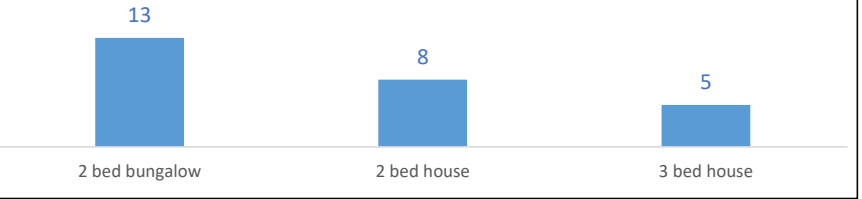
During the 14 year period from April 2009 to June 2023, there have been 26 homes that have become available to rent through Gateway to HomeChoice.  
These were:

- 13 x 2 bed bungalows
- 8 x 2 bed houses
- 5 x 3 bed houses

### Average number of bids on properties advertised on the Council's letting system



### Total number of homes which became available between 2009 and 2023



## Applicants waiting for a housing association home to rent

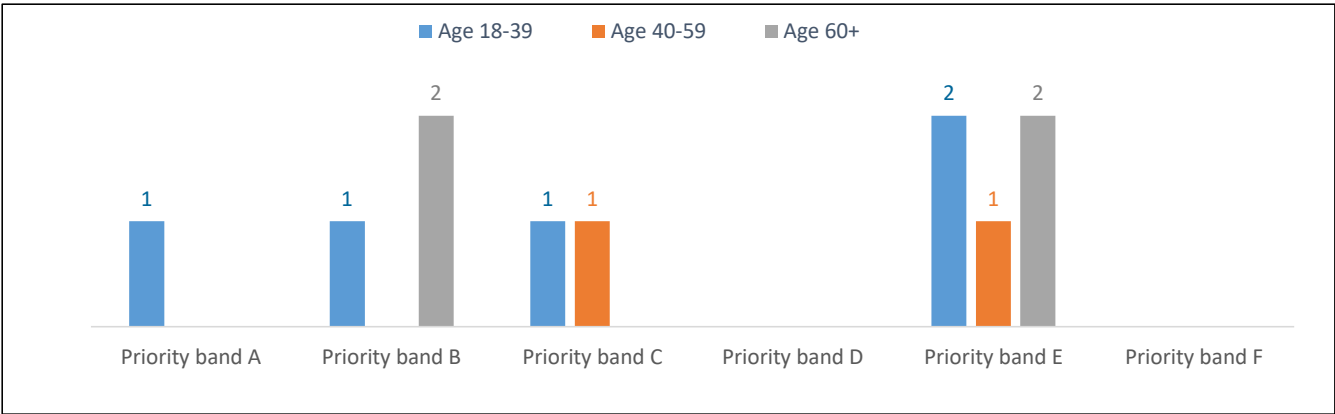
There were 3 households registered on Braintree District Council's system (Gateway to HomeChoice) waiting for housing association homes (households with a current address in the village as at July 2023):

Priority band A	Priority band B	Priority band C	Other bands D to F
1 Applicant	0 Applicants	1 Applicant	1 Applicant

For more information about the priority 'bands' (A to F) for housing applications, please see the guide to the data.

### Applicants in Shalford and surrounding villages

There were 11 households registered for housing association homes with a current address in Shalford and surrounding villages (Wethersfield, Great Saling and Bardfield Saling) at July 2023. These are broken down into the priority 'bands' A to F:



Priority band A	Priority band B	Priority band C	Other bands D to F
1	3	2	5

The property size (number of bedrooms) needed by all applicants:

Age Group	1 bed	2 bed	3 bed	4 bed	5+ bed	Total
Age 18-39	1	2	2			5
Age 40-59	2					2
Age 60+	4					4
Total	7	2	2	0	0	11

Priority Band	1 bed	2 bed	3 bed	4 bed	5+ bed	Total
Priority band A			1			1
Priority band B	2		1			3
Priority band C	1	1				2
Other bands D to F	4	1				5
Total	7	2	2	0	0	11