



www.braintree.gov.uk/housing/housing-statnav

Key Housing Needs Statistics

Pebmarsh

Snapshot: October 2024

To be read in conjunction with the
'Guide to Key Housing Needs Statistics – Villages'

For all sources, more detailed housing needs data and
a full guide to how to read this data, please visit the
Housing StatNav website.



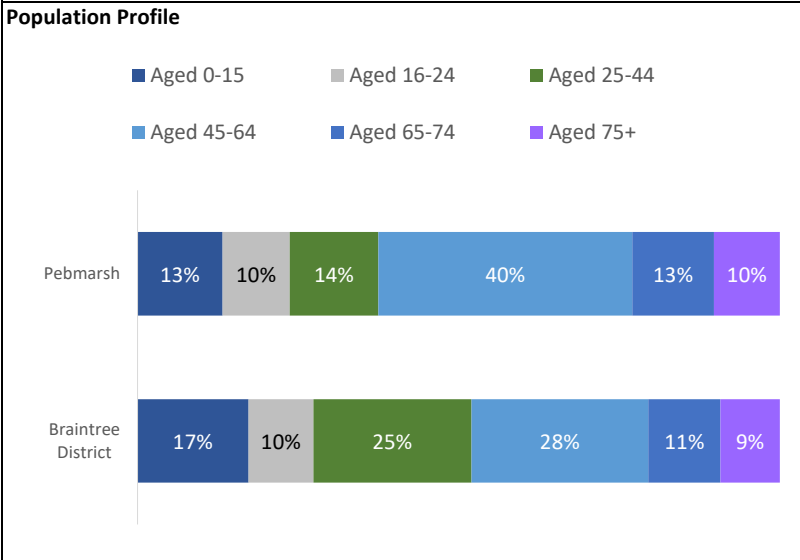
Key Housing Needs Statistics

Snapshot: October 2024



Pebmarsh

About the Parish of Pebmarsh



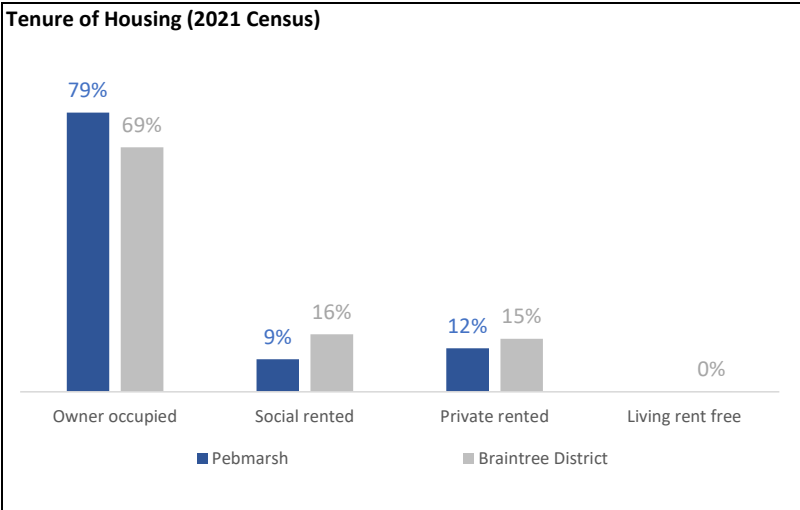
Key Parish Statistics

- Population (2021 Census) - 536
- Households (2021 Census) - 229
- The population is 0.3% of the total Braintree District population (155,233)

37.4% of households in Pebmarsh are economically inactive, which is higher than the 36.9% across the district.

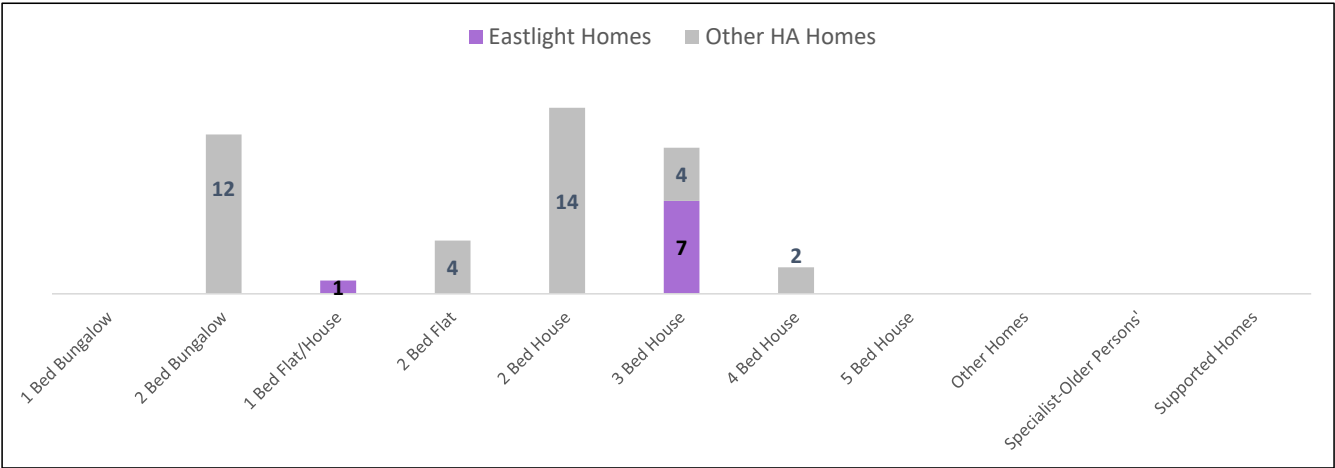
17.0% of households in Pebmarsh are one person households over 65yrs, which is higher than the 13.2% across the district.

8.3% of households in Pebmarsh are one person households aged 65yrs & under, which is lower than the 14.1% across the district.



Housing Association homes to rent in Pebmarsh

There were 44 Housing Association homes to rent in Pebmarsh as at October 2024.



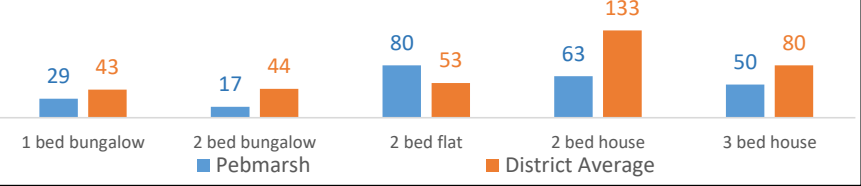
Lettings history in Pebmarsh

Number of homes which have become available to rent

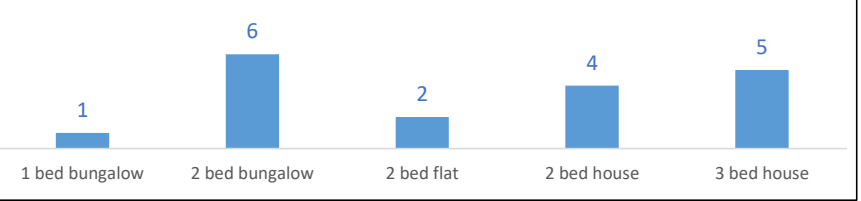
During the 15 year period from April 2009 to October 2024, there have been 18 homes that have become available to rent through Gateway to HomeChoice.
These were:

- 1 x 1 bed bungalow
- 6 x 2 bed bungalows
- 2 x 2 bed flats
- 4 x 2 bed houses
- 5 x 3 bed houses

Average number of bids on properties advertised on the Council's letting system



Total number of homes which became available between 2009 and 2024



Applicants waiting for a housing association home to rent

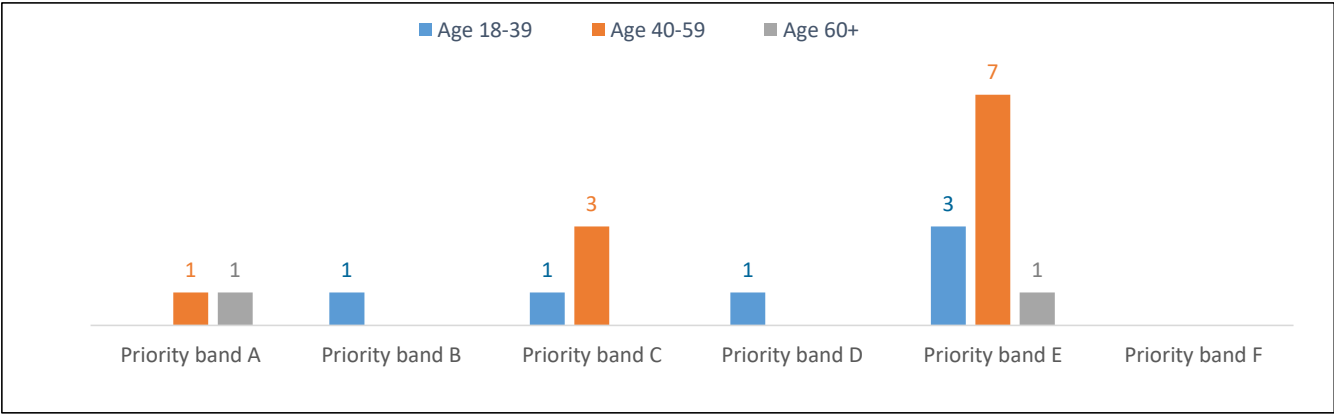
There were 5 households registered on Braintree District Council's system (Gateway to HomeChoice) waiting for housing association homes (households with a current address in the village as at October 2024):

Priority band A	Priority band B	Priority band C	Other bands D to F
1 Applicant	0 Applicants	2 Applicants	2 Applicants

For more information about the priority 'bands' (A to F) for housing applications, please see the guide to the data.

Applicants in Pebmarsh and surrounding villages

There were 19 households registered for housing association homes with a current address in Pebmarsh and surrounding villages (Colne Engaine, Little Maplestead, Bures Hamlet and Lamarsh) at October 2024. These are broken down into the priority 'bands' A to F:



Priority band A	Priority band B	Priority band C	Other bands D to F
2	1	4	12

The property size (number of bedrooms) needed by all applicants:

Age Group	1 bed	2 bed	3 bed	4 bed	5+ bed	Total
Age 18-39	1	4	1	0	0	6
Age 40-59	6	5	0	0	0	11
Age 60+	1	1	0	0	0	2
Total	8	10	1	0	0	19

Priority Band	1 bed	2 bed	3 bed	4 bed	5+ bed	Total
Priority band A	0	2	0	0	0	2
Priority band B	0	0	1	0	0	1
Priority band C	3	1	0	0	0	4
Other bands D to F	5	7	0	0	0	12
Total	8	10	1	0	0	19