



www.braintree.gov.uk/housing/housing-statnav

Key Housing Needs Statistics

Pebmarsh

Snapshot: July 2023

To be read in conjunction with the
'Guide to Key Housing Needs Statistics – Villages'

For all sources, more detailed housing needs data and
a full guide to how to read this data, please visit the
Housing StatNav website.



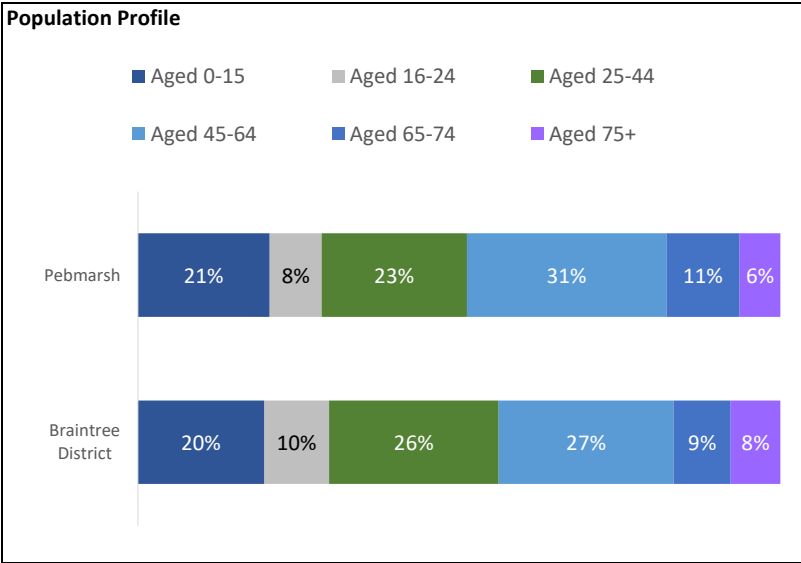
Key Housing Needs Statistics

Snapshot: July 2023



Pebmarsh

About the Parish of Pebmarsh

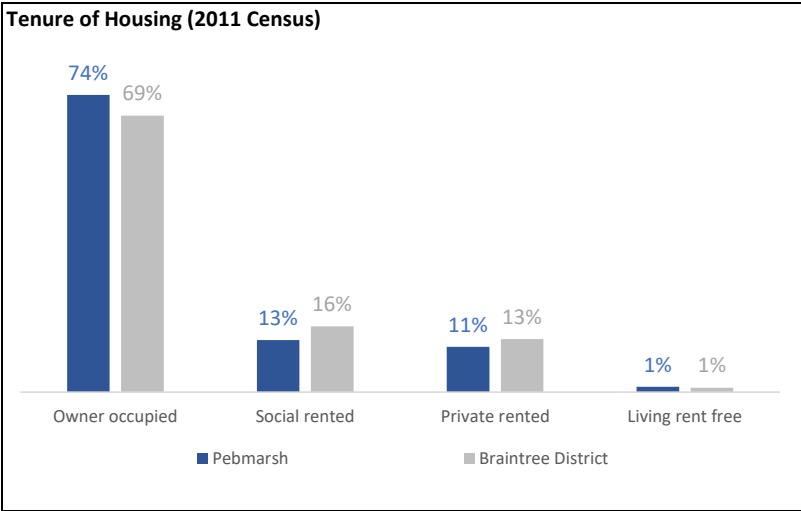


Key Parish Statistics

- Population (2011 Census) - 570
- Households (2011 Census) - 230
- The population is 0.4% of the total Braintree District population (147,084)

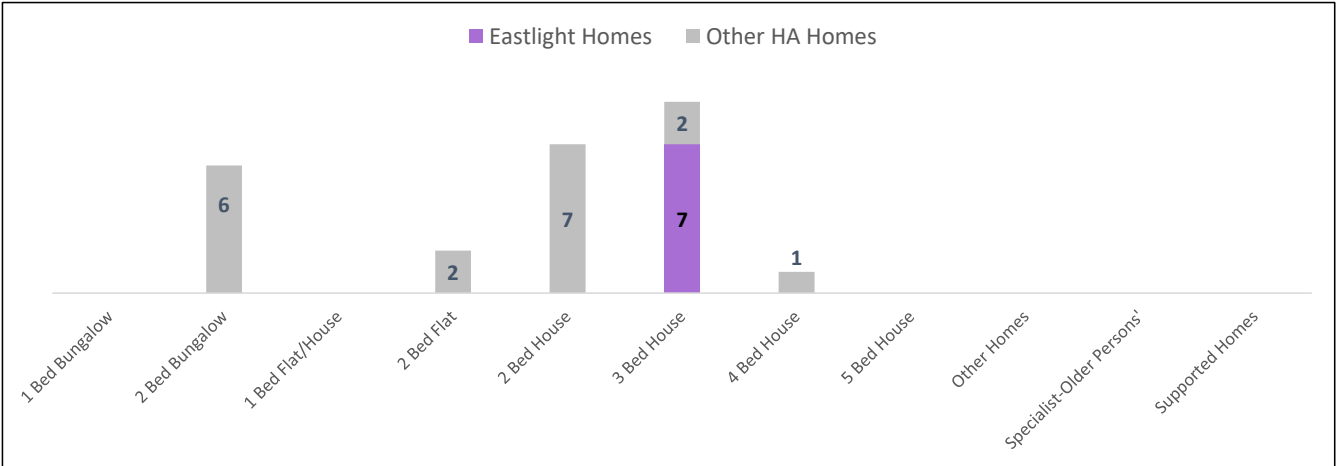
Higher proportion of couples with no children (under 65)
29% of households in the parish are couple households with no children, compared to the District and East of England averages of 20% and 19%

Slightly lower unemployment
2% of people aged 16-74 are unemployed and actively seeking employment, compared to the District and East of England averages



Housing Association homes to rent in Pebmarsh

There were 25 Housing Association homes to rent in Pebmarsh as at July 2023.



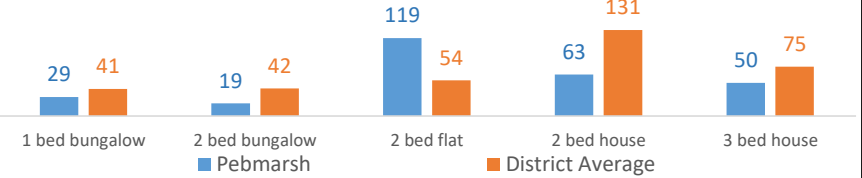
Lettings history in Pebmarsh

Number of homes which have become available to rent

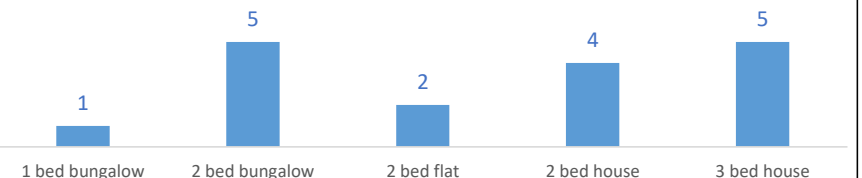
During the 14 year period from April 2009 to June 2023, there have been 17 homes that have become available to rent through Gateway to HomeChoice.
These were:

- 1 x 1 bed bungalow
- 5 x 2 bed bungalows
- 2 x 2 bed flats
- 4 x 2 bed houses
- 5 x 3 bed houses

Average number of bids on properties advertised on the Council's letting system



Total number of homes which became available between 2009 and 2023



Applicants waiting for a housing association home to rent

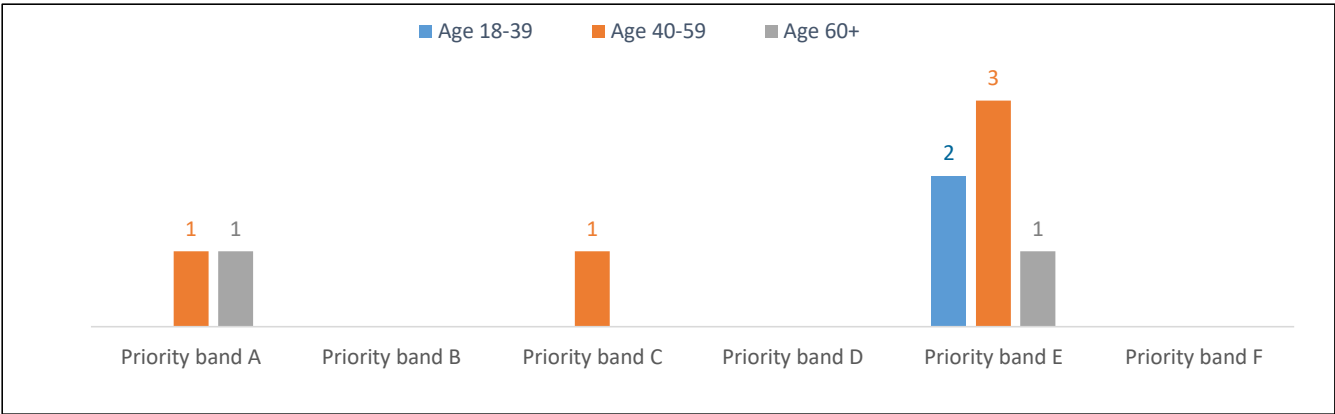
There were 2 households registered on Braintree District Council's system (Gateway to HomeChoice) waiting for housing association homes (households with a current address in the village as at July 2023):

Priority band A	Priority band B	Priority band C	Other bands D to F
1 Applicant	0 Applicants	1 Applicant	0 Applicants

For more information about the priority 'bands' (A to F) for housing applications, please see the guide to the data.

Applicants in Pebmarsh and surrounding villages

There were 9 households registered for housing association homes with a current address in Pebmarsh and surrounding villages (Colne Engaine, Little Maplestead, Bures Hamlet and Lamarsh) at July 2023. These are broken down into the priority 'bands' A to F:



Priority band A	Priority band B	Priority band C	Other bands D to F
2	0	1	6

The property size (number of bedrooms) needed by all applicants:

Age Group	1 bed	2 bed	3 bed	4 bed	5+ bed	Total
Age 18-39		2				2
Age 40-59	1	4				5
Age 60+	1	1				2
Total	2	7	0	0	0	9

Priority Band	1 bed	2 bed	3 bed	4 bed	5+ bed	Total
Priority band A		2				2
Priority band B						
Priority band C		1				1
Other bands D to F	2	4				6
Total	2	7	0	0	0	9