



www.braintree.gov.uk/housing/housing-statnav

Key Housing Needs Statistics

Little Maplestead

Snapshot: July 2023

To be read in conjunction with the
'Guide to Key Housing Needs Statistics – Villages'

For all sources, more detailed housing needs data and
a full guide to how to read this data, please visit the
Housing StatNav website.



Key Housing Needs Statistics

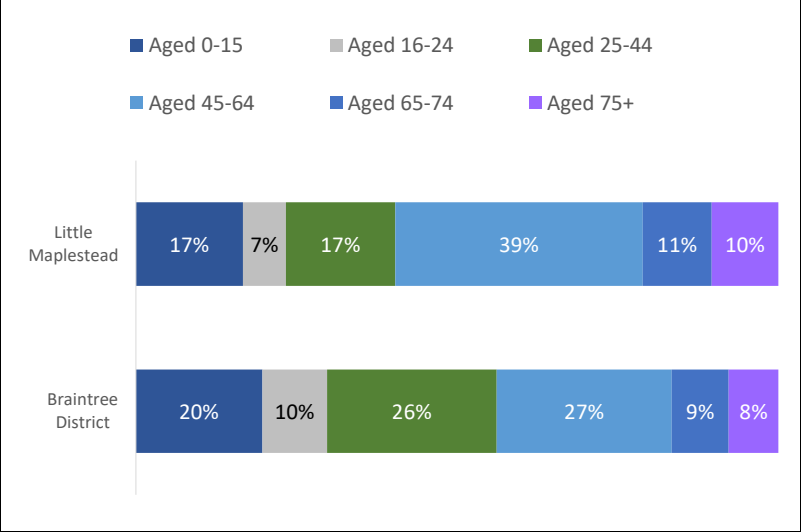
Snapshot: July 2023



Little Maplestead

About the Parish of Little Maplestead

Population Profile



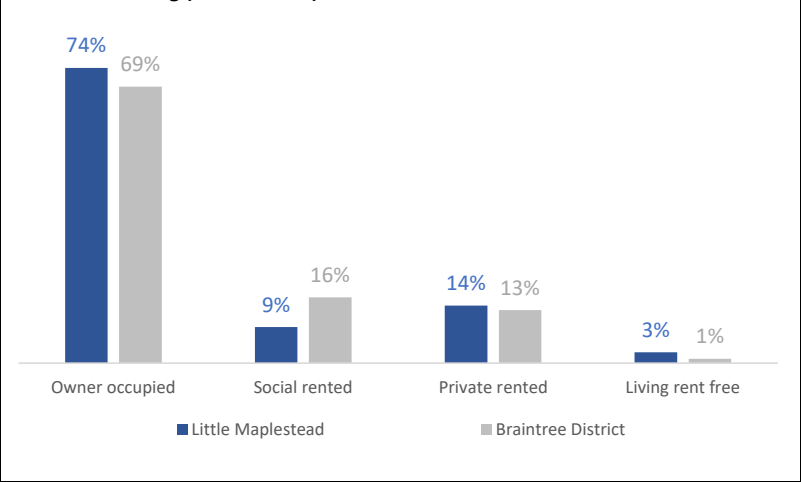
Key Parish Statistics

- Population (2011 Census) - 270
- Households (2011 Census) - 111
- The population is 0.2% of the total Braintree District population (147,084)



Higher proportion of couple households over the age of 65
14% of households are couples both over the age of 65, compared to the Braintree District and East of England proportions of 9%

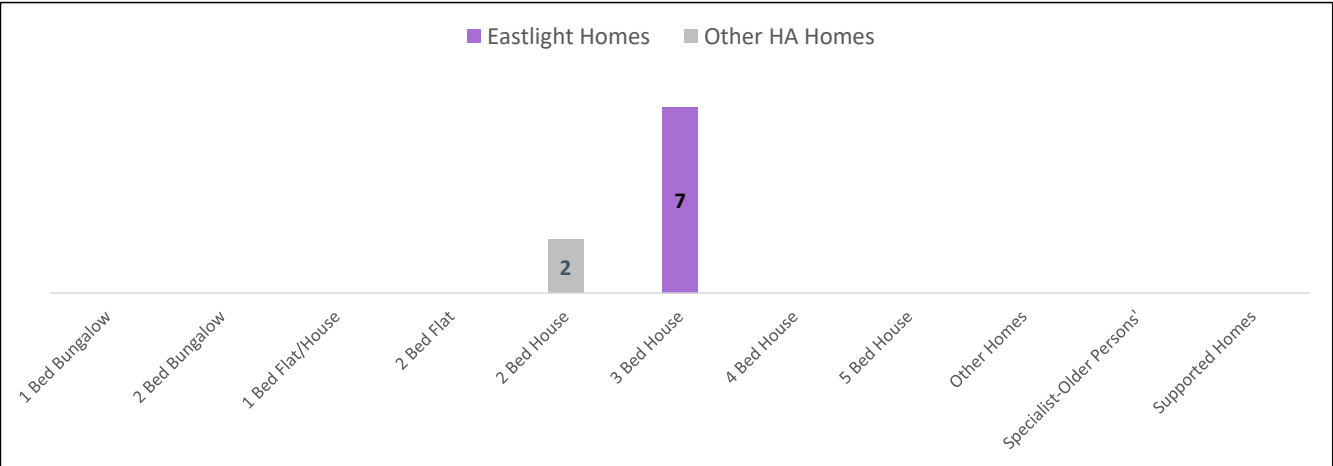
Tenure of Housing (2011 Census)



The economic activity is very similar to Braintree District, with slightly lower unemployment
With just under three quarters of people employed (72%), 2% of residents unemployed and actively seeking employment, compared to the 4% District average, and 26% 'economically inactive' (retired, carers and...)

Housing Association homes to rent in Little Maplestead

There were 9 Housing Association homes to rent in Little Maplestead as at July 2023.



Lettings history in Little Maplestead

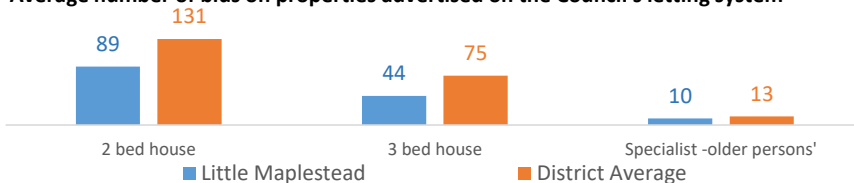
Number of homes which have become available to rent

During the 14 year period from April 2009 to June 2023, there have been 5 homes that have become available to rent through Gateway to HomeChoice.

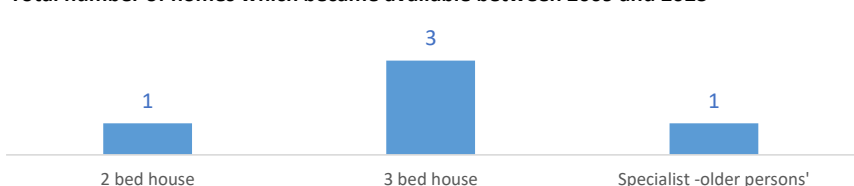
These were:

- 1 x 2 bed house
- 3 x 3 bed houses
- 1 x Specialist -older persons'

Average number of bids on properties advertised on the Council's letting system



Total number of homes which became available between 2009 and 2023



Applicants waiting for a housing association home to rent

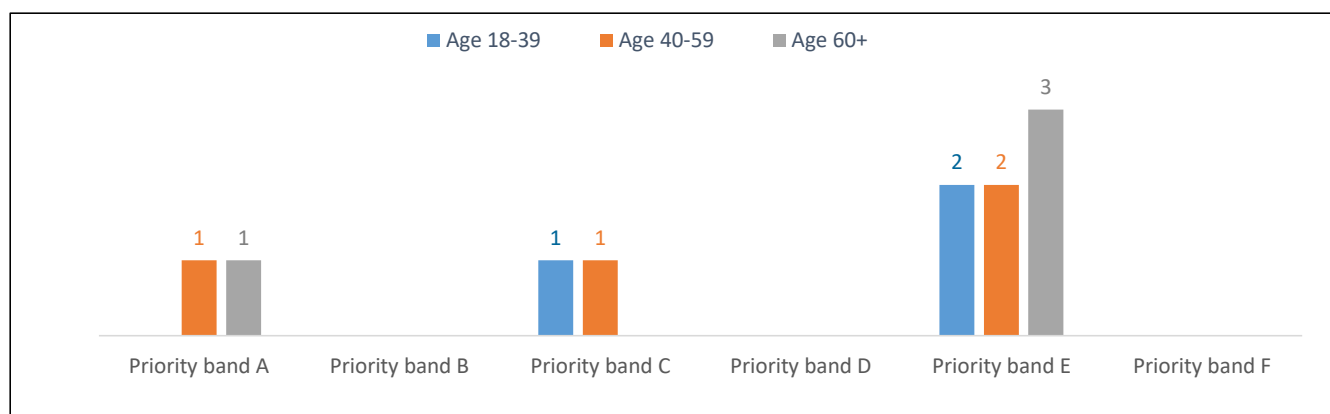
There were 2 households registered on Braintree District Council's system (Gateway to HomeChoice) waiting for housing association homes (households with a current address in the village as at July 2023):

Priority band A	Priority band B	Priority band C	Other bands D to F
1 Applicant	0 Applicants	0 Applicants	1 Applicant

For more information about the priority 'bands' (A to F) for housing applications, please see the guide to the data.

Applicants in Little Maplestead and surrounding villages

There were 11 households registered for housing association homes with a current address in Little Maplestead and surrounding villages (Wickham St. Paul, Pebmarsh, Gestingthorpe and Great Maplestead) at July 2023. These are broken down into the priority 'bands' A to F:



Priority band A	Priority band B	Priority band C	Other bands D to F
2	0	2	7

The property size (number of bedrooms) needed by all applicants:

Age Group	1 bed	2 bed	3 bed	4 bed	5+ bed	Total
Age 18-39	1	1	1	0	0	3
Age 40-59	1	3	0	0	0	4
Age 60+	3	1	0	0	0	4
Total	5	5	1	0	0	11

Priority Band	1 bed	2 bed	3 bed	4 bed	5+ bed	Total
Priority band A	0	2	0	0	0	2
Priority band B	0	0	0	0	0	0
Priority band C	1	1	0	0	0	2
Other bands D to F	4	2	1	0	0	7
Total	5	5	1	0	0	11