



[www.braintree.gov.uk/housing/housing-statnav](http://www.braintree.gov.uk/housing/housing-statnav)

## Key Housing Needs Statistics

### Greenstead Green & Halstead Rural

Snapshot: July 2023

To be read in conjunction with the  
'Guide to Key Housing Needs Statistics – Villages'

For all sources, more detailed housing needs data and  
a full guide to how to read this data, please visit the  
Housing StatNav website.



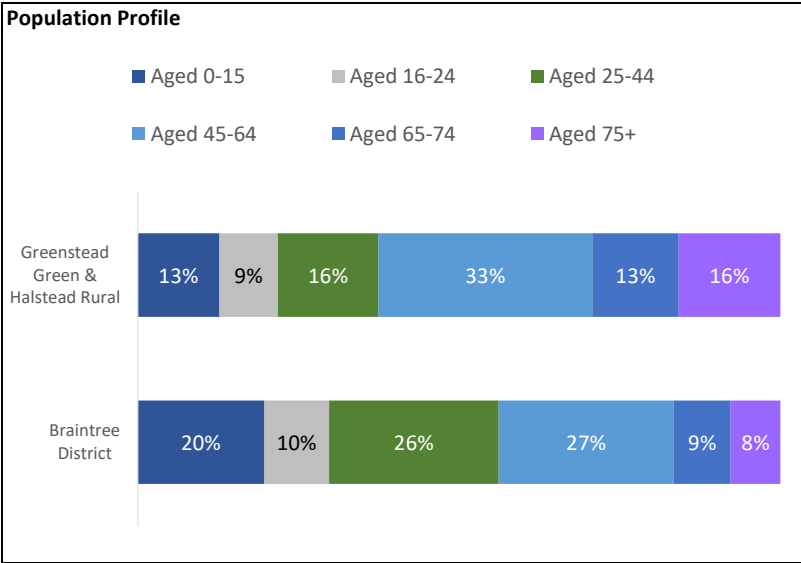
# Key Housing Needs Statistics

Snapshot: July 2023



## Greenstead Green & Halstead Rural

### About the Parish of Greenstead Green & Halstead Rural

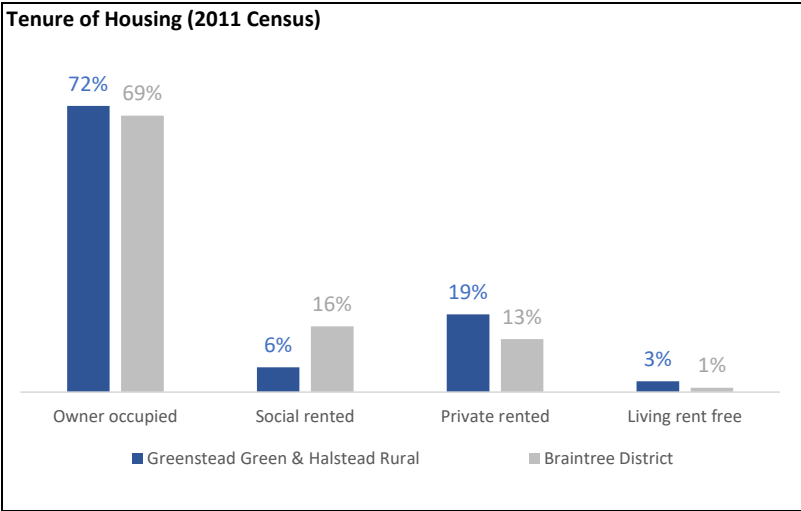


**Key Parish Statistics**

- Population (2011 Census) - 670
- Households (2011 Census) - 257
- The population is 0.5% of the total Braintree District population (147,084)

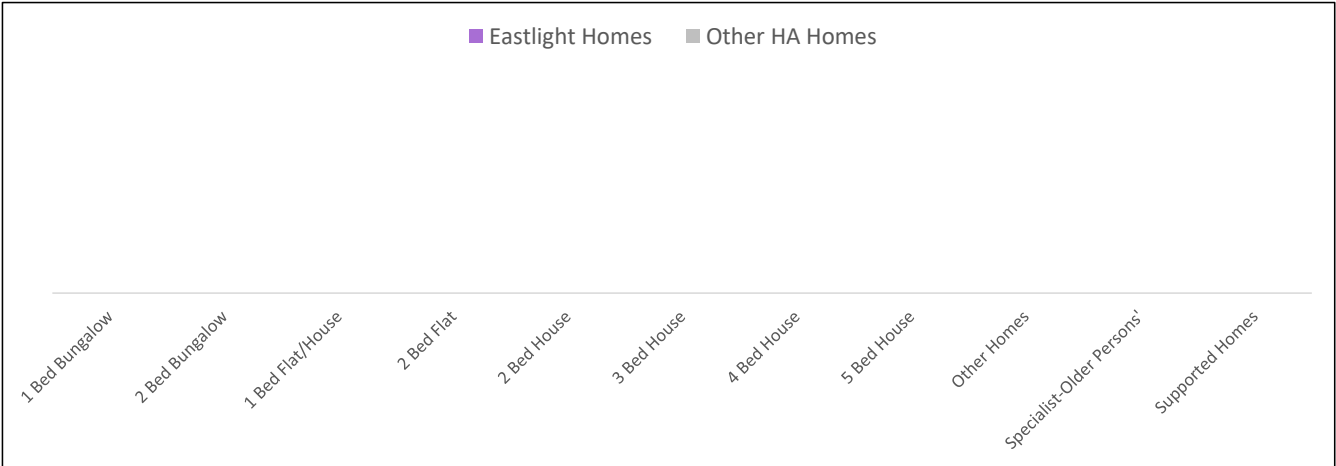
**Higher proportion of single and couple households over the age of 65**  
15% of households are couples both over the age of 65, compared to the Braintree District and East of England proportions of 9%

**Lower level of employment**  
Just 1% of people aged 16-74 are unemployed and actively seeking employment, compared to 4% across the District



### Housing Association homes to rent in Greenstead Green & Halstead Rural

There were 0 Housing Association homes to rent in Greenstead Green & Halstead Rural as at July 2023.



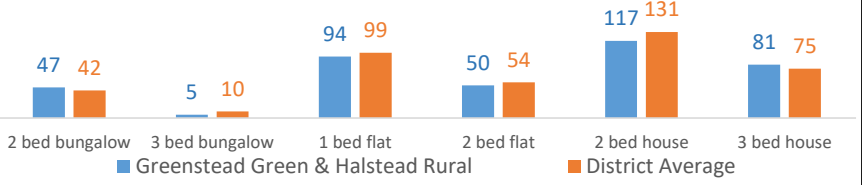
## Lettings history in Greenstead Green & Halstead Rural

### Number of homes which have become available to rent

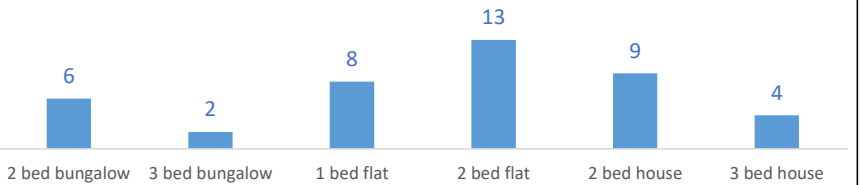
During the 14 year period from April 2009 to June 2023, there have been 42 homes that have become available to rent through Gateway to HomeChoice.  
These were:

- 6 x 2 bed bungalows
- 2 x 3 bed bungalows
- 8 x 1 bed flats
- 13 x 2 bed flats
- 9 x 2 bed houses
- 4 x 3 bed houses

### Average number of bids on properties advertised on the Council's letting system



### Total number of homes which became available between 2009 and 2023



## Applicants waiting for a housing association home to rent

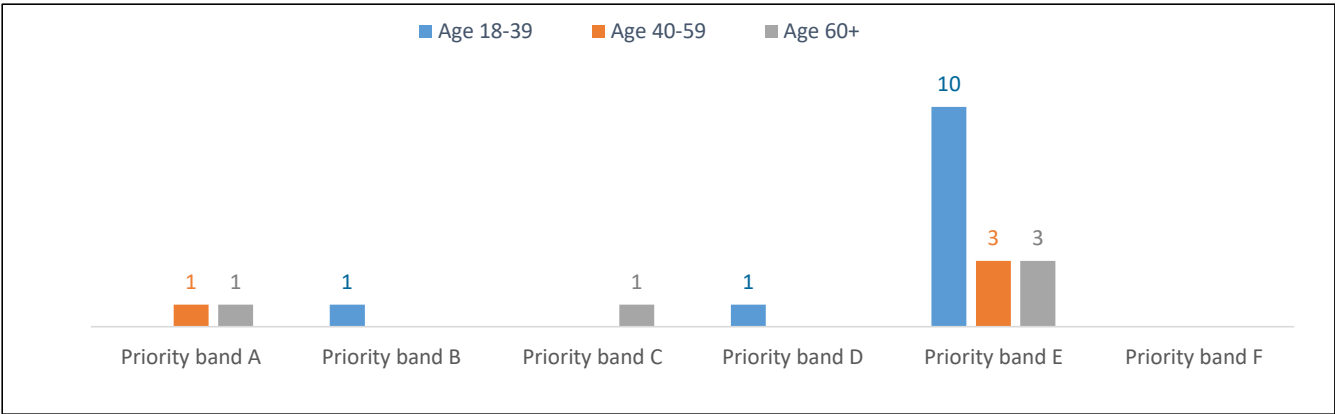
There were 9 households registered on Braintree District Council's system (Gateway to HomeChoice) waiting for housing association homes (households with a current address in the village as at July 2023):

Priority band A	Priority band B	Priority band C	Other bands D to F
0 Applicants	0 Applicants	0 Applicants	9 Applicants

For more information about the priority 'bands' (A to F) for housing applications, please see the guide to the data.

### Applicants in Greenstead Green & Halstead Rural and surrounding villages

There were 21 households registered for housing association homes with a current address in Greenstead Green & Halstead Rural and surrounding villages (Stisted, Colne Engaine and Gosfield) at July 2023. These are broken down into the priority 'bands' A to F:



Priority band A	Priority band B	Priority band C	Other bands D to F
2	1	1	17

The property size (number of bedrooms) needed by all applicants:

Age Group	1 bed	2 bed	3 bed	4 bed	5+ bed	Total
Age 18-39	5	5	1	1		12
Age 40-59	3		1			4
Age 60+	4	1				5
Total	12	6	2	1	0	21

Priority Band	1 bed	2 bed	3 bed	4 bed	5+ bed	Total
Priority band A	1	1				2
Priority band B			1			1
Priority band C	1					1
Other bands D to F	10	5	1	1		17
Total	12	6	2	1	0	21