



www.braintree.gov.uk/housing/housing-statnav

Key Housing Needs Statistics

Great Maplestead

Snapshot: October 2024

To be read in conjunction with the
'Guide to Key Housing Needs Statistics – Villages'

For all sources, more detailed housing needs data and a full guide to how to read this data, please visit the Housing StatNav website.



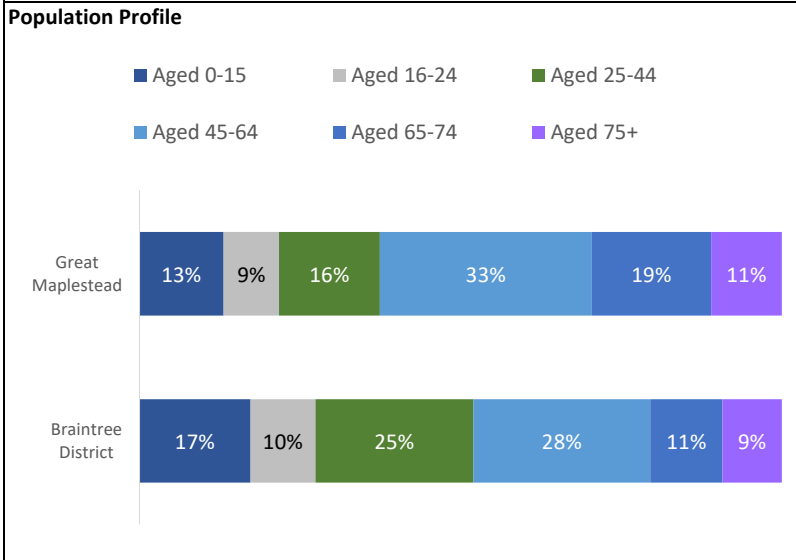
Key Housing Needs Statistics

Snapshot: October 2024



Great Maplestead

About the Parish of Great Maplestead



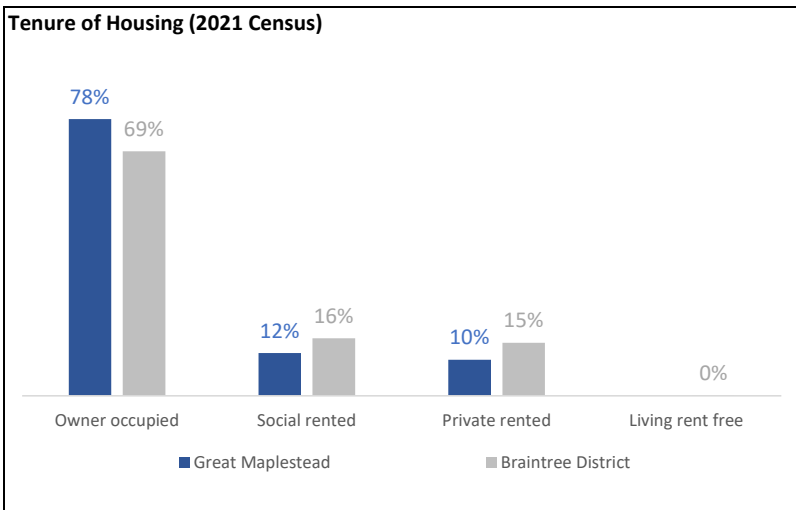
Key Parish Statistics

- Population (2021 Census) - 382
- Households (2021 Census) - 158
- The population is 0.2% of the total Braintree District population (155,233)

↑ 42.6% of households in Great Maplestead are economically inactive, which is higher than the 36.9% across the district.

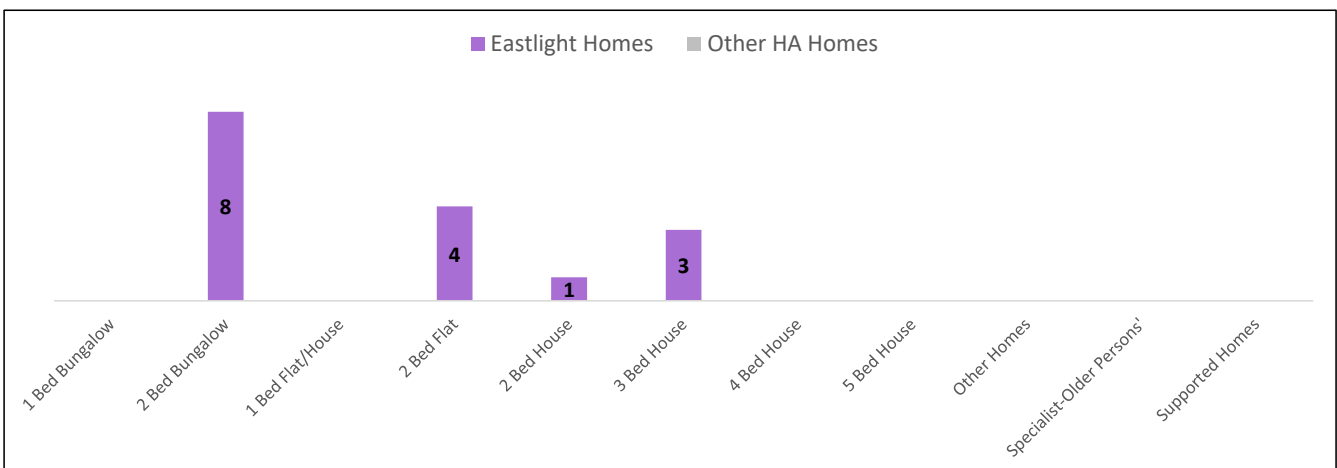
↑ 18.9% of households in Great Maplestead are family households all aged over 65yrs, which is higher than the 10.9% across the district.

↓ 6.9% of households in Great Maplestead are one person households aged 65yrs & under, which is lower than the 14.1% across the district.

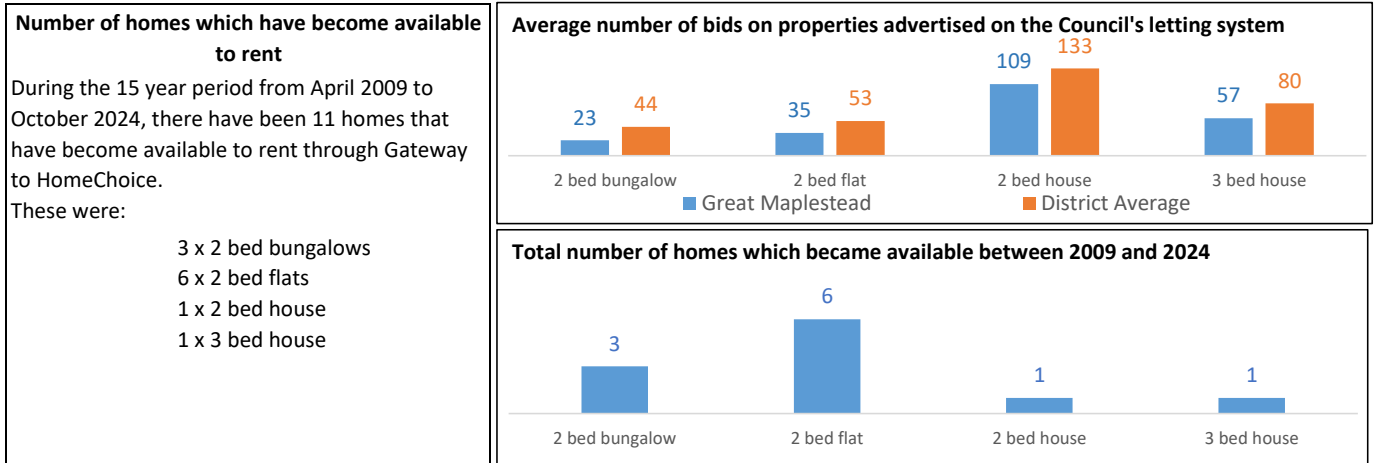


Housing Association homes to rent in Great Maplestead

There were 16 Housing Association homes to rent in Great Maplestead as at October 2024.



Lettings history in Great Maplestead



Applicants waiting for a housing association home to rent

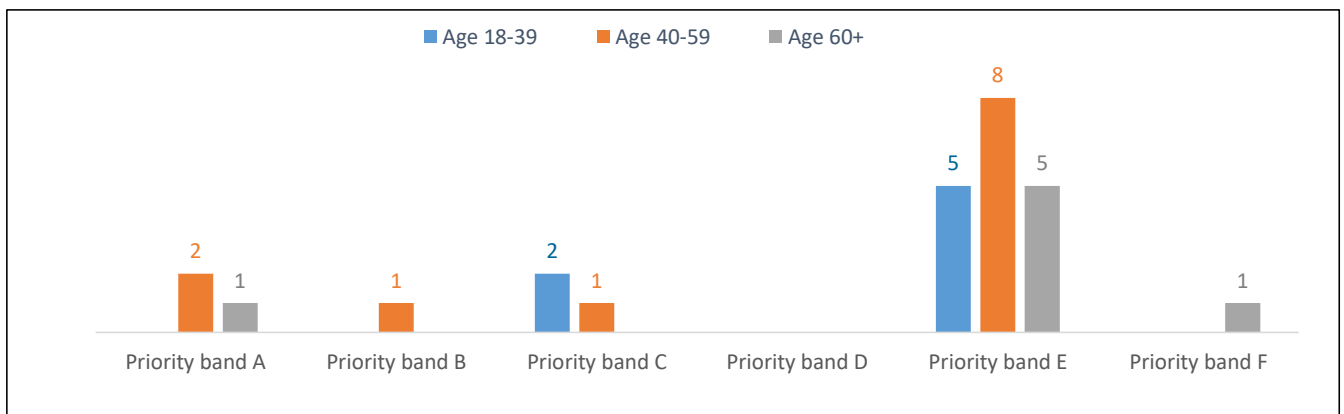
There was 1 household registered on Braintree District Council's system (Gateway to HomeChoice) waiting for housing association homes (households with a current address in the village as at October 2024):

Priority band A	Priority band B	Priority band C	Other bands D to F
0 Applicants	0 Applicants	0 Applicants	1 Applicant

For more information about the priority 'bands' (A to F) for housing applications, please see the guide to the data.

Applicants in Great Maplestead and surrounding villages

There were 26 households registered for housing association homes with a current address in Great Maplestead and surrounding villages (Castle Hedingham, Wickham St. Paul, Gestingthorpe and Little Maplestead) at October 2024. These are broken down into the priority 'bands' A to F:



Priority band A	Priority band B	Priority band C	Other bands D to F
3	1	3	19

The property size (number of bedrooms) needed by all applicants:

Age Group	1 bed	2 bed	3 bed	4 bed	5+ bed	Total
Age 18-39	0	6	1	0	0	7
Age 40-59	4	7	1	0	0	12
Age 60+	6	1	0	0	0	7
Total	10	14	2	0	0	26

Priority Band	1 bed	2 bed	3 bed	4 bed	5+ bed	Total
Priority band A	0	3	0	0	0	3
Priority band B	1	0	0	0	0	1
Priority band C	1	2	0	0	0	3
Other bands D to F	8	9	2	0	0	19
Total	10	14	2	0	0	26