



www.braintree.gov.uk/housing/housing-statnav

Key Housing Needs Statistics

Finchingfield & Cornish Hall End

Snapshot: July 2023

To be read in conjunction with the
'Guide to Key Housing Needs Statistics – Villages'

For all sources, more detailed housing needs data and
a full guide to how to read this data, please visit the
Housing StatNav website.



Key Housing Needs Statistics

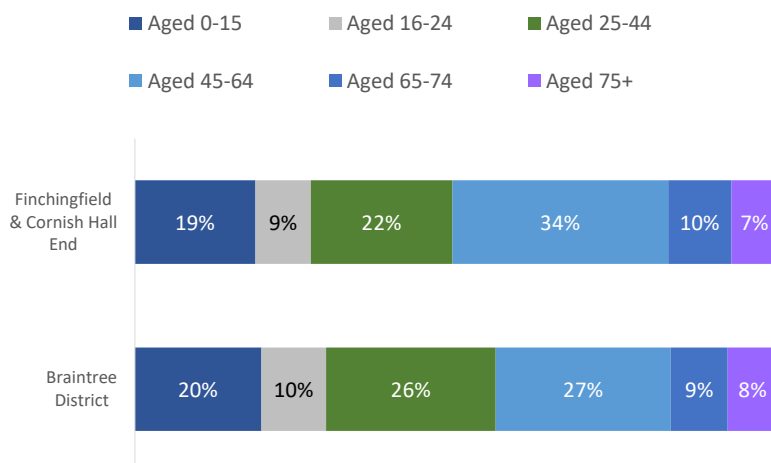
Snapshot: July 2023



Finchingfield & Cornish Hall End

About the Parish of Finchingfield & Cornish Hall End

Population Profile



Key Parish Statistics

- Population (2011 Census) - 1,471
- Households (2011 Census) - 595
- The population is 1.0% of the total Braintree District population (147,084)

Lower than average owner occupation

62% of households are owner occupied, with 12% of the households renting from the Council or a Housing association and 23% renting privately, which is much higher than the 13% District average

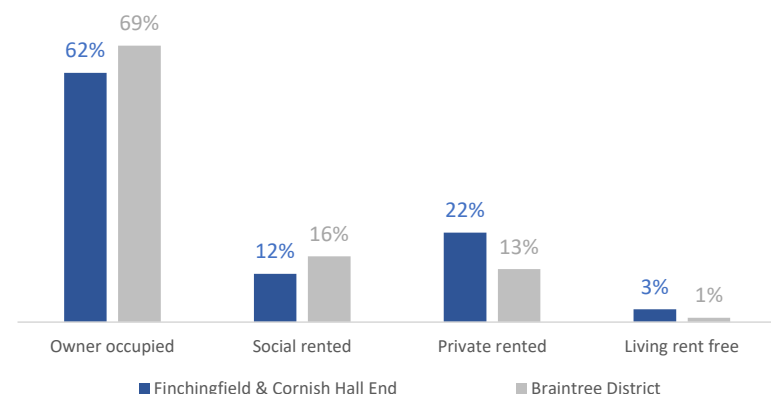


Lower unemployment

Finchingfield and Cornish End has a lower proportion of unemployed people (2%), compared to the 4% District and East of England averages; 75% of the parish are employed

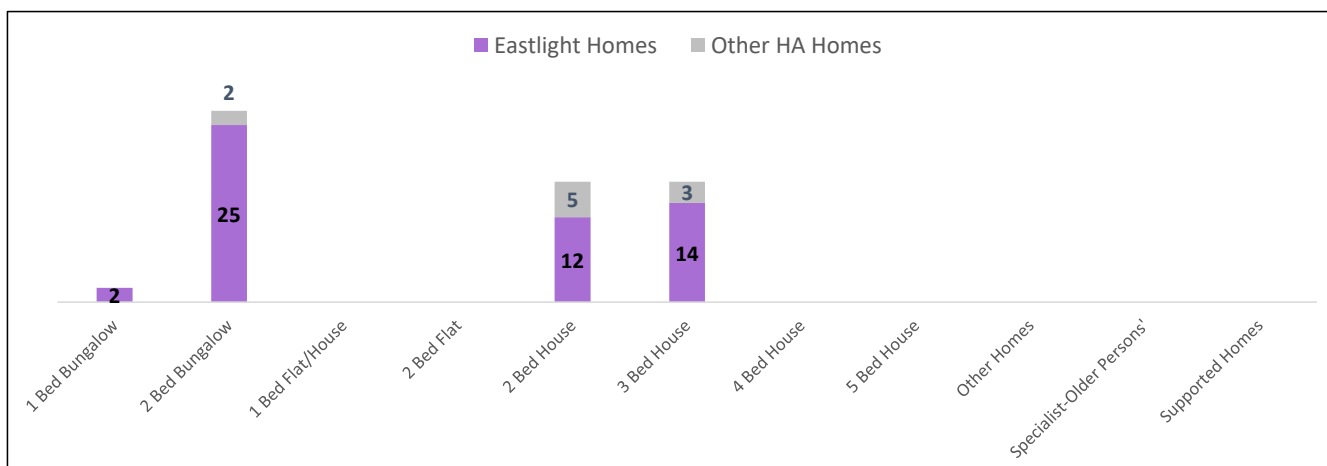


Tenure of Housing (2011 Census)



Housing Association homes to rent in Finchingfield & Cornish Hall End

There were 63 Housing Association homes to rent in Finchingfield & Cornish Hall End as at July 2023.



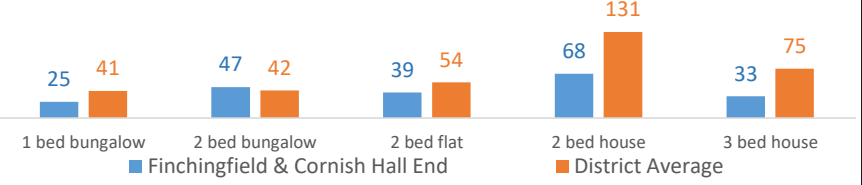
Lettings history in Finchingfield & Cornish Hall End

Number of homes which have become available to rent

During the 14 year period from April 2009 to June 2023, there have been 32 homes that have become available to rent through Gateway to HomeChoice.
These were:

- 2 x 1 bed bungalows
- 20 x 2 bed bungalows
- 1 x 2 bed flat
- 4 x 2 bed houses
- 5 x 3 bed houses

Average number of bids on properties advertised on the Council's letting system



Total number of homes which became available between 2009 and 2023



Applicants waiting for a housing association home to rent

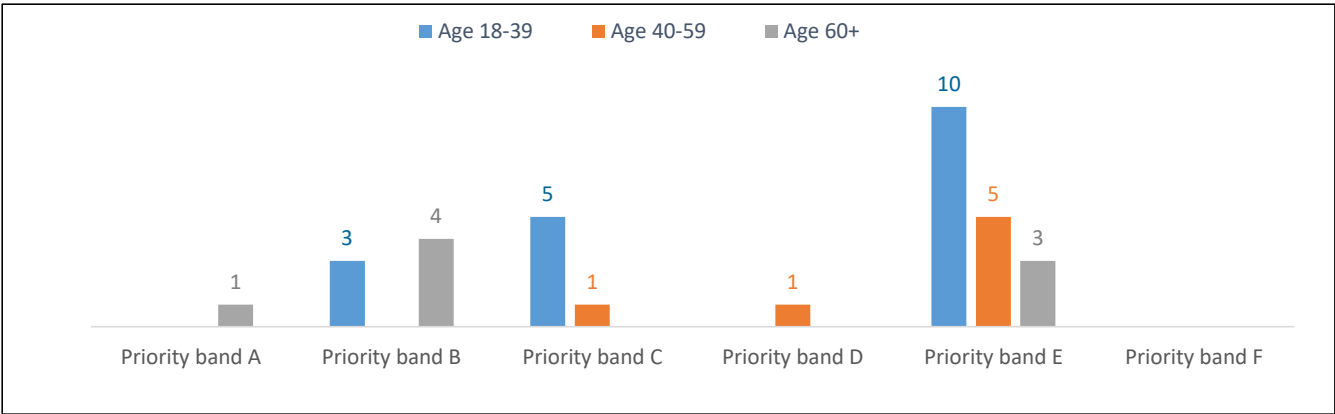
There were 10 households registered on Braintree District Council's system (Gateway to HomeChoice) waiting for housing association homes (households with a current address in the village as at July 2023):

Priority band A	Priority band B	Priority band C	Other bands D to F
0 Applicants	2 Applicants	2 Applicants	6 Applicants

For more information about the priority 'bands' (A to F) for housing applications, please see the guide to the data.

Applicants in Finchingfield & Cornish Hall End and surrounding villages

There were 33 households registered for housing association homes with a current address in Finchingfield & Cornish Hall End and surrounding villages (Great Bardfield, Stambourne, Wethersfield and Toppesfield) at July 2023. These are broken down into the priority 'bands' A to F:



Priority band A	Priority band B	Priority band C	Other bands D to F
1	7	6	19

The property size (number of bedrooms) needed by all applicants:

Age Group	1 bed	2 bed	3 bed	4 bed	5+ bed	Total
Age 18-39	2	12	3	1		18
Age 40-59	6	1				7
Age 60+	5	2	1			8
Total	13	15	4	1	0	33

Priority Band	1 bed	2 bed	3 bed	4 bed	5+ bed	Total
Priority band A		1				1
Priority band B	2	1	3	1		7
Priority band C	1	4	1			6
Other bands D to F	10	9				19
Total	13	15	4	1	0	33