



[www.braintree.gov.uk/housing/housing-statnav](http://www.braintree.gov.uk/housing/housing-statnav)

## Key Housing Needs Statistics

### Feering

Snapshot: October 2024

To be read in conjunction with the

‘Guide to Key Housing Needs Statistics – Larger villages’

For all sources, more detailed housing needs data and a full guide to how to read this data, please visit the Housing StatNav website.

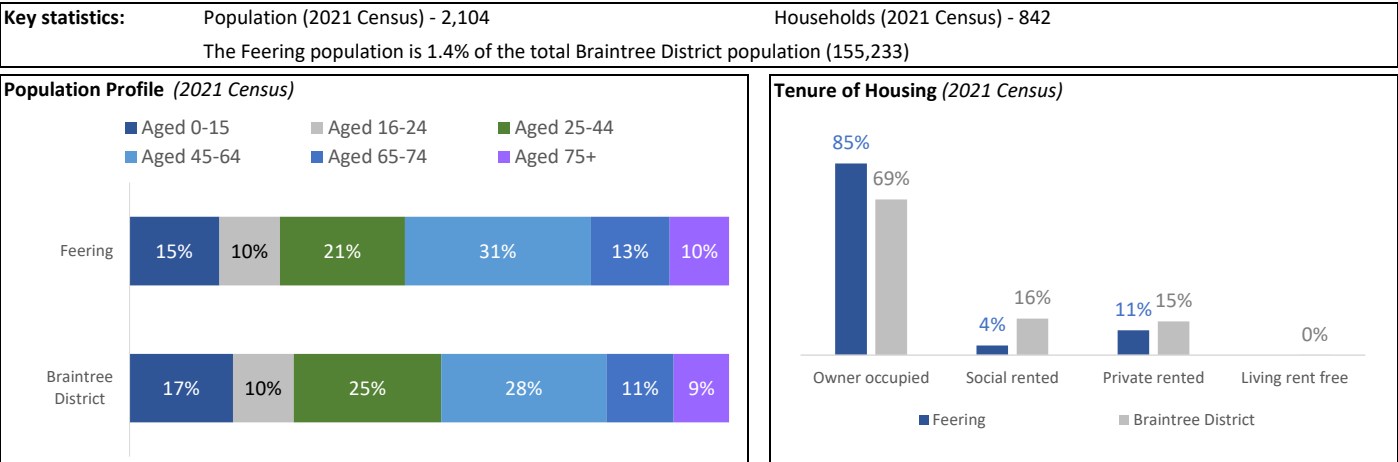


# Key Housing Needs Statistics

Snapshot: October 2024

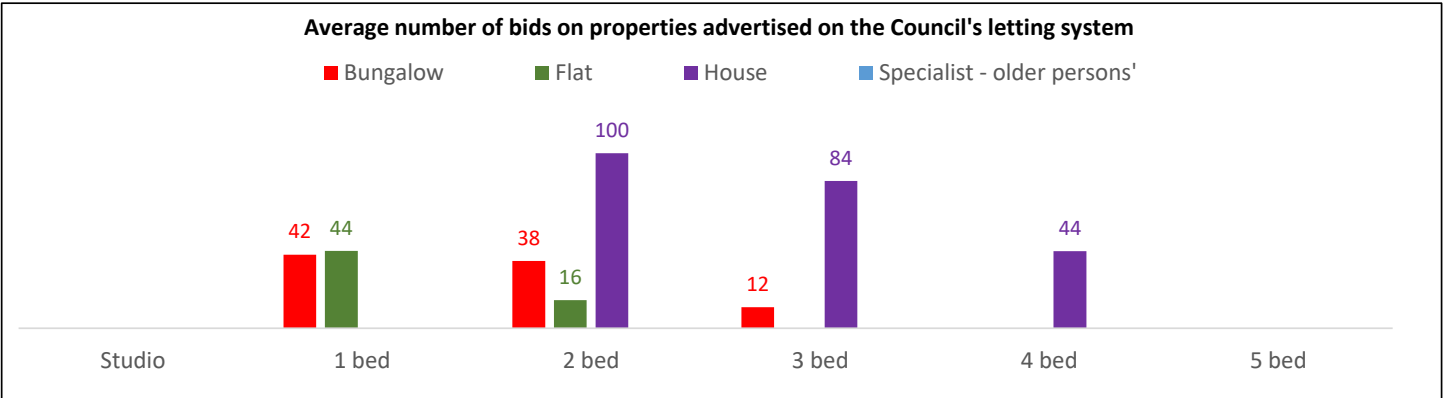


## Feering



## Number of bids per property in Feering

The average number of bids made for each property type which became available on the Council's lettings system between May 2009 and September 2024:



## Applicants waiting for a housing association home to rent

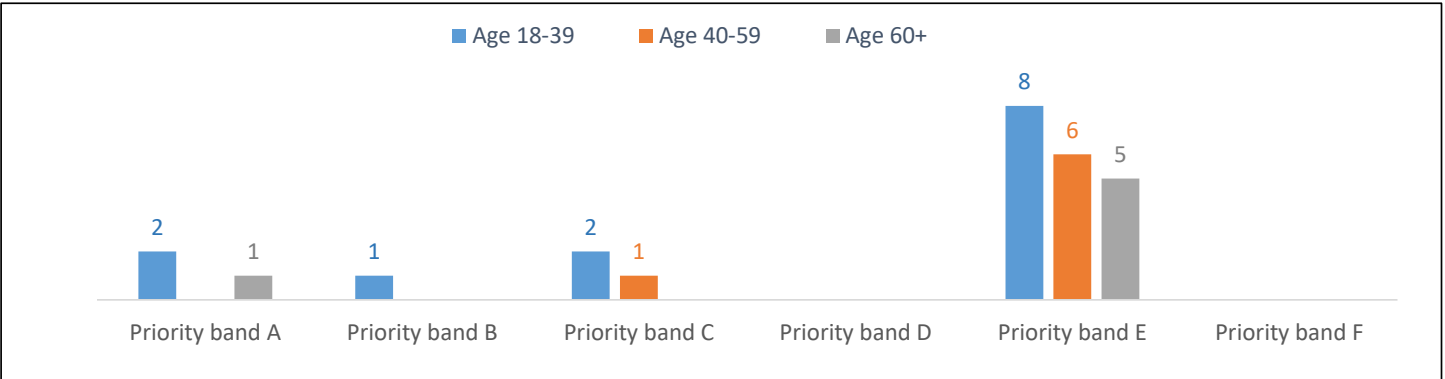
There were 15 households registered on Braintree District Council's system (Gateway to HomeChoice) waiting for housing association homes (households with a current address in the village as at October 2024):

Priority band A	Priority band B	Priority band C	Other bands D to F
2 Applicants	0 Applicants	2 Applicants	11 Applicants

For more information about the priority 'bands' (A to F) for housing applications, please see the guide to the data.

### Applicants in Feering and surrounding villages

There were 26 households registered for housing association homes with a current address in Feering and surrounding villages (Rivenhall) at October 2024. These are broken down into the priority 'bands' A to F:



Priority band A	Priority band B	Priority band C	Other bands D to F
3	1	3	19

The property size (number of bedrooms) needed by all applicants:

	1 bed	2 bed	3 bed	4 bed	5+ bed	Total
Age 18-39	3	3	6	1		13
Age 40-59	3	1	3			7
Age 60+	5	1				6
Total	11	5	9	1	0	26

	1 bed	2 bed	3 bed	4 bed	5+ bed	Total
Priority band A		1	1	1		3
Priority band B			1			1
Priority band C	2	1				3
Other bands D to F	9	3	7			19
Total	11	5	9	1	0	26