



www.braintree.gov.uk/housing/housing-statnav

Key Housing Needs Statistics

Feering

Snapshot: July 2023

To be read in conjunction with the
'Guide to Key Housing Needs Statistics – Larger villages'

For all sources, more detailed housing needs data and
a full guide to how to read this data, please visit the
Housing StatNav website.

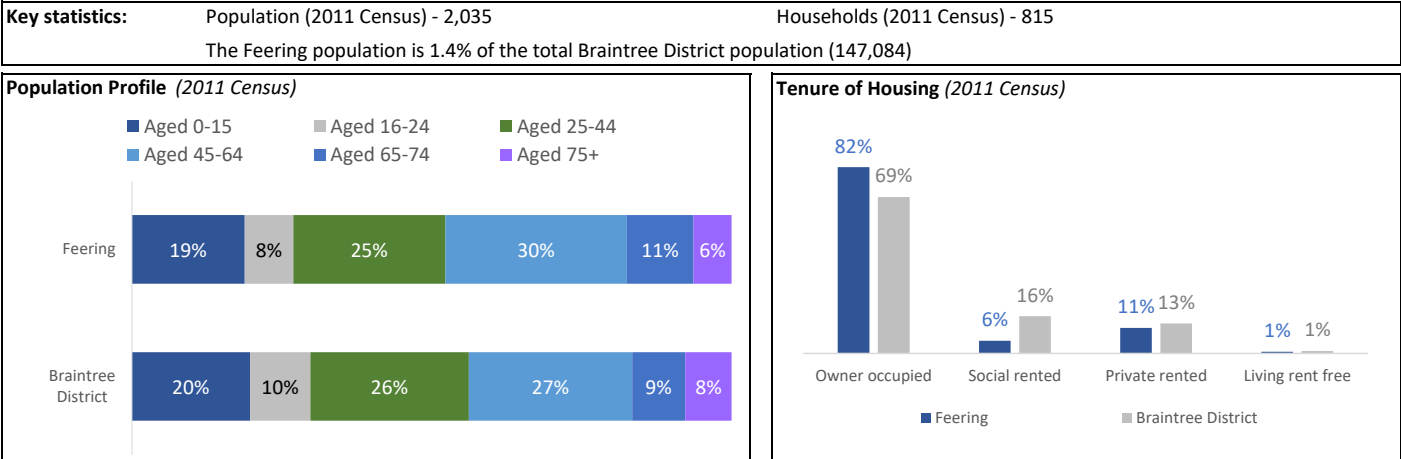


Key Housing Needs Statistics

Snapshot: July 2023

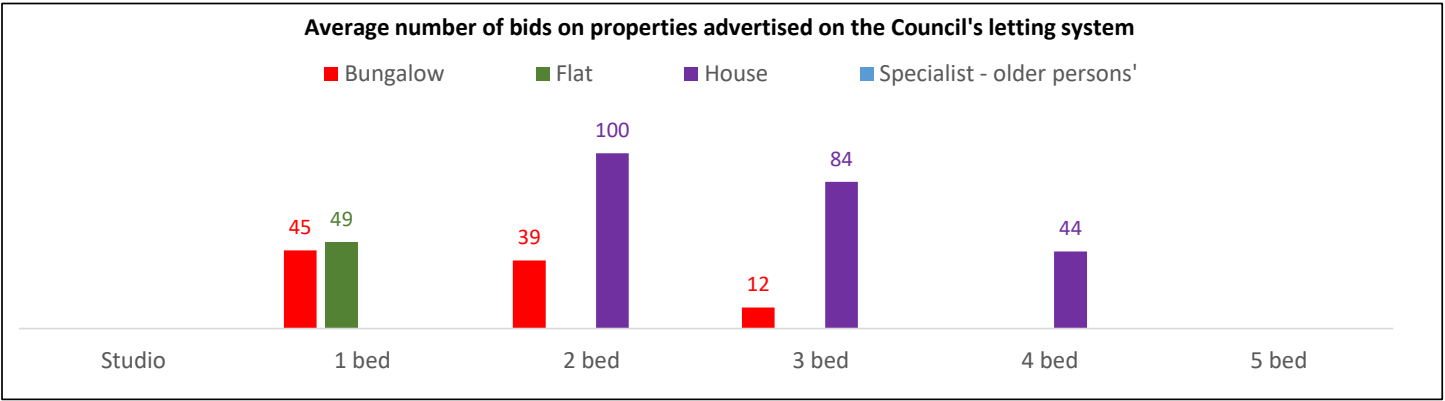


Feering



Number of bids per property in Feering

The average number of bids made for each property type which became available on the Council's lettings system between May 2009 and May 2023:



Applicants waiting for a housing association home to rent

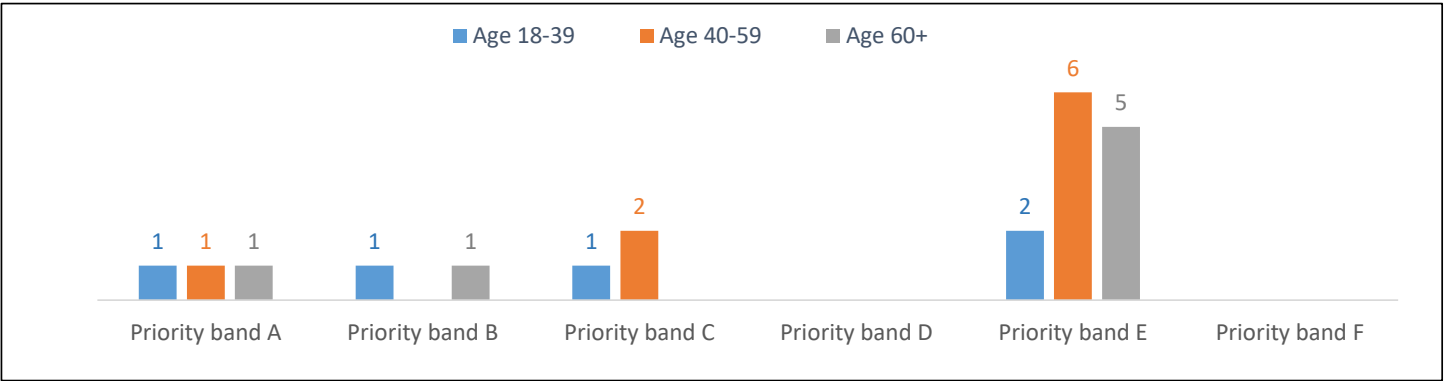
There were 8 households registered on Braintree District Council's system (Gateway to HomeChoice) waiting for housing association homes (households with a current address in the village as at July 2023):

Priority band A	Priority band B	Priority band C	Other bands D to F
2 Applicants	1 Applicant	1 Applicant	4 Applicants

For more information about the priority 'bands' (A to F) for housing applications, please see the guide to the data.

Applicants in Feering and surrounding villages

There were 21 households registered for housing association homes with a current address in Feering and surrounding villages (Rivenhall) at July 2023. These are broken down into the priority 'bands' A to F:



Priority band A	Priority band B	Priority band C	Other bands D to F
3	2	3	13

The property size (number of bedrooms) needed by all applicants:

	1 bed	2 bed	3 bed	4 bed	5+ bed	Total
Age 18-39	1	1	3			5
Age 40-59	5	3	1			9
Age 60+	6	1				7
Total	12	5	4	0	0	21

	1 bed	2 bed	3 bed	4 bed	5+ bed	Total
Priority band A		2	1			3
Priority band B	1		1			2
Priority band C	3					3
Other bands D to F	8	3	2			13
Total	12	5	4	0	0	21