



www.braintree.gov.uk/housing/housing-statnav

Key Housing Needs Statistics

Cressing

Snapshot: July 2023

To be read in conjunction with the
'Guide to Key Housing Needs Statistics – Larger villages'

For all sources, more detailed housing needs data and
a full guide to how to read this data, please visit the
Housing StatNav website.

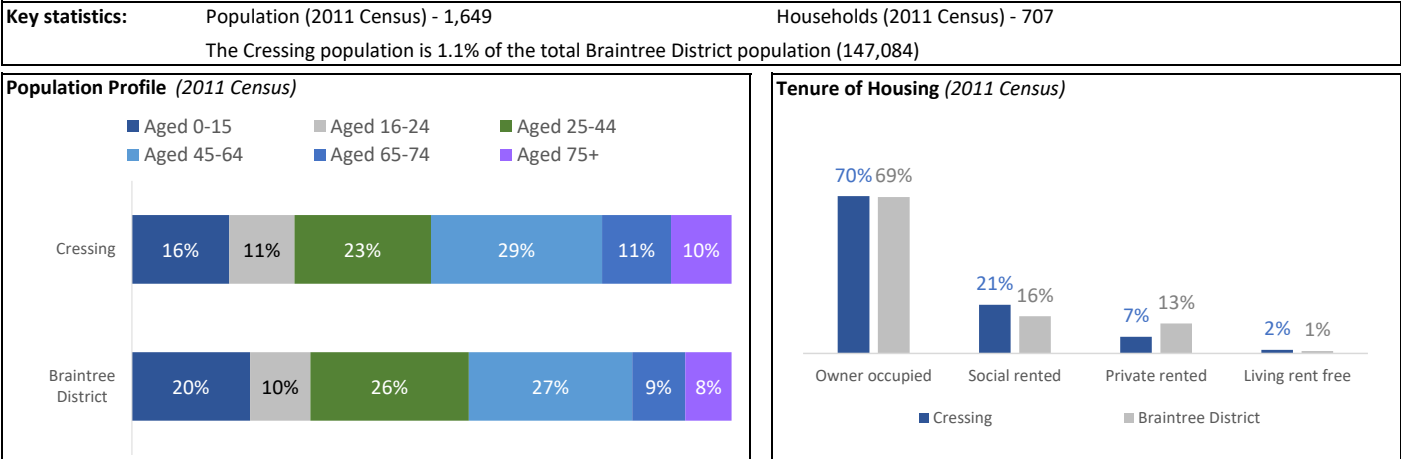


Key Housing Needs Statistics

Snapshot: July 2023

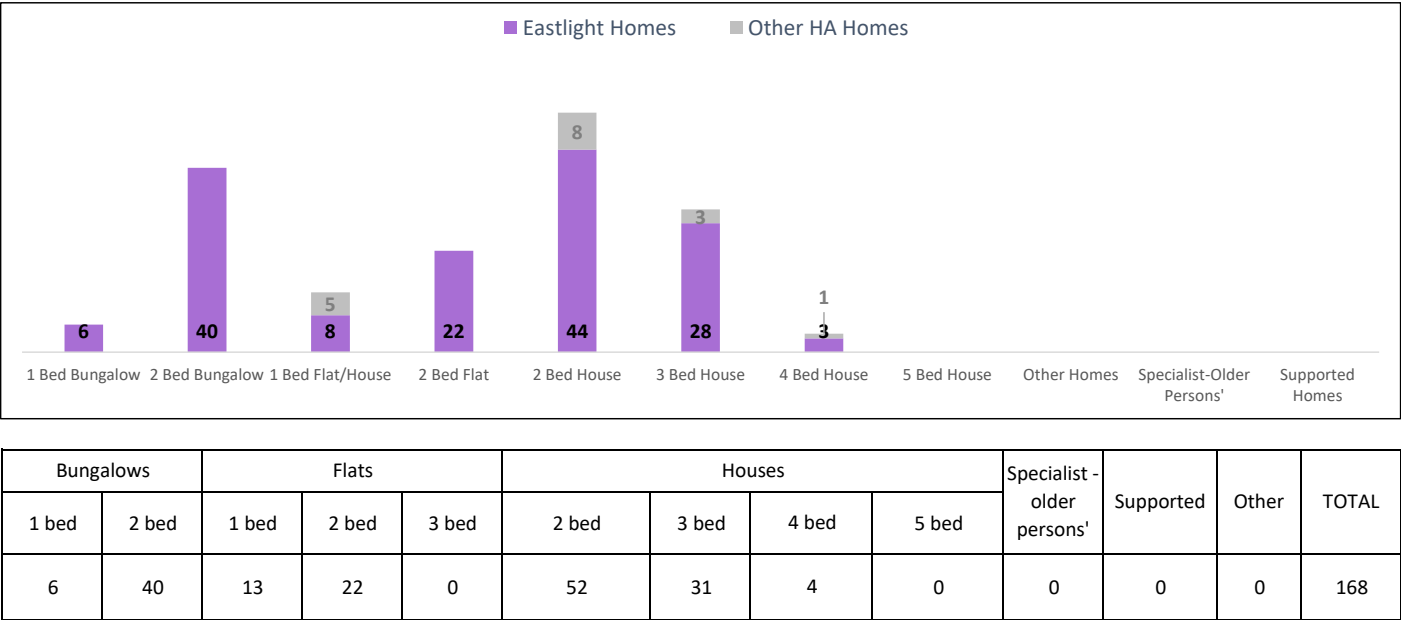


Cressing



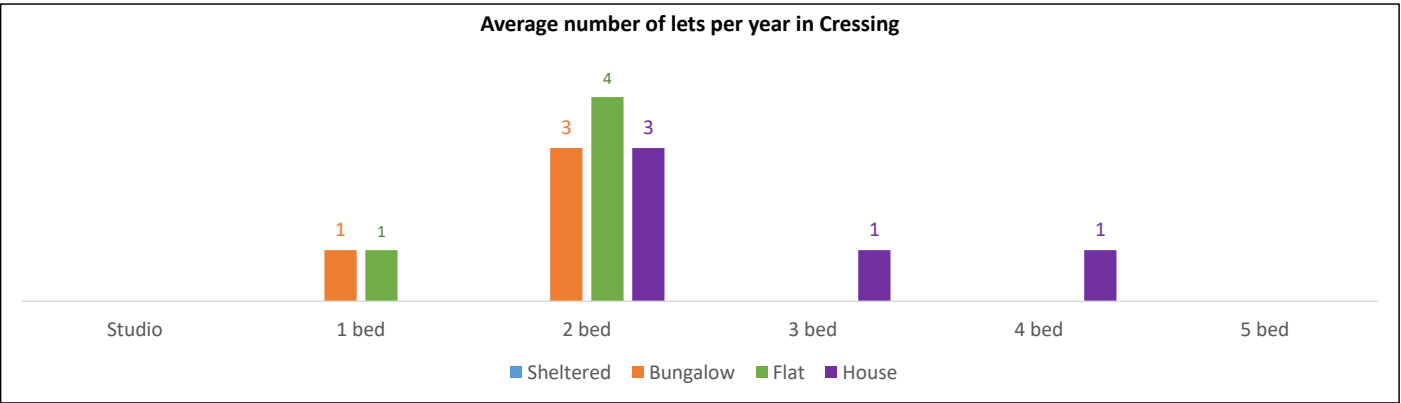
Housing Association homes to rent in Cressing

There were 168 Housing Association homes to rent in Cressing as at July 2023.



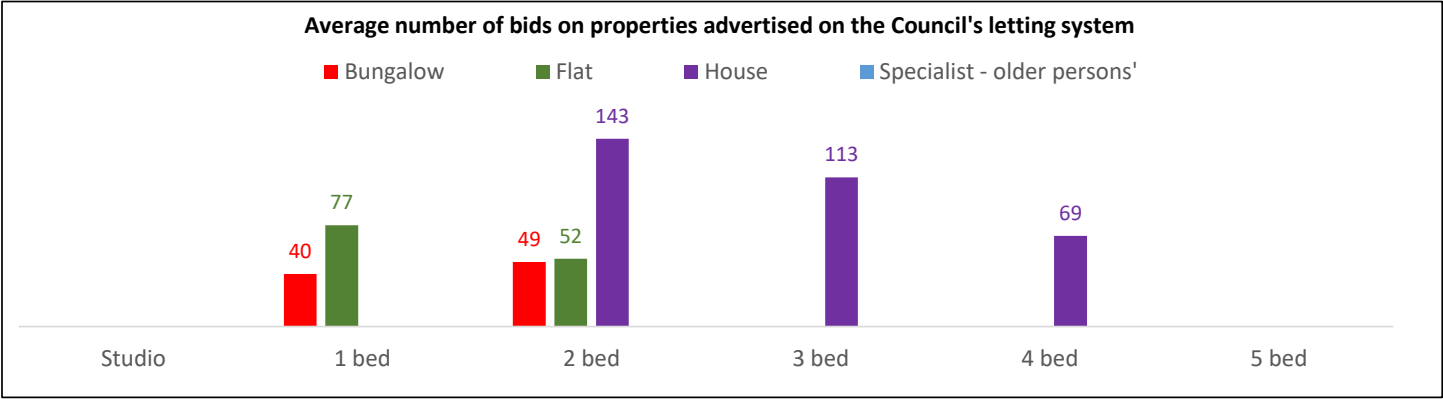
Lettings history in Cressing

Number of lets per year of rented housing association homes (average from May 2009 to May 2023):



Number of bids per property in Cressing

The average number of bids made for each property type which became available on the Council's lettings system between May 2009 and May 2023:



Applicants waiting for a housing association home to rent

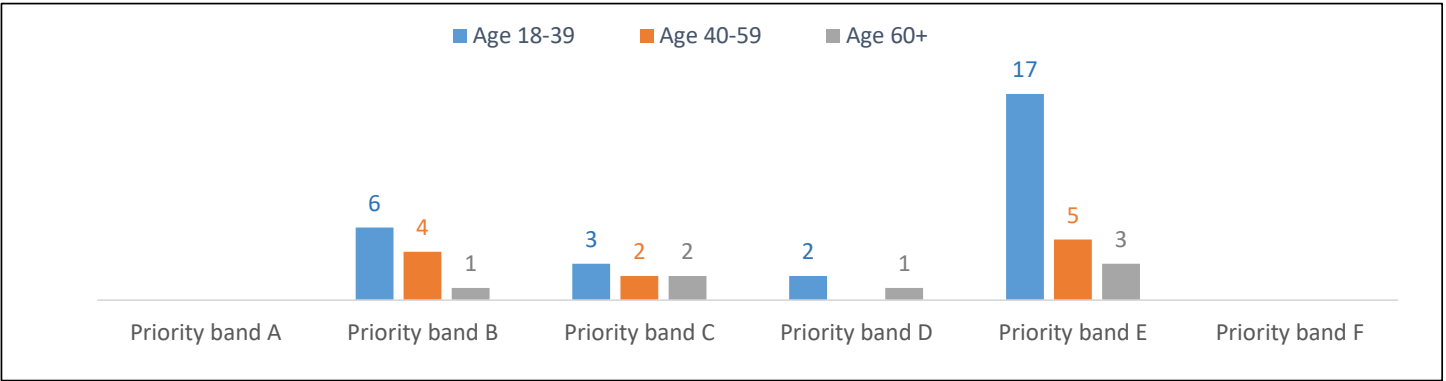
There were 28 households registered on Braintree District Council's system (Gateway to HomeChoice) waiting for housing association homes (households with a current address in the village as at July 2023):

Priority band A	Priority band B	Priority band C	Other bands D to F
0 Applicants	9 Applicants	4 Applicants	15 Applicants

For more information about the priority 'bands' (A to F) for housing applications, please see the guide to the data.

Applicants in Cressing and surrounding villages

There were 46 households registered for housing association homes with a current address in Cressing and surrounding villages (Bradwell, Black Notley and White Notley) at July 2023. These are broken down into the priority 'bands' A to F:



Priority band A	Priority band B	Priority band C	Other bands D to F
0	11	7	28

The property size (number of bedrooms) needed by all applicants:

	1 bed	2 bed	3 bed	4 bed	5+ bed	Total
Age 18-39	6	15	7	0	0	28
Age 40-59	3	3	5	0	0	11
Age 60+	5	2	0	0	0	7
Total	14	20	12	0	0	46

	1 bed	2 bed	3 bed	4 bed	5+ bed	Total
Priority band A	0	0	0	0	0	0
Priority band B	2	3	6	0	0	11
Priority band C	5	1	1	0	0	7
Other bands D to F	7	16	5	0	0	28
Total	14	20	12	0	0	46