



[www.braintree.gov.uk/housing/housing-statnav](http://www.braintree.gov.uk/housing/housing-statnav)

## Key Housing Needs Statistics

### Bulmer

Snapshot: October 2024

To be read in conjunction with the  
'Guide to Key Housing Needs Statistics – Villages'

For all sources, more detailed housing needs data and  
a full guide to how to read this data, please visit the  
Housing StatNav website.



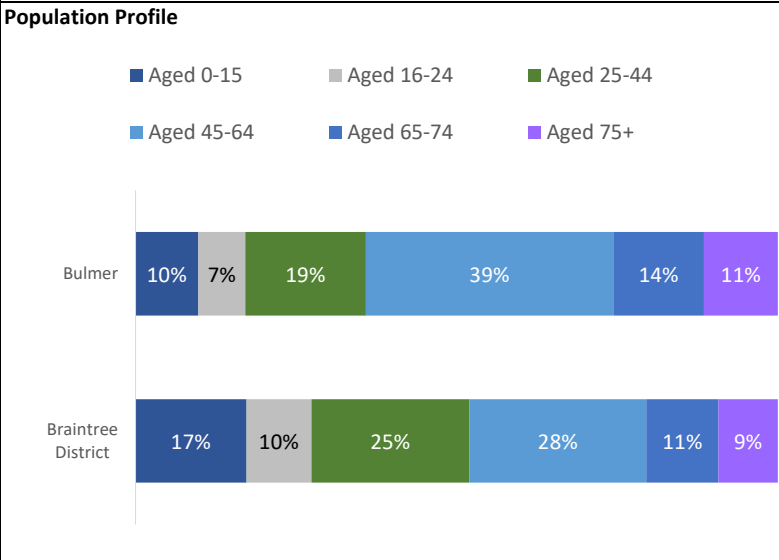
# Key Housing Needs Statistics

Snapshot: October 2024



## Bulmer

### About the Parish of Bulmer



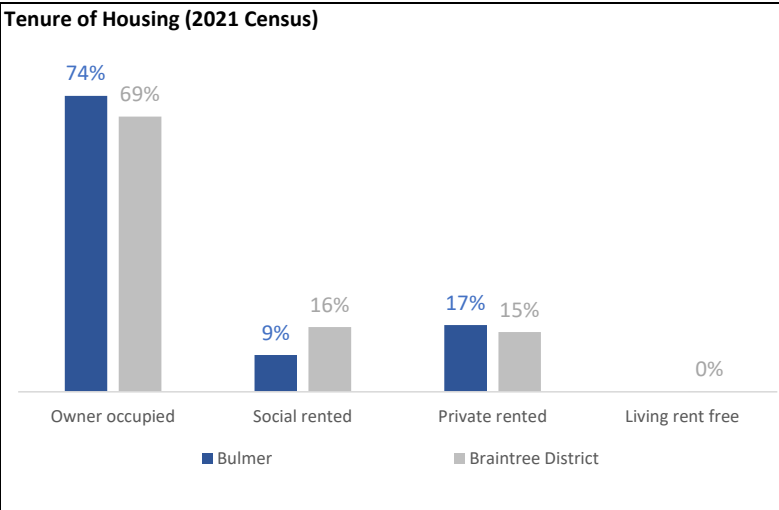
**Key Parish Statistics**

- Population (2021 Census) - 644
- Households (2021 Census) - 293
- The population is 0.4% of the total Braintree District population (155,233)

62.5% of households in Bulmer are economically active excluding students, which is higher than the 61.1% across the district.

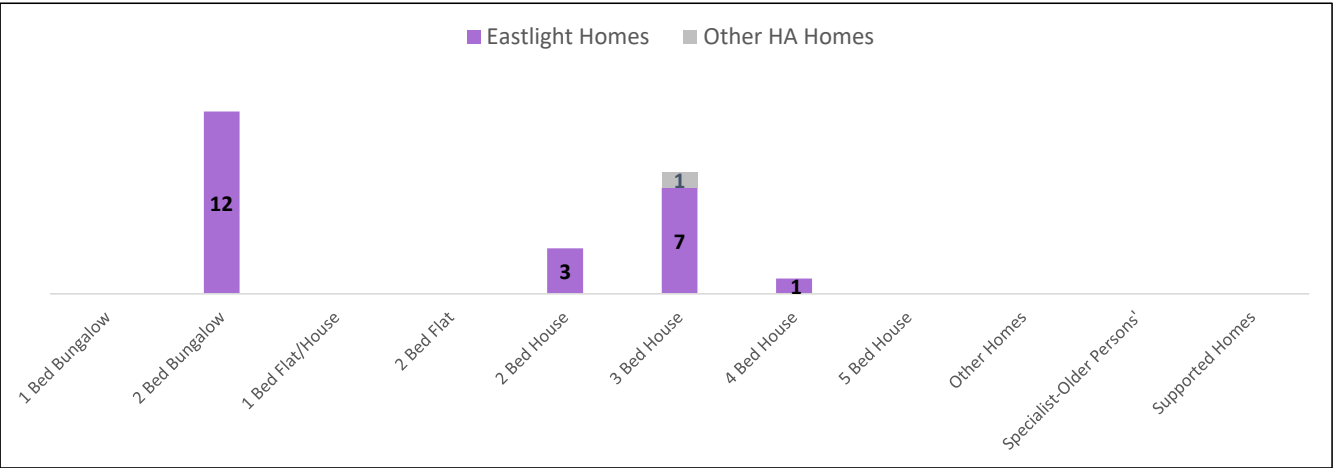
26.8% of households in Bulmer are couples without children, which is higher than the 18.6% across the district.

20.7% of households in Bulmer are couples with children, which is lower than the 28.3% across the district.



### Housing Association homes to rent in Bulmer

There were 24 Housing Association homes to rent in Bulmer as at October 2024.



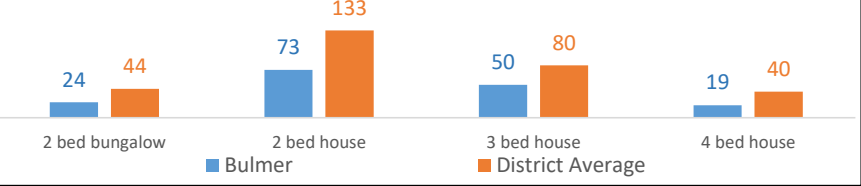
## Lettings history in Bulmer

### Number of homes which have become available to rent

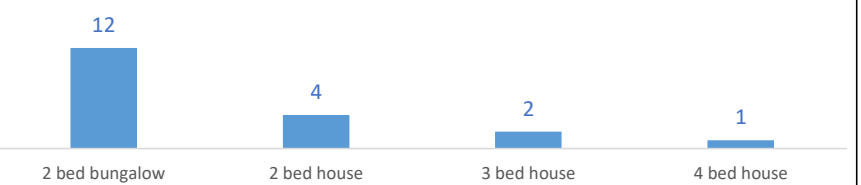
During the 15 year period from April 2009 to October 2024, there have been 19 homes that have become available to rent through Gateway to HomeChoice.  
These were:

- 12 x 2 bed bungalows
- 4 x 2 bed houses
- 2 x 3 bed houses
- 1 x 4 bed house

### Average number of bids on properties advertised on the Council's letting system



### Total number of homes which became available between 2009 and 2024



## Applicants waiting for a housing association home to rent

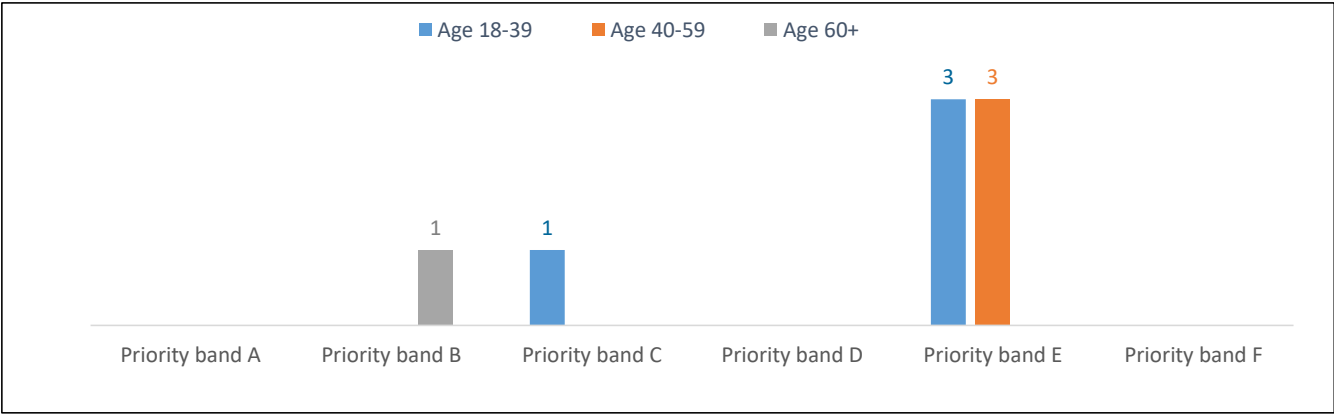
There were 3 households registered on Braintree District Council's system (Gateway to HomeChoice) waiting for housing association homes (households with a current address in the village as at October 2024):

Priority band A	Priority band B	Priority band C	Other bands D to F
0 Applicants	1 Applicant	1 Applicant	1 Applicant

For more information about the priority 'bands' (A to F) for housing applications, please see the guide to the data.

### Applicants in Bulmer and surrounding villages

There were 8 households registered for housing association homes with a current address in Bulmer and surrounding villages (Borley, Belchamp Walter, Gestingthorpe, Belchamp St Paul, Middleton and Great Henny) at October 2024. These are broken down into the priority 'bands' A to F:



Priority band A	Priority band B	Priority band C	Other bands D to F
0	1	1	6

The property size (number of bedrooms) needed by all applicants:

Age Group	1 bed	2 bed	3 bed	4 bed	5+ bed	Total
Age 18-39	1	2	1			4
Age 40-59	1	2				3
Age 60+	1					1
Total	3	4	1	0	0	8

Priority Band	1 bed	2 bed	3 bed	4 bed	5+ bed	Total
Priority band A						
Priority band B	1					1
Priority band C	1					1
Other bands D to F	1	4	1			6
Total	3	4	1	0	0	8