



www.braintree.gov.uk/housing/housing-statnav

Key Housing Needs Statistics

Bradwell

Snapshot: July 2023

To be read in conjunction with the
'Guide to Key Housing Needs Statistics – Villages'

For all sources, more detailed housing needs data and
a full guide to how to read this data, please visit the
Housing StatNav website.



Key Housing Needs Statistics

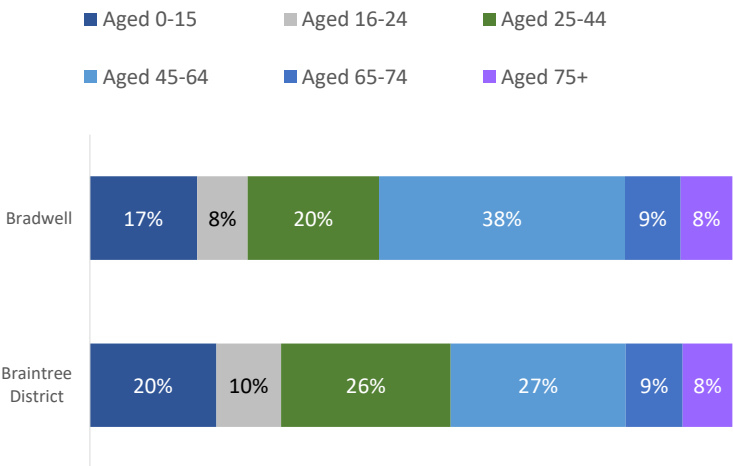
Snapshot: July 2023



Bradwell

About the Parish of Bradwell

Population Profile



Key Parish Statistics

- Population (2011 Census) - 509
- Households (2011 Census) - 209
- The population is 0.3% of the total Braintree District population (147,084)



Three quarters of people in the parish are employed

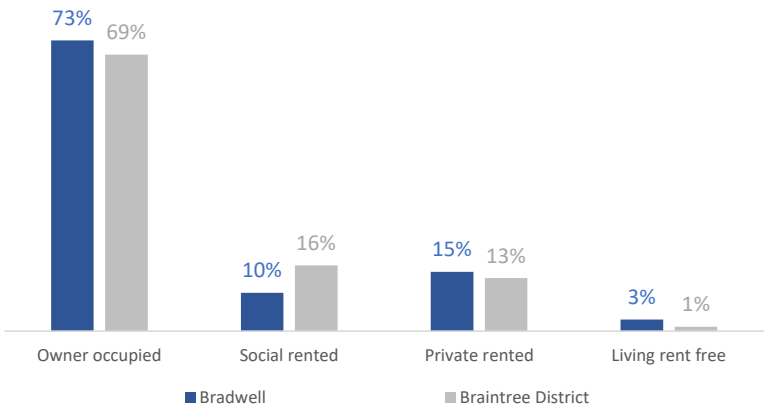
75% of 16-74 year olds are employed, which is higher than the 70% District and 68% East of England averages, with only 2% unemployed and seeking employment, compared to the 4% District average



Higher proportion of couple households (under the age of 65) with no children

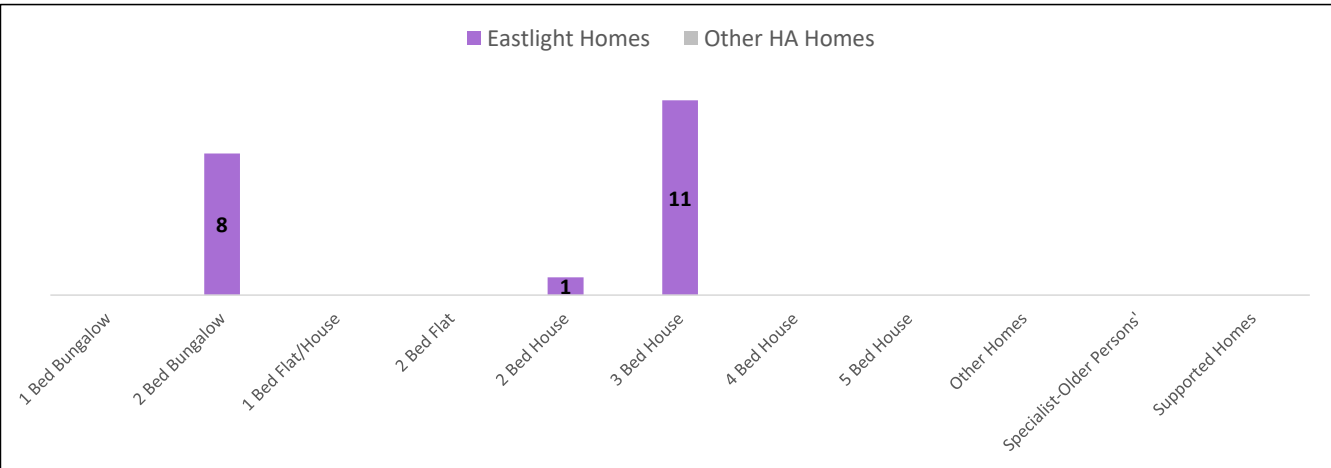
29% of households are couples (under the age of 65) with no children living with them, higher than the 20% District and 19% East of England averages

Tenure of Housing (2011 Census)



Housing Association homes to rent in Bradwell

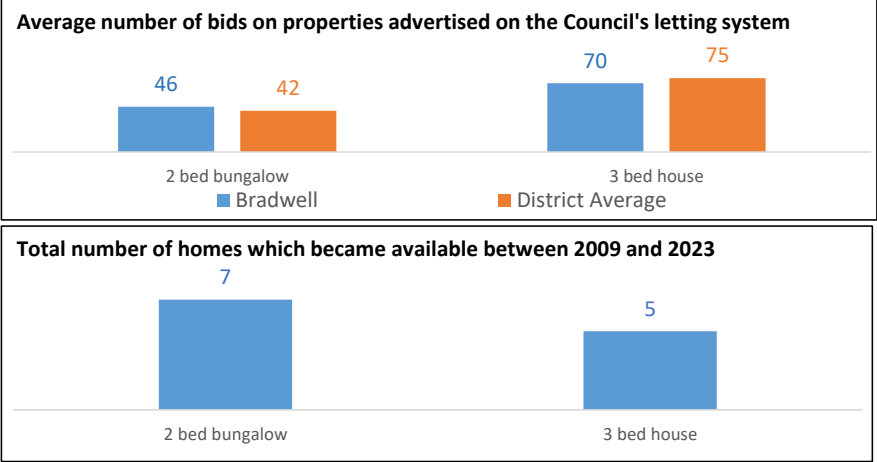
There were 20 Housing Association homes to rent in Bradwell as at July 2023.



Lettings history in Bradwell

Number of homes which have become available to rent
During the 14 year period from April 2009 to June 2023, there have been 12 homes that have become available to rent through Gateway to HomeChoice.
These were:

7 x 2 bed bungalows
5 x 3 bed houses



Applicants waiting for a housing association home to rent

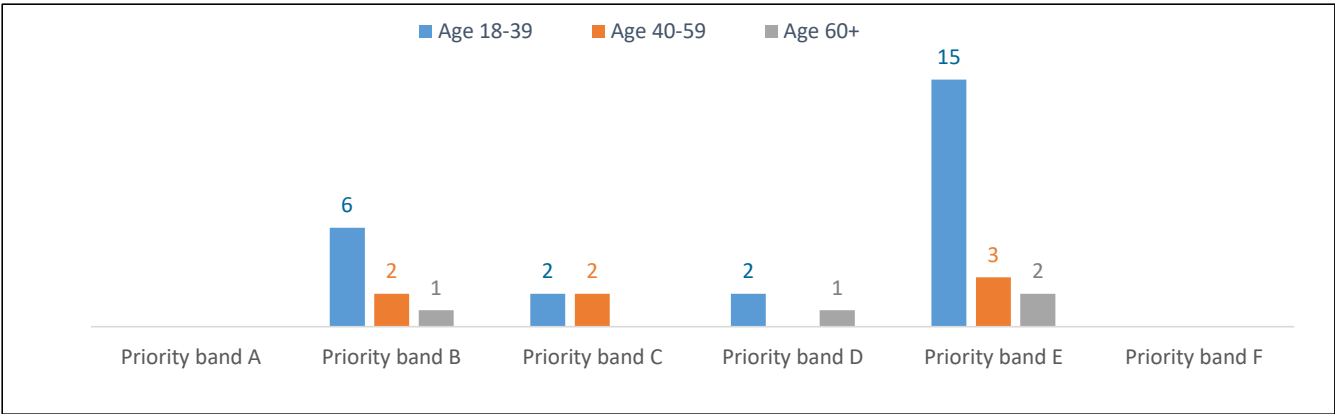
There were 2 households registered on Braintree District Council's system (Gateway to HomeChoice) waiting for housing association homes (households with a current address in the village as at July 2023):

Priority band A	Priority band B	Priority band C	Other bands D to F
0 Applicants	0 Applicants	0 Applicants	2 Applicants

For more information about the priority 'bands' (A to F) for housing applications, please see the guide to the data.

Applicants in Bradwell and surrounding villages

There were 36 households registered for housing association homes with a current address in Bradwell and surrounding villages (Stisted and Cressing) at July 2023. These are broken down into the priority 'bands' A to F:



Priority band A	Priority band B	Priority band C	Other bands D to F
0	9	4	23

The property size (number of bedrooms) needed by all applicants:

Age Group	1 bed	2 bed	3 bed	4 bed	5+ bed	Total
Age 18-39	7	12	5	1		25
Age 40-59	3	2	2			7
Age 60+	2	2				4
Total	12	16	7	1	0	36

Priority Band	1 bed	2 bed	3 bed	4 bed	5+ bed	Total
Priority band A						
Priority band B	2	2	5			9
Priority band C	2	1	1			4
Other bands D to F	8	13	1	1		23
Total	12	16	7	1	0	36